

PDDLyte

A Partial Implementation of The Planning Domain Definition Language

John Martin Jr.
jdm2213@columbia.edu

February 11, 2014

Abstract

The PDDLyte language, whose name derives from the Planning Domain Definition Language (PDDL)[1], is a symbolic, specification language used to formulate and solve planning problems. Similarly to PDDL, problems are specified with an initial state, a goal description, and a domain on which to plan over. From there, PDDLyte uses causal reasoning to deduce solutions. Provided a solution exists, it will be output as a sequence of actions mapping the initial state to the goal state(s). The PDDLyte language is limited in comparison to its predecessor, in that it will only support classical planning problems for a single agent: finite, fully-observable, deterministic, static environment descriptions. PDDLyte is also distinguished in the way it is compiled.

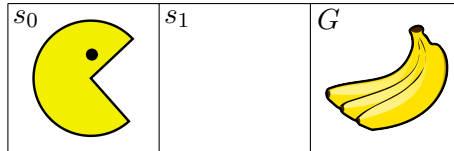
Current PDDL implementations use CLISP-based interpreters to verify the solutions [1]. For most applications, this is where the life of PDDL ends. The PDDLyte implementation will go further and be compiled to C code, then to X86 assembly. With this design, the high-level reasoning of PDDLyte solutions will be amenable to systems-level C code interfaces.

Background: Planning

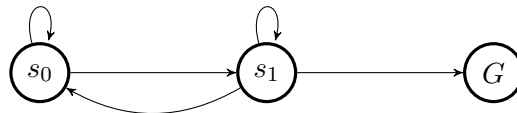
Automated planning is a branch of artificial intelligence that helps characterize intelligent behavior. Plans are explicitly deliberated in a process that chooses prearranged actions to achieve an objective. A planning problem asks if a goal description can be achieved from its initial state. In classical planning, actions are assumed to be finite sets of operators that transition a system from one state to another; hence a solution to this problem is a sequence, $\{A_i\}$, of actions [4]. Every plausible system state can be represented as vertices on a graph, and transitions that connect these states represent edges. In this framework, finding a solution is reduced to searching the state-space graph for a path that connects the initial state to the final state. Let's take a closer look at how this is done with the PDDLyte language.

Example program: Pacman

Pacman, with his ever-present, unperceptive objective to feed himself, can certainly benefit from automated planning. In this simple example, Pacman's goal, G , is to eat the bananas located in the third square; he originates in the first square, s_0 . Pacman may move in any direction, provided it is between two adjacent squares, and he occupies the starting square.



With this small amount of information, the planning problem can be formulated with a triple: $P = (s_0, G, A)$. Where the set of accessible actions, A , are quickly realized as the only two available moves: move forward, or remain still. This makes planning graph simple to visualize.



When problems and their corresponding domains are specified formally in PDDL_{ite}, graphs like these will be generated and transversed for solutions. If a solution is available – which is guaranteed to be discerned from the completeness of the search algorithm – then it will be returned, as shown in the example code.

```
(define (domain pman)
  (:predicates
    (adj ?square-1 ?square-2)
    (at ?what ?square)
  )

  (:action move
    :parameters (?who ?from ?to)
    :precondition (and (adj ?from ?to)
                       (at ?who ?from))
    :effect (and (not (at ?who ?from))
                 (at ?who ?to))
  )
)

(define (problem pman_prob)
```

```

(:domain pman)
(:objects
  sq_11 sq_12 sq_13
  pacman
  banana
)

(:init
  (adj sq_11 sq_12) (adj sq_12 sq_11)
  (adj sq_12 sq_13) (adj sq_13 sq_12)

  (at banana sq_13)
  (at pacman sq_11)
)

(:goal (and (at pacman sq_13)
            (at banana sq_13)))
)

; the optimal plan consists of two moves
;-----
; (move pacman sq_11 sq_12)
; (move pacman sq_12 sq_13)

```

Motivation

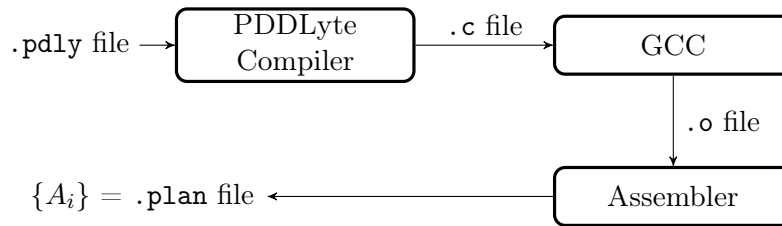
Beyond Pacman, myriads of planning problems beckon for description. What set of actions should a person take when driving to work? What operations are required to route secure network traffic around China? Capturing the high-level reason needed to formulate these problems is only achievable with the proper class of language.

Historically, symbolic languages have shown to be amenable to the generality of planning problems. It is for this reason that PDDLyte is chosen to be symbolic. Moreover, the underpinning of computational symbolism seems sophisticated and appealing to create.

Hopefully the PDDLyte language can serve a purpose in the planning community. Perhaps those in academia will find comfort in a familiar syntax and run PDDLyte for instructional purposes. Those in the commercial realm may initially balk at the language's extensibility, but eventually discover uses for it in simulation or operations. Draw your own conclusions as you read further.

PDDLyte Pipeline

A planning domain and problem will be described in a `.pdl` file. The compiler will first translate the plan into C code – opening up the opportunity for interfacing with other systems-level software. From there, the code can be compiled into a machine language executable using standard processing.



Lexicon

The syntax in PDDLyte derives from PDDL. The components of each language focus around the classical-planning representation of STRIPS, which itself is a restricted, state-transition system $\Sigma = (S, A, \gamma)$ over a function-free, first-order language \mathcal{L} . Further details of this language’s mathematical identity will be described in the final report. If your curiosity find this unsatisfying, see [2] for a functional and set-theoretic description of PDDL, or e-mail the author.

Primitive types

Symbols — Extensible data objects with property lists that denote objects.

Objects — Generic datatypes identified with symbols, consisting of one or more character elements from the ASCII set. Fluent objects must be prefixed with a question mark: `?<var>`.

Atoms — An atom is a predicate with a specified number of object arguments. An atom is said to be grounded when they relate to specific objects with values – not variables.

Structured types

Lists — A set of components separated with spaces and enclosed with parentheses: the component’s types can be dissimilar. Although lists are included in the specification, they play a small role in writing PDDLyte programs. Therefore, no list operations will be provided for users to implement.

Domains

In the context of planning, domains can be thought of as universes. What describes these universes are states, actions and a means for transitioning. Only a single domain may be defined per file.

```
(define (domain <name>)
  (<types_def>)
  (<actions_def>)
  (<predicates_def>))
```

Types — Types are symbols that specify objects of the domain. This attribute is an extension of PDDL, but will be inherently supported with PDDL_{lyte}.

Actions — Actions are the operators that transition the system between states. These are represented as triples, $a = (name, precondition, effect)$, and are the basic elements of a solution [3]. In PDDL, an action's name is considered both the unique symbol and a set of parameters that define the operation. The pre-conditions must be satisfied for the transition to take place. Furthermore, the effects must be valid according to an active problem description. If no pre-conditions are specified, then an action is always valid.

```
(:action <name>
  :parameters (<param_def>)
  :precondition (<precond_def>)
  :effect (<effect_def>))
```

Parameters are a list of atoms used in the action's precondition and effect conjunctions.

```
:parameters (?<name> - <type> ... ?<name_n> - <type_n>)
```

Preconditions are propositions that must be true for an operator to be applied. This is expressed as a logical conjunction of literals. *Literals* are positive or negative atoms.

```
:precondition (and (<literal>) ...)
```

Effects describe changes that occur when an action is completed at the successor state. This is expressed as a logical conjunction of literals. Furthermore, developers should be mindful to balance the preconditions with the effects; as predicate states are not automatically negated by transitions.

```
:effect (and (<literal>) ...)
```

Predicates — Predicates define relationships between object variables. These can be static relations that hold from state to state or fluent relations. Each predicate is defined with a symbolic name and one or more object name-type groups; where the object name is separated from the type with a dash:

```
(:predicates (pred ?<name> - <type> t...)) ...)
```

Problems

Problems are triples defined as $P = (\Sigma, s_0, G)$. This includes a domain Σ , an initial state s_0 , and a set of ground literals describing the goal condition, G .

```
(define (problem <name>)
      (<domain>)
      (<objects_def>)
      (<init_state_def>)
      (<goal_descrip_def>))
```

Objects — Objects refer to those used in the problem configuration. This attribute is an extension of PDDL, but it's such a common requirement for classical plans that PDDLyte will inherently support it. Each object is declared with a symbolic name and one or more object name-type groups; where the object name is separated from the type with a dash:

```
(:objects ?<name> - <type> ... ?<name_n> - <type_n>))
```

Initial State — The initial state defines the predicates that are true in the system's starting configuration. This can be any valid state within the domain and is written as a conjunction of ground literals.

```
(:init (<literal>) ...)
```

Goal Description — The goal description defines the predicates that are true in the system's final configuration. This is a conjunction of grounded literals.

```
(:goal (<literal>) ...)
```

Operators

Operators will be specified using prefix notation; where the operator is placed to the left of its arguments. This convention is adopted from PDDL, which inherits its syntax from LISP to simplify parsing.

Comments — Comments begin with a semicolon (;) and terminate at the next new line. Furthermore, they do not nest and may not be composed within comments.

```
; commentary ends when the line breaks
```

Atomic Literal Operators

Conjunction — Logical conjunctions are formed with the **and** predicate:

```
(and <literal>)
```

Disjunction — Logical disjunctions are formed with the **or** predicate:

```
(or <literal>)
```

Negation — The value of a logical conjunction of literals is inverted with the **not** predicate. The function returns true if its argument is nil, otherwise false.

```
(not <literal>)
```

Keywords

Keyword	Description
define	instantiates a domain or problem specification
domain	domain specification
problem	problem specification
:types	specifies a list of objects
:action	specifies an action
:precondition	specifies an action's preconditions
:effect	specifies an action's effects
:parameters	specifies an action's parameters
:predicates	specifies the domain predicates
:objects	specifies a problem's objects
:init	specifies a problem's initial state
:goal	specifies a problem's goal description

Bibliography

- [1] Malik Ghallab, Adele Howe, Craig Knoblock, Drew McDermott, Ashwin Ram, Manuela Veloso, Daniel Weld, and David Wilkins. Pddl — the planning domain definition language. Technical report, AIPS Planning Competition Committee.
- [2] Malik Ghallab, Dana Nau, and Palo Traverso. *Automated Planning, Theory and Practice*. Morgan Kaufmann.
- [3] Nils J. Nilsson and Richard E. Fikes. Strips: A new approach to the application of theorem proving to problem solving. Technical report, Artificial Intelligence Group, Stanford Research Institute.
- [4] Stuart Russell and Peter Norvig. *Artificial Intelligence, A Modern Approach*. Prentice Hall.