

Scripting Languages

Stephen A. Edwards

Columbia University

Fall 2008

Scripting Languages

Higher-level languages a.k.a. dynamic languages.

More compact for small programs.

Often not suitable for large systems.

The more popular ones:

- ▶ Awk
- ▶ Perl
- ▶ Python
- ▶ PHP
- ▶ Tcl
- ▶ Bourne Shell


Named for its three developers:

Alfred Aho

Peter Weinberger

Brian Kernighan

Good for data file manipulation. I use it for computing grades and other simple tasks.



Simple Awk Program

Input file. Each line a record. Space-separated fields:
employee, pay rate, hours worked

```
Beth 10.0 0  
Dan 9.75 0  
Kathy 14.0 10  
Mark 10.0 20  
Susie 8.25 18
```

Run on the awk program

```
$3 > 0 { print $1, $2 * $3 }
```

produces

```
Kathy 140  
Mark 200  
Susie 148.5
```

Simple Awk Program

```
Beth 10.0 0  
Kathy 14.0 10
```

3rd field
 $\underbrace{\$3 > 0}_{\text{pattern}} \underbrace{\{ \text{print } \$1, \$2 * \$3 \}}_{\text{action}}$

```
Kathy 140
```

Awk Program Structure

pattern { action }

pattern { action }

⋮

awk scans an input file one line at a time and, in order, runs each action whose pattern matches.

Patterns:

BEGIN, END

expression

/regular expression/

pattern && pattern

pattern || pattern

! pattern

True before and after the file.

Condition

String pattern match

Boolean operators

Awk One-Liners

Print every line

```
{ print }
```

Print the first and third fields of each line

```
{ print $1, $3 }
```

Print every line with three fields

```
NF == 3 { print }
```

Print a line number before every line

```
{ print NR, $0 }
```

Statistics in Awk

```
#!/bin/awk -f
BEGIN { n = 0; s = 0; ss = 0;}
NF == 1 { n++; s += $1; ss += $1 * $1; }
END {
    print n " data points"
    m = (s+0.0) / n
    print m " average"
    sd = sqrt( (ss - n * m * m) / ( n - 1.0))
    print sd " standard deviation"
}
```

Run on	1		
	5		
	10	gives	6 data points
	3		6.16667 average
	7		3.92003 standard deviation
	11		

Associative Arrays: Word Counter

```
{
  gsub(/[.,:;!(){}]/, "") # remove punctuation
  for ( i = 1 ; i <= NF ; i++ )
    count[$i]++
}
END {
  for (w in count)
    print count[w], w | "sort -rn"
}
```

Run on a random language reference manual produces

```
103 the
58 of
51 is
49 and
49 a
35 expression
32 The
29 =
```

Perl

Larry Wall's

Practical Extraction and Report Language

OR


Pathologically Eclectic Rubbish Lister

Larger, more flexible language than Awk. Good for text processing and other tasks. Strange semantics.

Henious syntax.

Excellent regular-expression support.

More complicated data structures possible (even classes).



Wordcount in Perl

```
#!/usr/bin/perl
while(<>) {
    chop;
    s/[.,:;!(){}]//g;
    @words = split;
    foreach (@words) {
        $count{$_}++;
    }
}
open(SORTER, "| sort -nr");
foreach (keys %count) {
    print SORTER
        $count{$_}, " ", $_, "\n";
}
```

Understandable wordcount in Perl

```
#!/usr/bin/perl
while($line = <>) {
    chop($line);
    $line =~ s/[.,:;!(){}]+//g;
    @words = split(/\s+/, $line);
    foreach $word (@words) {
        $count{$word}++;
    }
}
open(SORTER, "| sort -nr");
foreach $word (keys %count) {
    print SORTER
        $count{$word}, " ", $word, "\n";
}
```

“There’s more than one way to do it”

Perhaps too many. Equivalent ways to print STDIN:

```
while (<STDIN>) { print; }  
print while <STDIN>  
print while <>  
while (defined(($_ = <STDIN>)) { print $_; }  
for (;<STDIN>;) { print; }  
print $_ while defined($_ = <STDIN>);
```

Many Perl statements come in prefix and postfix form

```
while (...) ...  
... while ...  
if (...) ...  
... if ...  
... unless ...
```

So Why Perl?

Perhaps the most popular scripting language.

Despite its flaws, it's very powerful.

Almost has a good type system.

Very few things *can't* be done in Perl.

Fast, flexible interpreter.

Ability to make virtually every Unix system call. Binary data manipulation.

Ported everywhere.

Very, very extensive collection of libraries. Database access. CGI/HTML for the web. Math. IPC. Time.

Python

Perl designed by a sane man
(Guido van Rossum).

Very clean syntax and
semantics.

Large collection of libraries.

Regular expression support
(but not as integrated as Perl's.)



Wordcount in Python

```
#!/usr/bin/env python
```

```
import fileinput, re, string, os
```

```
count = {}
```

```
for line in fileinput.input():
```

```
    line = re.sub(r'[.,:;!(){}]', "", line)
```

```
    for word in string.split(line):
```

```
        if not count.has_key(word):
```

```
            count[word] = 1
```

```
        else:
```

```
            count[word] = count[word] + 1
```

```
f = os.popen("sort -nr", 'w')
```

```
for word in count.keys():
```

```
    f.write('%d %s\n' % (count[word], word) )
```


Python Classes

```
class Complex:  
    def __init__(self, realpart, imagpart):  
        self.r = realpart  
        self.i = imagpart  
  
    def add(self, a):  
        self.r = self.r + a.r  
        self.i = self.i + a.i  
  
    def p(self):  
        print "%g + %gi" % (self.r,self.i)
```

```
x = Complex(1,2)  
y = Complex(2,3)  
x.p()  
x.add(y)  
x.p()
```

Prints 1 + 2i
 3 + 5i

Python's Merits

Good support for programming-in-the-large:

- ▶ Packages with separate namespaces; Exceptions; Classes
- ▶ Persistent datastructures (pickling)

High-level: lists, strings, associative arrays, iterators

Good collection of libraries:

- ▶ Operating-system access (files, directories, etc.);
- ▶ String manipulation;
- ▶ Curses;
- ▶ Databases;
- ▶ Networking (CGI, HTTP, URL, mail/Mime, HTML);
- ▶ Tk;
- ▶ Cryptography;
- ▶ System-specific (Windows, Mac, SGI, POSIX)

Python vs. Perl

Python can be the more verbose language, but Perl can be cryptic.

Regular expression support more integrated with language in Perl.

Perl better-known.

Probably comparable execution speeds.

More “tricks” possible in Perl; Python more disciplined.

Python has the much cleaner syntax and semantics; I know which language’s programs I’d rather maintain.

Larry Wall and Guido van Rossum are not who you think they should be. See Lee Gomes, *Two Men, Two Ways To Speak Computerese And Two Big Successes*, The Wall Street Journal, July 21, 2003, page B1.


PHP

A left-recursive acronym: “PHP: Hypertext Processor”

Designed for generating dynamic web pages and applications, especially those connected to a database (e.g., MySQL).

“Server-side scripting.”

Really widespread and popular. Huge number of libraries (interfaces to every database in the universe, PDF generation, graphics, etc.)



The PHP Elephant

Hello World in PHP

```
<?php  
    echo "Hello World!\n";  
?>
```

Text outside `<?php ?>` pairs are copied verbatim to the output (typically HTML).

Agnostic comment syntax:

```
/* C-style  
    multiline */  
// C++-style single-line  
# shell-style single-line
```

Wordcount in PHP

```
<?php

while (!feof(STDIN)) {
    $line = fgets(STDIN);
    $line = preg_replace("/[. ; : ; ! ( ) { } \n] /", "", $line);
    $words = explode(" ", $line);
    foreach ($words as $word)
        if ($word != "")
            $count[$word] += 1;
}

arsort($count);

foreach ($count as $word => $count)
    echo "$count $word\n";
?>
```

Tcl

John Ousterhout's Tool Command Language was originally intended to be grafted on to an application to make it controllable.

It has become a general-purpose scripting language. Its syntax is simple, although rather atypical for a programming language.



Tk, a Tcl package, provide graphical user interface widgets.
Tcl/Tk may be the easiest way to write a GUI.

Tk has been connected to Perl and Python as well.

A vanity top-level domain name? www.tcl.tk

Tcl Syntax

Shell-like command syntax:

command argument argument ...

All data is strings (incl. numbers and lists)

Macro-like variable substitution:

```
set foo "123 abc"  
bar 1 $foo 3
```

Command substitution:

```
set foo 1  
set bar 2  
puts [eval $foo + $bar]; # Print 3
```


Wordcount in Tcl

```
#!/usr/bin/env tclsh

while {[gets stdin line] >= 0} {
    regsub -all {[.,:;!(){}]} $line "" line
    foreach word $line {
        if {![info exists count($word)]} {
            set count($word) 1
        } else {
            incr count($word)
        }
    }
}

set f [open "| sort -rn" w]
foreach word [array names count] {
    puts $f "$count($word) $word"
}
```

Nifty Tcl Features

Associative arrays

```
set count(Stephen) 1
```

Lists

```
lappend foo 1
```

```
lappend foo 2
```

```
foreach i $foo { puts $i } ; # print 1 then 2
```

Procedures

```
proc sum3 {a b c} {
```

```
    return [expr $a + $b + $c]
```

```
}
```

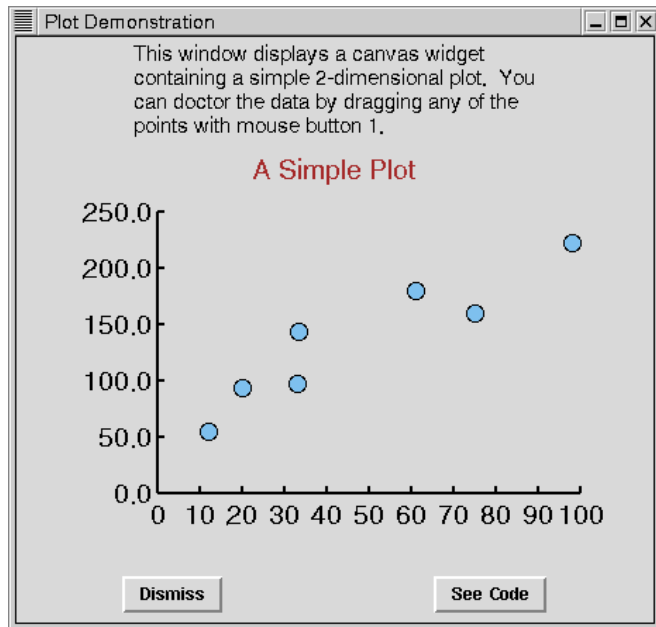
Tk

“Hello World” in Tk.

```
button .b -text "Hello World" -command "exit"  
pack .b
```



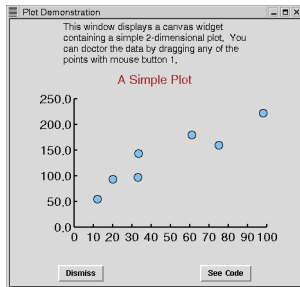
An Editable Graph



An Editable Graph

```
# Set up the main window
set w .plot
catch {destroy $w}
toplevel $w
wm title $w "Plot Demonstration"
wm iconname $w "Plot"
positionWindow $w
set c $w.c
```

```
# Text description at top
label $w.msg -font $font -wraplength 4i -justify left \
    -text "This window displays a canvas widget containing
    a simple 2-dimensional plot. You can doctor the data
    by dragging any of the points with mouse button 1."
pack $w.msg -side top
```



An Editable Graph

Set up bottom control buttons

```
frame $w.buttons
pack $w.buttons -side bottom -fill x -pady 2m
button $w.buttons.dismiss -text Dismiss \
    -command "destroy $w"
button $w.buttons.code -text "See Code" \
    -command "showCode $w"
pack $w.buttons.dismiss $w.buttons.code \
    -side left -expand 1
```

Set up graph itself

```
canvas $c -relief raised -width 450 -height 300
pack $w.c -side top -fill x
```

Draw axes

```
set plotFont {Helvetica 18}
$c create line 100 250 400 250 -width 2
$c create line 100 250 100 50 -width 2
$c create text 225 20 -text "A Simple Plot" \
    -font $plotFont -fill brown
```

An Editable Graph

```
# Draw axis labels
```

```
for {set i 0} {$i <= 10} {incr i} {  
    set x [expr {100 + ($i*30)}]  
    $c create line $x 250 $x 245 -width 2  
    $c create text $x 254 -text [expr 10*$i] \  
        -anchor n -font $plotFont  
}
```

```
for {set i 0} {$i <= 5} {incr i} {  
    set y [expr {250 - ($i*40)}]  
    $c create line 100 $y 105 $y -width 2  
    $c create text 96 $y -text [expr $i*50].0 \  
        -anchor e -font $plotFont  
}
```

An Editable Graph

Draw points

```
foreach point {{12 56} {20 94} {33 98} {32 120}
               {61 180} {75 160} {98 223}} {
  set x [expr {100 + (3*[lindex $point 0])}]
  set y [expr {250 - (4*[lindex $point 1])/5}]
  set item [$c create oval [expr $x-6] [expr $y-6] \
    [expr $x+6] [expr $y+6] -width 1 -outline black \
    -fill SkyBlue2]
  $c addtag point withtag $item
}
```

Bind actions to events

```
$c bind point <Any-Enter> \
  "$c itemconfig current -fill red"
$c bind point <Any-Leave> \
  "$c itemconfig current -fill SkyBlue2"
$c bind point <1> "plotDown $c %x %y"
$c bind point <ButtonRelease-1> "$c dtag selected"
bind $c <B1-Motion> "plotMove $c %x %y"
```


An Editable Graph

```
set plot(lastX) 0
set plot(lastY) 0
proc plotDown {w x y} { # Called when point clicked
    global plot
    $w dtag selected
    $w addtag selected withtag current
    $w raise current
    set plot(lastX) $x
    set plot(lastY) $y
}

proc plotMove {w x y} { # Called when point dragged
    global plot
    $w move selected [expr $x-$plot(lastX)] \
        [expr $y-$plot(lastY)]
    set plot(lastX) $x
    set plot(lastY) $y
}
```

Bourne Shell

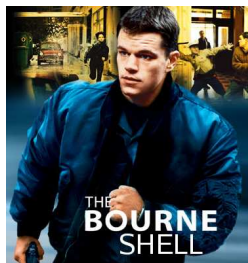
Default shell on most Unix systems (sh or bash).

Good for writing “shell scripts:” parsing command-line arguments, invoking and controlling other commands, etc.

Example: The cc command.

Most C compilers built from four pieces:

1. Preprocessor (cpp)
2. Actual compiler (cc1)
3. Assembler (as)
4. Linker (ld)



cc in sh

```
#!/bin/sh
```

```
# Set up command names
```

```
root=/usr/lib
```

```
cpp=$root/cpp
```

```
cc1=$root/cc1
```

```
as=/usr/bin/as
```

```
ld=/usr/bin/ld
```

```
# Complaint function
```

```
usage() {
```

```
    echo "usage: $0 [options] files ..." 1>&2
```

```
    exit 1
```

```
}
```

```
# Default output filename
```

```
outfile="a.out"
```

cc in sh

```
# Parse command-line options
```

```
while [ ! -z "$1" ];  
do case x"$1" in  
  x-v) echo "Stephen's cc 1.0"; exit 0 ;;  
  x-o) shift; outfile=$1 ;;  
  x-c) stopafterassemble=1 ;;  
  x-S) stopaftercompile=1 ;;  
  x-E) stopafterpreprocess=1 ;;  
  x-*) echo "Unknown option $1" 1>&2; usage ;;  
  *) break ;;  
esac  
shift  
done
```

```
# Initialize lists of files to process
```

```
cfiles=""  
sfiles=""  
ofiles="crt1.o"
```

cc in sh

```
if [ $# = 0 ]; then
    echo "$0: No input files" 1>&2; exit 1
fi

# Parse filenames
while [ ! -z "$1" ]; do
    case x"$1" in
        x*.c) cfiles="$cfiles $1" ;;
        x*.s) sfiles="$sfiles $1" ;;
        x*.o | x*.a) ofiles="$ofiles $1" ;;
        *) echo "Unrecognized file type $1" 1>&2; exit 1 ;;
    esac
    shift
done

# Run preprocessor standalone
if [ "$stopafterpreprocess" ]; then
    for file in $cfiles; do
        $cpp $file
    done
    exit 0
fi
```

cc in sh

```
# Preprocess and compile to assembly
for file in $cfiles; do
    asmfile='echo $file | sed s/.c\$/./s/'
    $cpp $file | $cc1 > $asmfile
    sfiles="$sfiles $asmfile"
done
if [ "$stopaftercompile" ]; then exit 0; fi

# Assemble object files
for file in $sfiles; do
    objfile='echo $file | sed s/.s\$/./o/'
    $as -o $objfile $file
    ofiles="$ofiles $objfile"
done
if [ "$stopafterassemble" ]; then exit 0; fi

# Link to build executable
$ld -o $outfile $ofiles
exit 0
```

Scripting Languages Compared

	awk	Perl	Python	PHP	Tcl	sh
Shell-like	N	N	N	N	Y	Y
Reg. Exp.	B	A	C	C	C	D
Types	C	B	A	B	B	D
Structure	C	B	A	B	B	C
Syntax	B	F	A	B	B	C
Semantics	A	C	A	A	B	B
Speed	B	A	A	B	B	C
Libraries	C	A	A	A	B	C
Power	B	A	A	A	B	C
Verbosity	B	A	C	B	C	B

What To Use When

awk: Best for simple text-processing (file of fields)

Perl: Best for legacy things, things requiring regexps

Python: Best all-around, especially for large programs

PHP: Best for dynamic web pages and database access

Tcl: Best for command languages, GUIs

sh: Best for portable “invoking” scripts