

Columbia University: School of Engineering

Summer A 2021 CVN Final Evaluation

Course: COMSW4995_001_2021_2-TOPICSINCOMPUTERSCIENCE: COMSW4995_001_2021_2 - TOPICS IN COMPUTER SCIENCE


Instructor: Jae Lee *

TA: Kent Hall,Samuel Meshoyrer,Evan Mesterhazy,Hans Montero,James Yang


Response Rate: 2/4 (50.00 %)

1 - The instructor was available via email, phone, web conference or discussion board for office hours


Jae Lee

Response Option	Weight	Frequency	Percent	Percent Responses	Means			
Strongly Disagree	(1)	0	0.00%		4.50			
Disagree	(2)	0	0.00%					
Neither Agree nor Disagree	(3)	0	0.00%					
Agree	(4)	1	50.00%					
Strongly Agree	(5)	1	50.00%					
				02550100	Question			
Response Rate				Mean		STD		Median
2/4 (50.00%)				4.50		0.71		4.50
• Would be good to consider just using Piazza.								


2 - My academic and/or professional background prepared me well for this course's requirements

Response Option	Weight	Frequency	Percent	Percent Responses	Means			
Strongly Disagree	(1)	0	0.00%			4.50		
Disagree	(2)	0	0.00%					
Neither Agree nor Disagree	(3)	0	0.00%					
Agree	(4)	1	50.00%	■				
Strongly Agree	(5)	1	50.00%	■				
				0 25 50 100	Question			
Response Rate				Mean		STD		Median
2/4 (50.00%)				4.50		0.71		4.50

3 - I am able to apply what I learned in this course to my professional experience

Response Option	Weight	Frequency	Percent	Percent Responses	Means			
Strongly Disagree	(1)	0	0.00%			4.00		
Disagree	(2)	0	0.00%					
Neither Agree nor Disagree	(3)	0	0.00%					
Agree	(4)	2	100.00%	■				
Strongly Agree	(5)	0	0.00%					
				0 25 50 100	Question			
Response Rate				Mean		STD		Median
2/4 (50.00%)				4.00		0.00		4.00

4 - My level of interest in the subject after taking this course is very high

Response Option	Weight	Frequency	Percent	Percent Responses	Means			
Strongly Disagree	(1)	0	0.00%			4.00		
Disagree	(2)	0	0.00%					
Neither Agree nor Disagree	(3)	0	0.00%					
Agree	(4)	2	100.00%	■				
Strongly Agree	(5)	0	0.00%					
				0 25 50 100	Question			
Response Rate				Mean		STD		Median
2/4 (50.00%)				4.00		0.00		4.00

Columbia University: School of Engineering

Summer A 2021 CVN Final Evaluation

Course: COMSW4995_001_2021_2-TOPICSINCOMPUTERSCIENCE: COMSW4995_001_2021_2 - TOPICS IN COMPUTER SCIENCE

Instructor: Jae Lee *

TA: Kent Hall, Samuel Meshoyrer, Evan Mesterhazy, Hans Montero, James Yang

Response Rate: 2/4 (50.00 %)

5 - I typically spend the following number of hours each week on this course

Response Option	Weight	Frequency	Percent	Percent Responses	Means			
0	(1)	0	0.00%		5.00			
1-3	(2)	0	0.00%					
4-6	(3)	0	0.00%					
7-9	(4)	0	0.00%					
10+	(5)	2	100.00%					
				0 25 50 100	Question			
Response Rate				Mean	STD	Median		
2/4 (50.00%)				5.00	0.00	5.00		

6 - Please comment on why you took this course:

Response Rate	1/4 (25%)
<ul style="list-style-type: none"> • Would like to further strengthen my understanding of C++, in particular the C++11 features. 	

7 - Canvas (Courseworks2) is easy to use

Response Option	Weight	Frequency	Percent	Percent Responses	Means			
Strongly Disagree	(1)	0	0.00%		5.00			
Disagree	(2)	0	0.00%					
Neither Agree nor Disagree	(3)	0	0.00%					
Agree	(4)	0	0.00%					
Strongly Agree	(5)	2	100.00%					
				0 25 50 100	Question			
Response Rate				Mean	STD	Median		
2/4 (50.00%)				5.00	0.00	5.00		

8 - Course videos are easy to access

Response Option	Weight	Frequency	Percent	Percent Responses	Means			
Strongly Disagree	(1)	0	0.00%		4.50			
Disagree	(2)	0	0.00%					
Neither Agree nor Disagree	(3)	0	0.00%					
Agree	(4)	1	50.00%					
Strongly Agree	(5)	1	50.00%					
				0 25 50 100	Question			
Response Rate				Mean	STD	Median		
2/4 (50.00%)				4.50	0.71	4.50		

9 - Please list the device(s) you use most to view the course videos:

Response Rate	2/4 (50%)
<ul style="list-style-type: none"> • mac • Macbook laptop, Windows laptop 	

10 - Please type your comments or suggestions regarding the course technology (e.g., website, course videos, software, etc.):

Response Rate	2/4 (50%)
<ul style="list-style-type: none"> • great • Would be good to support video download for CVN students! (not just Zoom recording replay) 	

Columbia University: School of Engineering

Summer A 2021 CVN Final Evaluation





Course: COMSW4995_001_2021_2-TOPICSINCOMPUTERSCIENCE: COMSW4995_001_2021_2 - TOPICS IN COMPUTER SCIENCE

Instructor: Jae Lee *



TA: Kent Hall,Samuel Meshoyrer,Evan Mesterhazy,Hans Montero,James Yang

Response Rate: 2/4 (50.00 %)

11 - The proctoring guidelines were easy to follow

Response Option	Weight	Frequency	Percent	Percent Responses	Means			
Strongly Disagree	(1)	0	0.00%					
Disagree	(2)	0	0.00%					
Neither Agree nor Disagree	(3)	0	0.00%					
Agree	(4)	1	50.00%					
Strongly Agree	(5)	1	50.00%					
				02550100	Question			
Response Rate				Mean		STD		Median
2/4 (50.00%)				4.50		0.71		4.50

12 - The exams made available online were easy to access

Response Option	Weight	Frequency	Percent	Percent Responses	Means			
Strongly Disagree	(1)	0	0.00%					
Disagree	(2)	0	0.00%					
Neither Agree nor Disagree	(3)	0	0.00%					
Agree	(4)	0	0.00%					
Strongly Agree	(5)	2	100.00%					
				02550100	Question			
Response Rate				Mean		STD		Median
2/4 (50.00%)				5.00		0.00		5.00

13 - Please type your comments or suggestions regarding the exam process (e.g., your experience with remote proctoring or in-person proctoring):

Response Rate	1/4 (25%)
• Proctoring is fine. Would be better to have less workload for exam questions.	