

Fundamentals of Computer Systems

Boolean Logic

Stephen A. Edwards

Columbia University

Summer 2021

Boolean Logic

AN INVESTIGATION
OF
THE LAWS OF THOUGHT,
ON WHICH ARE FOUNDED
THE MATHEMATICAL THEORIES OF LOGIC
AND PROBABILITIES.

BY
GEORGE BOOLE, LL.D.

PROFESSOR OF MATHEMATICS IN QUEEN'S COLLEGE, COBURG.

LONDON:
WALTON AND MABERLY,
UPPER GOWER-STREET, AND IVY-LANE, PATERNOSTER-ROW.
CAMBRIDGE: MACMILLAN AND CO.

1854.



George Boole
1815–1864

Boole's Intuition Behind Boolean Logic

Variables X, Y, \dots represent classes of things

No imprecision: A thing either is or is not in a class

If X is "sheep"
and Y is "white
things," XY are
all white sheep,

$$XY = YX$$

and

$$XX = X.$$

If X is "men" and
 Y is "women,"
 $X + Y$ is "both
men and
women,"

$$X + Y = Y + X$$

and

$$X + X = X.$$

If X is "men," Y is
"women," and Z
is "European,"
 $Z(X + Y)$ is
"European men
and women" and
 $Z(X + Y) = ZX + ZY.$

The Axioms of (Any) Boolean Algebra

A Boolean Algebra consists of

A set of values A

An "and" operator \cdot

An "or" operator $+$

A "not" operator \bar{X}

A "false" value $0 \in A$

A "true" value $1 \in A$

The Axioms of (Any) Boolean Algebra

A Boolean Algebra consists of

A set of values A

An "and" operator " \cdot "

An "or" operator " $+$ "

A "not" operator \bar{X}

A "false" value $0 \in A$

A "true" value $1 \in A$

Axioms

$$X + Y = Y + X$$

$$X \cdot Y = Y \cdot X$$

$$X + (Y + Z) = (X + Y) + Z$$

$$X \cdot (Y \cdot Z) = (X \cdot Y) \cdot Z$$

$$X + (X \cdot Y) = X$$

$$X \cdot (X + Y) = X$$

$$X \cdot (Y + Z) = (X \cdot Y) + (X \cdot Z)$$

$$X + (Y \cdot Z) = (X + Y) \cdot (X + Z)$$

$$X + \bar{X} = 1$$

$$X \cdot \bar{X} = 0$$

The Axioms of (Any) Boolean Algebra

A Boolean Algebra consists of

A set of values A

An "and" operator " \cdot "

An "or" operator " $+$ "

A "not" operator \bar{X}

A "false" value $0 \in A$

A "true" value $1 \in A$

Axioms

$$X + Y = Y + X$$

$$X \cdot Y = Y \cdot X$$

$$X + (Y + Z) = (X + Y) + Z$$

$$X \cdot (Y \cdot Z) = (X \cdot Y) \cdot Z$$

$$X + (X \cdot Y) = X$$

$$X \cdot (X + Y) = X$$

$$X \cdot (Y + Z) = (X \cdot Y) + (X \cdot Z)$$

$$X + (Y \cdot Z) = (X + Y) \cdot (X + Z)$$

$$X + \bar{X} = 1$$

$$X \cdot \bar{X} = 0$$

We will use the first non-trivial Boolean Algebra: $A = \{0, 1\}$.

This adds the law of excluded middle: if $X \neq 0$ then $X = 1$

and if $X \neq 1$ then $X = 0$.

Simplifying a Boolean Expression

“You are a New Yorker if you were born in New York or were not born in New York and lived here ten years.”

$$X + (\bar{X} \cdot Y)$$

Axioms

$$X + Y = Y + X$$

$$X \cdot Y = Y \cdot X$$

$$X + (Y + Z) = (X + Y) + Z$$

$$X \cdot (Y \cdot Z) = (X \cdot Y) \cdot Z$$

$$X + (X \cdot Y) = X$$

$$X \cdot (X + Y) = X$$

$$X \cdot (Y + Z) = (X \cdot Y) + (X \cdot Z)$$

$$X + (Y \cdot Z) = (X + Y) \cdot (X + Z)$$

$$X + \bar{X} = 1$$

$$X \cdot \bar{X} = 0$$

Lemma:

$$\begin{aligned} X \cdot 1 &= X \cdot (X + \bar{X}) \\ &= X \cdot (X + Y) \text{ if } Y = \bar{X} \\ &= X \end{aligned}$$

Simplifying a Boolean Expression

“You are a New Yorker if you were born in New York or were not born in New York and lived here ten years.”

$$\begin{aligned} X + (\bar{X} \cdot Y) \\ = (X + \bar{X}) \cdot (X + Y) \end{aligned}$$

Axioms

$$X + Y = Y + X$$

$$X \cdot Y = Y \cdot X$$

$$X + (Y + Z) = (X + Y) + Z$$

$$X \cdot (Y \cdot Z) = (X \cdot Y) \cdot Z$$

$$X + (X \cdot Y) = X$$

$$X \cdot (X + Y) = X$$

$$X \cdot (Y + Z) = (X \cdot Y) + (X \cdot Z)$$

$$X + (Y \cdot Z) = (X + Y) \cdot (X + Z)$$

$$X + \bar{X} = 1$$

$$X \cdot \bar{X} = 0$$

Lemma:

$$\begin{aligned} X \cdot 1 &= X \cdot (X + \bar{X}) \\ &= X \cdot (X + Y) \text{ if } Y = \bar{X} \\ &= X \end{aligned}$$

Simplifying a Boolean Expression

“You are a New Yorker if you were born in New York or were not born in New York and lived here ten years.”

$$\begin{aligned} X + (\bar{X} \cdot Y) \\ &= (X + \bar{X}) \cdot (X + Y) \\ &= 1 \cdot (X + Y) \end{aligned}$$

Axioms

$$\begin{aligned} X + Y &= Y + X \\ X \cdot Y &= Y \cdot X \\ X + (Y + Z) &= (X + Y) + Z \\ X \cdot (Y \cdot Z) &= (X \cdot Y) \cdot Z \\ X + (X \cdot Y) &= X \\ X \cdot (X + Y) &= X \\ X \cdot (Y + Z) &= (X \cdot Y) + (X \cdot Z) \\ X + (Y \cdot Z) &= (X + Y) \cdot (X + Z) \\ X + \bar{X} &= 1 \\ X \cdot \bar{X} &= 0 \end{aligned}$$

Lemma:

$$\begin{aligned} X \cdot 1 &= X \cdot (X + \bar{X}) \\ &= X \cdot (X + Y) \text{ if } Y = \bar{X} \\ &= X \end{aligned}$$

Simplifying a Boolean Expression

“You are a New Yorker if you were born in New York or were not born in New York and lived here ten years.”

$$\begin{aligned} & X + (\bar{X} \cdot Y) \\ &= (X + \bar{X}) \cdot (X + Y) \\ &= 1 \cdot (X + Y) \\ &= X + Y \end{aligned}$$

Axioms

$$\begin{aligned} X + Y &= Y + X \\ X \cdot Y &= Y \cdot X \\ X + (Y + Z) &= (X + Y) + Z \\ X \cdot (Y \cdot Z) &= (X \cdot Y) \cdot Z \\ X + (X \cdot Y) &= X \\ X \cdot (X + Y) &= X \\ X \cdot (Y + Z) &= (X \cdot Y) + (X \cdot Z) \\ X + (Y \cdot Z) &= (X + Y) \cdot (X + Z) \\ X + \bar{X} &= 1 \\ X \cdot \bar{X} &= 0 \end{aligned}$$

Lemma:

$$\begin{aligned} X \cdot 1 &= X \cdot (X + \bar{X}) \\ &= X \cdot (X + Y) \text{ if } Y = \bar{X} \\ &= X \end{aligned}$$

More properties

$$0 + 0 = 0$$

$$0 + 1 = 1$$

$$1 + 0 = 1$$

$$1 + 1 = 1$$

$$1 + 1 + \dots + 1 = 1$$

$$X + 0 = X$$

$$X + 1 = 1$$

$$X + X = X$$

$$X + XY = X$$

$$X + \overline{X}Y = X + Y$$

$$0 \cdot 0 = 0$$

$$0 \cdot 1 = 0$$

$$1 \cdot 0 = 0$$

$$1 \cdot 1 = 1$$

$$1 \cdot 1 \cdot \dots \cdot 1 = 1$$

$$X \cdot 0 = 0$$

$$X \cdot 1 = X$$

$$X \cdot X = X$$

$$X \cdot (X + Y) = X$$

$$X \cdot (\overline{X} + Y) = XY$$

More Examples

$$\begin{aligned}XY + YZ(Y + Z) &= XY + YZY + YZZ \\ &= XY + YZ \\ &= Y(X + Z)\end{aligned}$$

$$\begin{aligned}X + Y(X + Z) + XZ &= X + YX + YZ + XZ \\ &= X + YZ + XZ \\ &= X + YZ\end{aligned}$$

Axioms

$$X + Y = Y + X$$

$$X \cdot Y = Y \cdot X$$

$$X + (Y + Z) = (X + Y) + Z$$

$$X \cdot (Y \cdot Z) = (X \cdot Y) \cdot Z$$

$$X + (X \cdot Y) = X$$

$$X \cdot (X + Y) = X$$

$$X \cdot (Y + Z) = (X \cdot Y) + (X \cdot Z)$$

$$X + (Y \cdot Z) = (X + Y) \cdot (X + Z)$$

$$X + \bar{X} = 1$$

$$X \cdot \bar{X} = 0$$

More Examples

$$\begin{aligned}XYZ + X(\bar{Y} + \bar{Z}) &= XYZ + X\bar{Y} + X\bar{Z} && \text{Expand} \\ &= X(YZ + \bar{Y} + \bar{Z}) && \text{Factor w.r.t. } X \\ &= X(YZ + \bar{Y} + \bar{Z} + Y\bar{Z}) && \bar{Z} \rightarrow Y\bar{Z} \\ &= X(YZ + Y\bar{Z} + \bar{Y} + \bar{Z}) && \text{Reorder} \\ &= X(Y(Z + \bar{Z}) + \bar{Y} + \bar{Z}) && \text{Factor w.r.t. } Y \\ &= X(Y + \bar{Y} + \bar{Z}) && Y + \bar{Y} = 1 \\ &= X(1 + \bar{Z}) && 1 + \bar{Z} = 1 \\ &= X && X1 = X\end{aligned}$$

$$\begin{aligned}(X + \bar{Y} + \bar{Z})(X + \bar{Y}Z) &= XX + X\bar{Y}Z + \bar{Y}X + \bar{Y}\bar{Y}Z + \bar{Z}X + \bar{Z}\bar{Y}Z \\ &= X + X\bar{Y}Z + X\bar{Y} + \bar{Y}Z + X\bar{Z} \\ &= X + \bar{Y}Z\end{aligned}$$

Sum-of-products form

Can always reduce a complex Boolean expression to a sum of product terms:

$$\begin{aligned}XY + \bar{X}(X + Y(Z + X\bar{Y}) + \bar{Z}) &= XY + \bar{X}(X + YZ + YX\bar{Y} + \bar{Z}) \\ &= XY + \bar{X}X + \bar{X}YZ + \bar{X}YX\bar{Y} + \bar{X}\bar{Z} \\ &= XY + \bar{X}YZ + \bar{X}\bar{Z} \\ &\quad \text{(can do better)} \\ &= Y(X + \bar{X}Z) + \bar{X}\bar{Z} \\ &= Y(X + Z) + \bar{X}\bar{Z} \\ &= Y\bar{\bar{X}\bar{Z}} + \bar{X}\bar{Z} \\ &= Y + \bar{X}\bar{Z}\end{aligned}$$

What Does This Have To Do With Logic Circuits?

A SYMBOLIC ANALYSIS
OF
RELAY AND SWITCHING CIRCUITS

by

Claude Elwood Shannon
B.S., University of Michigan
1936

Submitted in Partial Fulfillment of the
Requirements for the Degree of
MASTER OF SCIENCE
from the
Massachusetts Institute of Technology
1940

Signature of Author _____

Department of Electrical Engineering, August 10, 1937

Signature of Professor
in Charge of Research _____


Signature of Chairman of Department
Committee on Graduate Students _____



Claude Shannon
1916–2001

Shannon's MS Thesis

"We shall limit our treatment to circuits containing only relay contacts and switches, and therefore at any given time the circuit between any two terminals must be either open (infinite impedance) or closed (zero impedance)."



Shannon's MS Thesis

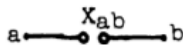


Fig. 1

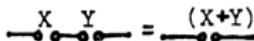


Fig. 2

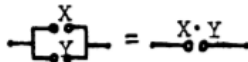


Fig. 3

"It is evident that with the above definitions the following postulates hold.

$0 \cdot 0 = 0$ A closed circuit in parallel with a closed circuit is a closed circuit.

$1 + 1 = 1$ An open circuit in series with an open circuit is an open circuit.

$1 + 0 = 0 + 1 = 1$ An open circuit in series with a closed circuit in either order is an open circuit.

$0 \cdot 1 = 1 \cdot 0 = 0$ A closed circuit in parallel with an open circuit in either order is a closed circuit.

$0 + 0 = 0$ A closed circuit in series with a closed circuit is a closed circuit.

$1 \cdot 1 = 1$ An open circuit in parallel with an open circuit is an open circuit.

At any give time either $X = 0$ or $X = 1$

Definitions

Literal: a Boolean variable or its complement

$$X \quad \bar{X} \quad Y \quad \bar{Y}$$

Implicant: A product of literals

$$X \quad XY \quad X\bar{Y}Z$$

Minterm: An implicant with each variable once

$$X\bar{Y}Z \quad XYZ \quad \bar{X}\bar{Y}Z$$

Maxterm: A sum of literals with each variable once

$$X+\bar{Y}+Z \quad X+Y+Z \quad \bar{X}+\bar{Y}+Z$$

Boolean Functions and Truth Tables

A Boolean function maps one or more Boolean variables to a Boolean value

A *truth table* is a canonical representation

X	Y	XY
0	0	0
0	1	0
1	0	0
1	1	1

This is the truth table for the AND function

One row per input combination, usually in binary order

A function has many expression representations:

$$XY = YX = XY + XY = XY + YX + XY = XYX = XXY + YX$$

Be Careful with Bars

$$\overline{X} \overline{Y} \neq \overline{XY}$$

Is this true?

Be Careful with Bars

$$\overline{X} \overline{Y} \neq \overline{XY}$$

Is this true?

Let's check these functions' truth tables:

X	Y	\overline{X}	\overline{Y}	$\overline{X \cdot Y}$	XY	\overline{XY}
0	0	1	1	1	0	1
0	1	1	0	0	0	1
1	0	0	1	0	0	1
1	1	0	0	0	1	0

Minterms and Maxterms

Each row's
minterm is 1
on that row;
0 elsewhere

X	Y	Minterm	$\overline{X}\overline{Y}$	$\overline{X}Y$	$X\overline{Y}$	XY
0	0	$\overline{X}\overline{Y}$	1	0	0	0
0	1	$\overline{X}Y$	0	1	0	0
1	0	$X\overline{Y}$	0	0	1	0
1	1	XY	0	0	0	1

Minterms and Maxterms

Each row's
minterm is 1
on that row;
0 elsewhere

X	Y	Minterm	$\overline{X}\overline{Y}$	$\overline{X}Y$	$X\overline{Y}$	XY
0	0	$\overline{X}\overline{Y}$	1	0	0	0
0	1	$\overline{X}Y$	0	1	0	0
1	0	$X\overline{Y}$	0	0	1	0
1	1	XY	0	0	0	1

Each row's
maxterm is 0
on that row;
1 elsewhere

X	Y	Maxterm	$X+Y$	$X+\overline{Y}$	$\overline{X}+Y$	$\overline{X}+\overline{Y}$
0	0	$X+Y$	0	1	1	1
0	1	$X+\overline{Y}$	1	0	1	1
1	0	$\overline{X}+Y$	1	1	0	1
1	1	$\overline{X}+\overline{Y}$	1	1	1	0

Sum-of-minterms and Product-of-maxterms

A mechanical way to translate a function's truth table into an expression:

X	Y	Minterm	Maxterm	F
0	0	$\overline{X}\overline{Y}$	$X+Y$	0
0	1	$\overline{X}Y$	$X+\overline{Y}$	1
1	0	$X\overline{Y}$	$\overline{X}+Y$	1
1	1	XY	$\overline{X}+\overline{Y}$	0





The sum of the minterms where the function is 1
"the function is one at any of these minterms":

$$F = \overline{X}Y + X\overline{Y}$$

The product of the maxterms where the function is 0
"the function is zero at any of these maxterms":

$$F = (X+Y)(\overline{X}+\overline{Y})$$

Alternate Notations for Boolean Logic

Operator	Math	Engineer	Schematic
Identity	x	X	x — or x —  — x
Complement	$\neg x$	\bar{X}	x —  — \bar{x}
AND	$x \wedge y$	XY or $X \cdot Y$	x —  — xy y —
OR	$x \vee y$	$X + Y$	x —  — $x+y$ y —

Expressions to Schematics

$$F = \overline{X}Y + X\overline{Y}$$

x

y

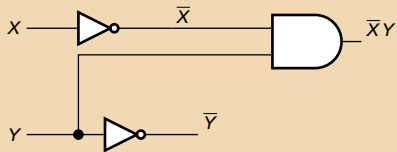
Expressions to Schematics

$$F = \bar{X}Y + X\bar{Y}$$



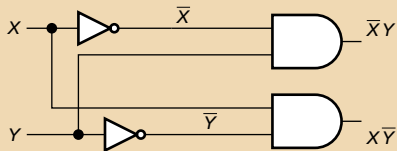
Expressions to Schematics

$$F = \bar{X}Y + X\bar{Y}$$



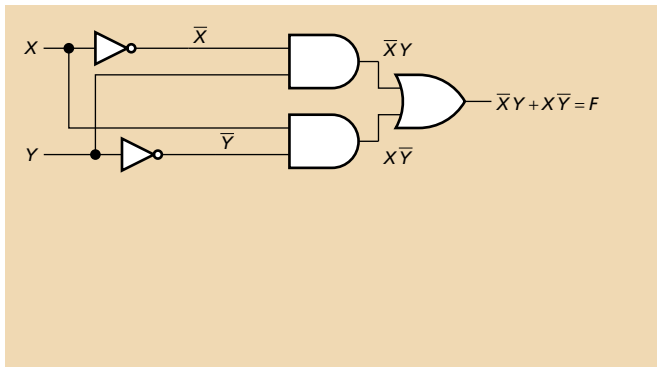
Expressions to Schematics

$$F = \bar{X}Y + X\bar{Y}$$



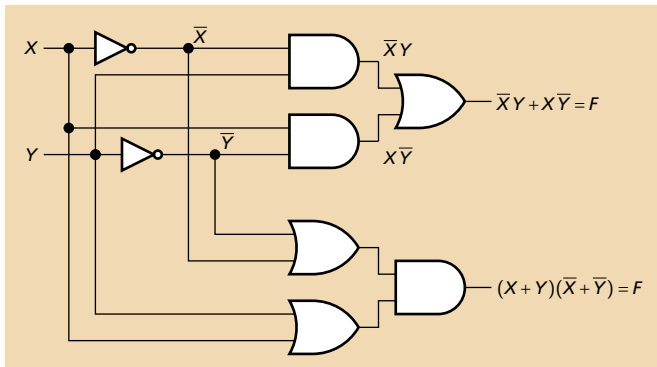
Expressions to Schematics

$$F = \bar{X}Y + X\bar{Y}$$



Expressions to Schematics

$$F = \bar{X}Y + X\bar{Y} = (X + Y)(\bar{X} + \bar{Y})$$



Minterms and Maxterms: Another Example

The minterm and maxterm representation of functions may look very different:

X	Y	Minterm	Maxterm	F
0	0	$\overline{X}\overline{Y}$	$X+Y$	0
0	1	$\overline{X}Y$	$X+\overline{Y}$	1
1	0	$X\overline{Y}$	$\overline{X}+Y$	1
1	1	XY	$\overline{X}+\overline{Y}$	1

The sum of the minterms where the function is 1:

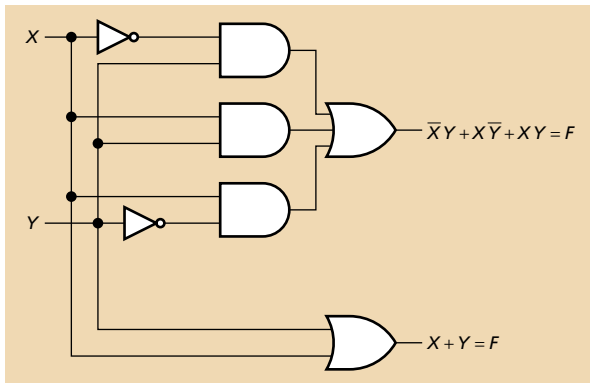
$$F = \overline{X}Y + X\overline{Y} + XY$$

The product of the maxterms where the function is 0:

$$F = X + Y$$

Expressions to Schematics 2

$$F = \bar{X}Y + X\bar{Y} + XY = X + Y$$



The Menagerie of Gates



The Menagerie of Gates

Buffer



0		0
1		1

Inverter



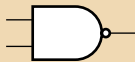
0		1
1		0

AND



.		0	1
0		0	0
1		0	1

NAND



.		0	1
0		1	1
1		1	0

OR



+		0	1
0		0	1
1		1	1

NOR



$\bar{+}$		0	1
0		1	0
1		0	0

XOR



\oplus		0	1
0		0	1
1		1	0

XNOR



$\bar{\oplus}$		0	1
0		1	0
1		0	1

De Morgan's Theorem

$$\overline{X+Y} = \overline{X} \cdot \overline{Y}$$

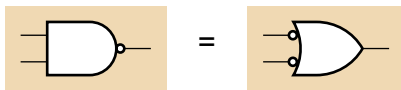
$$\overline{X \cdot Y} = \overline{X} + \overline{Y}$$

Proof by Truth Table:

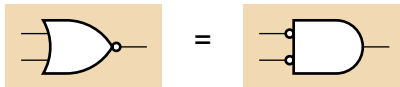
X	Y	$X+Y$	$\overline{X} \cdot \overline{Y}$	$X \cdot Y$	$\overline{X} + \overline{Y}$
0	0	0	1	0	1
0	1	1	0	0	1
1	0	1	0	0	1
1	1	1	0	1	0

De Morgan's Theorem in Gates

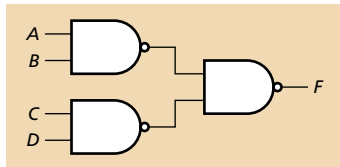
$$\overline{AB} = \overline{A} + \overline{B}$$



$$\overline{\overline{A+B}} = \overline{A} \cdot \overline{B}$$



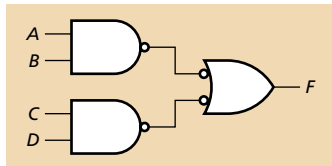
Bubble Pushing



Apply De Morgan's Theorem:

Transform NAND into OR with inverted inputs

Bubble Pushing

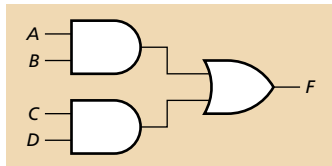


Apply De Morgan's Theorem:

Transform NAND into OR with inverted inputs

Two bubbles on a wire cancel

Bubble Pushing




Apply De Morgan's Theorem:

Transform NAND into OR with inverted inputs

Two bubbles on a wire cancel

PONG



PONG, Atari 1973

Built from TTL logic gates; no computer, no software

Launched the video arcade game revolution

Horizontal Ball Control in PONG

<i>M</i>	<i>L</i>	<i>R</i>	<i>A</i>	<i>B</i>
0	0	0	X	X
0	0	1	0	1
0	1	0	0	1
0	1	1	X	X
1	0	0	X	X
1	0	1	1	0
1	1	0	1	1
1	1	1	X	X

The ball moves either left or right.

Part of the control circuit has three inputs: *M* ("move"), *L* ("left"), and *R* ("right").

It produces two outputs *A* and *B*.

Here, "X" means "I don't care what the output is; I never expect this input combination to occur."

Horizontal Ball Control in PONG

<i>M</i>	<i>L</i>	<i>R</i>	<i>A</i>	<i>B</i>
0	0	0	0	0
0	0	1	0	1
0	1	0	0	1
0	1	1	0	0
1	0	0	0	0
1	0	1	1	0
1	1	0	1	1
1	1	1	0	0

E.g., assume all the X's are 0's and use Minterms:

$$A = M\bar{L}R + ML\bar{R}$$

$$B = \bar{M}\bar{L}R + \bar{M}L\bar{R} + ML\bar{R}$$

3 inv + 4 AND3 + 1 OR2 + 1 OR3

Horizontal Ball Control in PONG

M	L	R	A	B
0	0	0	1	1
0	0	1	0	1
0	1	0	0	1
0	1	1	1	1
1	0	0	1	1
1	0	1	1	0
1	1	0	1	1
1	1	1	1	1

Assume all the X's are 1's and use Maxterms:

$$A = (M + L + \bar{R})(M + \bar{L} + R)$$

$$B = \bar{M} + L + \bar{R}$$

3 inv + 3 OR3 + 1 AND2

Horizontal Ball Control in PONG

<i>M</i>	<i>L</i>	<i>R</i>	<i>A</i>	<i>B</i>
0	0	0	0	1
0	0	1	0	1
0	1	0	0	1
0	1	1	0	1
1	0	0	1	1
1	0	1	1	0
1	1	0	1	1
1	1	1	1	0

Choosing better values for the X's and being much more clever:

$$A = M$$

$$B = \overline{MR}$$

1 NAND2 (!)

Karnaugh Maps

Basic trick: put "similar" variable values near each other so simple functions are obvious

<i>M</i>	<i>L</i>	<i>R</i>	<i>A</i>	<i>B</i>
0	0	0	X	X
0	0	1	0	1
0	1	0	0	1
0	1	1	X	X
1	0	0	X	X
1	0	1	1	0
1	1	0	1	1
1	1	1	X	X

The *M*'s are already arranged nicely

Karnaugh Maps

Basic trick: put "similar" variable values near each other so simple functions are obvious

<i>M</i>	<i>L</i>	<i>R</i>	<i>A</i>	<i>B</i>		
0	0	0	X	X		
0	0	1	0	1		
0	1	0	0	1		
0	1	1	X	X		
1	0	0	X	X		
1	0	1	1	0		
		1	1	0	1	1
		1	1	1	X	X

Let's rearrange the *L*'s by permuting two pairs of rows

Karnaugh Maps

Basic trick: put "similar" variable values near each other so simple functions are obvious

<i>M</i>	<i>L</i>	<i>R</i>	<i>A</i>	<i>B</i>
0	0	0	X	X
0	0	1	0	1
0	1	0	0	1
0	1	1	X	X
1	0	0	X	X
1	0	1	1	0
				1
				1

Let's rearrange the *L*'s by permuting two pairs of rows

1	0	1	1
1	1	X	X

Karnaugh Maps

Basic trick: put "similar" variable values near each other so simple functions are obvious

<i>M</i>	<i>L</i>	<i>R</i>	<i>A</i>	<i>B</i>
0	0	0	X	X
0	0	1	0	1
0	1	0	0	1
0	1	1	X	X
1	0	0	X	X
1	0	1	1	0

Let's rearrange the *L*'s by permuting two pairs of rows

1	0	1	1
1	1	X	X

Karnaugh Maps

Basic trick: put "similar" variable values near each other so simple functions are obvious

<i>M</i>	<i>L</i>	<i>R</i>	<i>A</i>	<i>B</i>
0	0	0	X	X
0	0	1	0	1
0	1	0	0	1
0	1	1	X	X
1	0	0	X	X
1	0	1	1	0

Let's rearrange the *L*'s by permuting two pairs of rows

1	0	1	1
1	1	X	X

Karnaugh Maps

Basic trick: put "similar" variable values near each other so simple functions are obvious

<i>M</i>	<i>L</i>	<i>R</i>	<i>A</i>	<i>B</i>
0	0	0	X	X
0	0	1	0	1
0	1	0	0	1
0	1	1	X	X
				1
				1
1	0	0	X	X
1	0	1	1	0

Let's rearrange the *L*'s by permuting two pairs of rows

1	0	1	1
1	1	X	X

Karnaugh Maps

Basic trick: put "similar" variable values near each other so simple functions are obvious

<i>M</i>	<i>L</i>	<i>R</i>	<i>A</i>	<i>B</i>			
0	0	0	X	X	Let's rearrange the <i>L</i> 's by permuting two pairs of rows		
0	0	1	0	1			
0	1	0	0	1			
0	1	1	X	X			
			1	1	0	1	1
			1	1	1	X	X
1	0	0	X	X			
1	0	1	1	0			

Karnaugh Maps

Basic trick: put "similar" variable values near each other so simple functions are obvious

<i>M</i>	<i>L</i>	<i>R</i>	<i>A</i>	<i>B</i>			
0	0	0	X	X	Let's rearrange the <i>L</i> 's by permuting two pairs of rows		
0	0	1	0	1			
0	1	0	0	1			
0	1	1	X	X			
		1	1	0		1	1
		1	1	1		X	X
1	0	0	X	X			
1	0	1	1	0			

Karnaugh Maps

Basic trick: put "similar" variable values near each other so simple functions are obvious

<i>M</i>	<i>L</i>	<i>R</i>	<i>A</i>	<i>B</i>
0	0	0	X	X
0	0	1	0	1
0	1	0	0	1
0	1	1	X	X
1	1	0	1	1
1	1	1	X	X
1	0	0	X	X
1	0	1	1	0

Let's rearrange the *L*'s by permuting two pairs of rows

Karnaugh Maps

Basic trick: put "similar" variable values near each other so simple functions are obvious

<i>M</i>	<i>L</i>	<i>R</i>	<i>A</i>	<i>B</i>
0	0	0	X	X
0	0	1	0	1
0	1	0	0	1
0	1	1	X	X
1	1	0	1	1
1	1	1	X	X
1	0	0	X	X
1	0	1	1	0

The *R*'s are really crazy; let's use the second dimension

Karnaugh Maps

Basic trick: put "similar" variable values near each other so simple functions are obvious

M	L	R	A	B
0_0	0_0	0_1	X_0	X_1
0_0	1_1	0_1	0_X	1_X
1_1	1_1	0_1	1_X	1_X
1_1	0_0	0_1	X_1	X_0

The R 's are really crazy; let's use the second dimension

Karnaugh Maps

Basic trick: put "similar" variable values near each other so simple functions are obvious

<i>M</i>	<i>L</i>	<i>R</i>	<i>A</i>	<i>B</i>	
00	00	01	X0	X1	The <i>R</i> 's are really crazy; let's use the second dimension
00	11	01	0X	1X	
11	11	01	1X	1X	
11	00	01	X1	X0	

Karnaugh Maps

Basic trick: put "similar" variable values near each other so simple functions are obvious

<i>M</i>	<i>L</i>	<i>R</i>	<i>A</i>	<i>B</i>
00	00	01	X0	X1
00	11	01	0X	1X
11	11	01	1X	1X
11	00	01	X1	X0

MR

M

Maurice Karnaugh's Maps

The Map Method for Synthesis of Combinational Logic Circuits

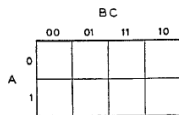
M. KARNAUGH

NONMEMBER AIEE

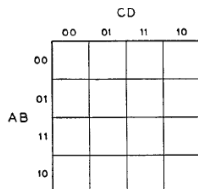
THE SEARCH for simple abstract techniques to be applied to the design of switching systems is still, despite some recent advances, in its early stages. The problem in this area which has been attacked most energetically is that of the synthesis of efficient combinational that is, nonsequential, logic circuits.

be convenient to describe other methods in terms of Boolean algebra. Whenever the term "algebra" is used in this paper, it will refer to Boolean algebra, where addition corresponds to the logical connective "or," while multiplication corresponds to "and."

The minimizing chart,² developed at



(A)



(B)

Fig. 2. Graphical representations of the input conditions for three and for four variables

Karnaugh Maps

A Karnaugh map is just a folded truth table.

Each cell corresponds to a minterm, i.e., a row of the truth table

X	Y	minterm	
0	0	$\bar{X}\bar{Y}$	m0
0	1	$\bar{X}Y$	m1
1	0	$X\bar{Y}$	m2
1	1	XY	m3

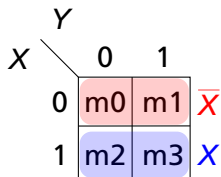
		Y	
		0	1
X	0	m0	m1
	1	m2	m3

Karnaugh Maps

A Karnaugh map is just a folded truth table.

Each cell corresponds to a minterm, i.e., a row of the truth table

X	Y	minterm	
0	0	$\bar{X}\bar{Y}$	m0
0	1	$\bar{X}Y$	m1
1	0	$X\bar{Y}$	m2
1	1	XY	m3

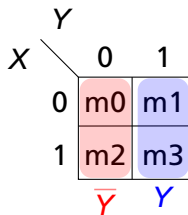


Karnaugh Maps

A Karnaugh map is just a folded truth table.

Each cell corresponds to a minterm, i.e., a row of the truth table

X	Y	minterm	
0	0	$\bar{X}\bar{Y}$	m0
0	1	$\bar{X}Y$	m1
1	0	$X\bar{Y}$	m2
1	1	XY	m3



Karnaugh Maps

A Karnaugh map is just a folded truth table.

Each cell corresponds to a minterm, i.e., a row of the truth table

X	Y	minterm	
0	0	$\bar{X}\bar{Y}$	m0
0	1	$\bar{X}Y$	m1
1	0	$X\bar{Y}$	m2
1	1	XY	m3

X	Y	F
0	0	0
0	1	1
1	0	1
1	1	1

		Y	
		0	1
X	0	m0	m1
	1	m2	m3

		Y	
		0	1
X	0	0	1
	1	1	1

Karnaugh Maps

When two cells share an edge and both are 1, those two terms can be combined to form a single, simpler term.

		Y	
		0	1
X	0	0	1
	1	1	1

$$F = \bar{X}Y + X\bar{Y} + XY$$

Karnaugh Maps

When two cells share an edge and both are 1, those two terms can be combined to form a single, simpler term.

	Y	0	1
X	0	0	1
1	1	1	1

$$F = \overline{X}Y + X\overline{Y} + XY$$

	Y	0	1
X	0	0	1
1	1	1	1

$$F = X + \overline{X}Y$$

	Y	0	1
X	0	0	1
1	1	1	1

$$F = Y + X\overline{Y}$$

Karnaugh Maps

When two cells share an edge and both are 1, those two terms can be combined to form a single, simpler term.

	Y	0	1
X	0	0	1
1	1	1	1

$$F = \bar{X}Y + X\bar{Y} + XY$$

	Y	0	1
X	0	0	1
1	1	1	1

$$F = X + \bar{X}Y$$

	Y	0	1
X	0	0	1
1	1	1	1

$$F = Y + X\bar{Y}$$

	Y	0	1
X	0	0	1
1	1	1	1

$$F = X + Y$$

Karnaugh Maps

“Circle” contiguous groups of 1s.

Circles may be 1×1 , 1×2 , 1×4 , 2×1 , 2×2 , 2×4 , etc.

Each circle represents an implicant

The bigger the circle, the simpler the implicant

Circle *all* and *only* 1's to implement the function

A *Prime Implicant* is a circle that can't be made bigger

An *Essential Prime Implicant* is a prime implicant that covers a 1 covered by no other prime.

		Y	
X		0	1
0		0	1
1		1	1

$$F = X + Y$$

3-Variable Karnaugh Maps

Gray code: order of values such that only one bit changes at a time

Use gray code ordering with two variables

Two minterms are considered adjacent if they differ in only one variable (this means maps "wrap")

		Y Z			
X		00	01	11	10
	0	m0	m1	m3	m2
	1	m4	m5	m7	m6

3-Variable Karnaugh Maps

Gray code: order of values such that only one bit changes at a time

Use gray code ordering with two variables

Two minterms are considered adjacent if they differ in only one variable (this means maps "wrap")

		Y Z			
		00	01	11	10
X	0	m0	m1	m3	m2
	1	m4	m5	m7	m6

Z Y

X

		Z			
		m0	m1	m3	m2
X		m4	m5	m7	m6

Y

4-Variable Karnaugh Maps

An extension of 3-variable maps.

$A B$		$C D$			
		00	01	11	10
00	0	1	3	2	
01	4	5	7	6	
11	12	13	15	14	
10	8	9	11	10	

D C

B

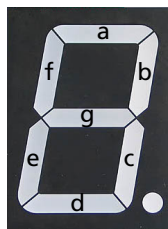
A

		D			
		0	1	3	2
B	0	4	5	7	6
	1	12	13	15	14
		8	9	11	10

C

A

The Seven-Segment Decoder Example



<i>W</i>	<i>X</i>	<i>Y</i>	<i>Z</i>	<i>a</i>	<i>b</i>	<i>c</i>	<i>d</i>	<i>e</i>	<i>f</i>	<i>g</i>
0	0	0	0	1	1	1	1	1	1	0
0	0	0	1	0	1	1	0	0	0	0
0	0	1	0	1	1	0	1	1	0	1
0	0	1	1	1	1	1	1	0	0	1
0	1	0	0	0	1	1	0	0	1	1
0	1	0	1	1	0	1	1	0	1	1
0	1	1	0	1	0	1	1	1	1	1
0	1	1	1	1	1	1	0	0	0	0
1	0	0	0	1	1	1	1	1	1	1
1	0	0	1	1	1	1	0	0	1	1
1	0	1	0	X	X	X	X	X	X	X
1	0	1	1	X	X	X	X	X	X	X
1	1	0	0	X	X	X	X	X	X	X
1	1	0	1	X	X	X	X	X	X	X
1	1	1	0	X	X	X	X	X	X	X
1	1	1	1	0	0	0	0	0	0	0

Karnaugh Map for Seg. a

W	X	Y	Z	a
0	0	0	0	1
0	0	0	1	0
0	0	1	0	1
0	0	1	1	1
0	1	0	0	0
0	1	0	1	1
0	1	1	0	1
0	1	1	1	1
1	0	0	0	1
1	0	0	1	1
1	0	1	0	X
1	0	1	1	X
1	1	0	0	X
1	1	0	1	X
1	1	1	0	X
1	1	1	1	0

		Z				
		1	0	1	1	
X	{	0	1	1	1	}
		X	X	0	X	
		1	1	X	X	
				Y		

The Karnaugh Map Sum-of-Products Challenge

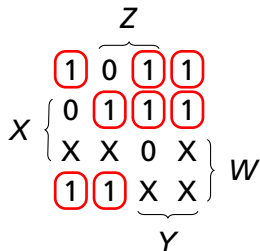
Cover all the 1's and none of the 0's using **as few literals** (gate inputs) as possible.

Few, large rectangles are good.

Covering X's is optional.

Karnaugh Map for Seg. a

W	X	Y	Z	a
0	0	0	0	1
0	0	0	1	0
0	0	1	0	1
0	0	1	1	1
0	1	0	0	0
0	1	0	1	1
0	1	1	0	1
0	1	1	1	1
1	0	0	0	1
1	0	0	1	1
1	0	1	0	X
1	0	1	1	X
1	1	0	0	X
1	1	0	1	X
1	1	1	0	X
1	1	1	1	0



The minterm solution: cover each 1 with a single implicant.

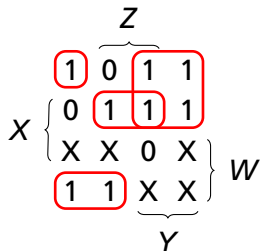
$$\begin{aligned}
 a = & \overline{W}\overline{X}\overline{Y}\overline{Z} + \overline{W}\overline{X}YZ + \overline{W}\overline{X}Y\overline{Z} + \\
 & \overline{W}X\overline{Y}Z + \overline{W}XYZ + \overline{W}XY\overline{Z} + \\
 & W\overline{X}\overline{Y}\overline{Z} + W\overline{X}\overline{Y}Z
 \end{aligned}$$

$8 \times 4 = 32$ literals

4 inv + 8 AND4 + 1 OR8

Karnaugh Map for Seg. a

W	X	Y	Z	a
0	0	0	0	1
0	0	0	1	0
0	0	1	0	1
0	0	1	1	1
0	1	0	0	0
0	1	0	1	1
0	1	1	0	1
0	1	1	1	1
1	0	0	0	1
1	0	0	1	1
1	0	1	0	X
1	0	1	1	X
1	1	0	0	X
1	1	0	1	X
1	1	1	0	X
1	1	1	1	0



Merging implicants helps

Recall the distributive law:

$$AB + AC = A(B + C)$$

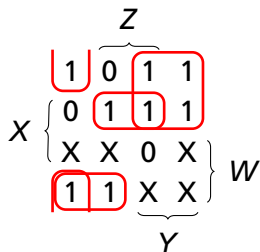
$$a = \overline{W}\overline{X}\overline{Y}\overline{Z} + \overline{W}Y + \overline{W}XZ + W\overline{X}\overline{Y}$$

$$4 + 2 + 3 + 3 = 12 \text{ literals}$$

4 inv + 1 AND4 + 2 AND3 + 1 AND2 + 1 OR4

Karnaugh Map for Seg. a

W	X	Y	Z	a
0	0	0	0	1
0	0	0	1	0
0	0	1	0	1
0	0	1	1	1
0	1	0	0	0
0	1	0	1	1
0	1	1	0	1
0	1	1	1	1
1	0	0	0	1
1	0	0	1	1
1	0	1	0	X
1	0	1	1	X
1	1	0	0	X
1	1	0	1	X
1	1	1	0	X
1	1	1	1	0



Missed one: Remember this is actually a torus.

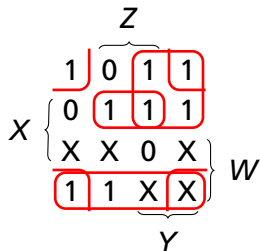
$$a = \overline{X}\overline{Y}\overline{Z} + \overline{W}Y + \overline{W}XZ + W\overline{X}\overline{Y}$$

3+2+3+3 = 11 literals

4 inv + 3 AND3 + 1 AND2 + 1 OR4

Karnaugh Map for Seg. a

W	X	Y	Z	a
0	0	0	0	1
0	0	0	1	0
0	0	1	0	1
0	0	1	1	1
0	1	0	0	0
0	1	0	1	1
0	1	1	0	1
0	1	1	1	1
1	0	0	0	1
1	0	0	1	1
1	0	1	0	X
1	0	1	1	X
1	1	0	0	X
1	1	0	1	X
1	1	1	0	X
1	1	1	1	0



Taking don't-cares into account, we can enlarge two implicants:

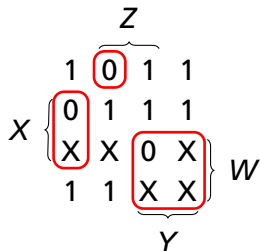
$$a = \overline{X}\overline{Z} + \overline{W}Y + \overline{W}XZ + W\overline{X}$$

2+2+3+2 = 9 literals

3 inv + 1 AND3 + 3 AND2 + 1 OR4

Karnaugh Map for Seg. a

W	X	Y	Z	a
0	0	0	0	1
0	0	0	1	0
0	0	1	0	1
0	0	1	1	1
0	1	0	0	0
0	1	0	1	1
0	1	1	0	1
0	1	1	1	1
1	0	0	0	1
1	0	0	1	1
1	0	1	0	X
1	0	1	1	X
1	1	0	0	X
1	1	0	1	X
1	1	1	0	X
1	1	1	1	0



Can also compute the complement of the function and invert the result.

Covering the 0's instead of the 1's:

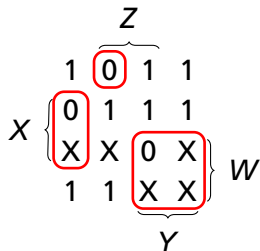
$$\bar{a} = \bar{W}\bar{X}\bar{Y}Z + X\bar{Y}\bar{Z} + WY$$

4 + 3 + 2 = 9 literals

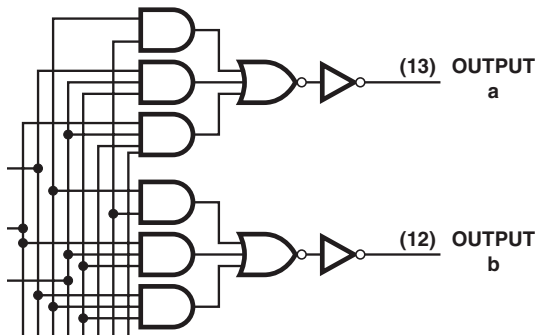
5 inv + 1 AND₄ + 1 AND₃ + 1 AND₂ + 1 OR₃

Karnaugh Map for Seg. a

W	X	Y	Z	a
0	0	0	0	1
0	0	0	1	0
0	0	1	0	1
0	0	1	1	1
0	1	0	0	0
0	1	0	1	1
0	1	1	0	1
0	1	1	1	1
1	0	0	0	1
1	0	0	1	1
1	0	1	0	X
1	0	1	1	X
1	1	0	0	X
1	1	0	1	X
1	1	1	0	X
1	1	1	1	0



To display the score, PONG used a TTL chip with this solution in it:



Another Karnaugh Map Example

		Z					
		⏟					
		0	0	0	0		
X	{	0	1	1	X	}	W
		X	0	1	1		
		0	0	0	0		
			⏟				
			Y				

Consider building a minimal two-level circuit for this function. Start by choose a large number of adjacent 1's and X's in a cube shape.

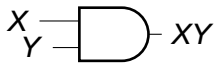
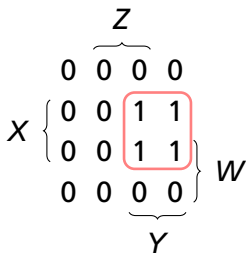
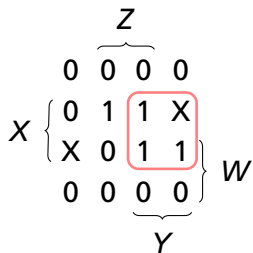
Another Karnaugh Map Example

		Z					
		0	0	0	0		
X	{	0	1	1	X	W	
		X	0	1	1		
		0	0	0	0		
			Y				

		Z					
		0	0	0	0		
X	{	0	0	1	1	W	
		0	0	1	1		
		0	0	0	0		
			Y				

Here's a big group and the Karnaugh map of the corresponding implicant.

Another Karnaugh Map Example



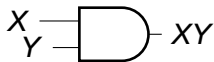
The implicant "covers" 4 1's, so it only consists of two terms.

Another Karnaugh Map Example

		Z				
		0	0	0	0	
X	{	0	1	1	X	W
		X	0	1	1	
		0	0	0	0	
		Y				

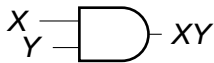
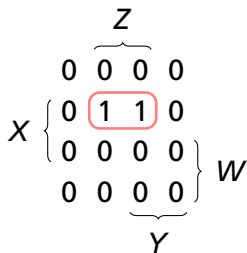
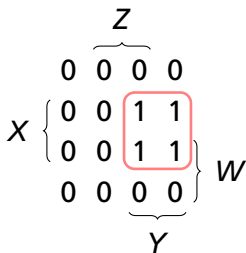
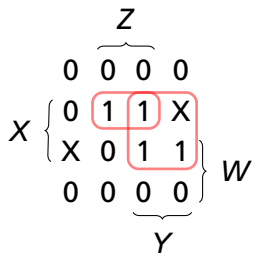
		Z				
		0	0	0	0	
X	{	0	0	1	1	W
		0	0	1	1	
		0	0	0	0	
		Y				

		Z				
		0	0	0	0	
X	{	0	1	1	0	W
		0	0	0	0	
		0	0	0	0	
		Y				



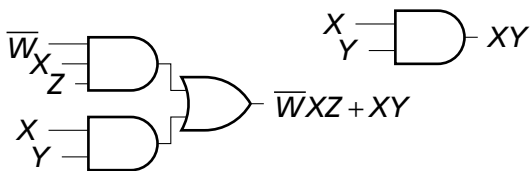
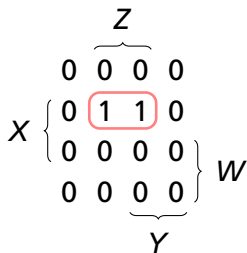
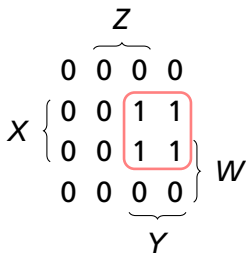
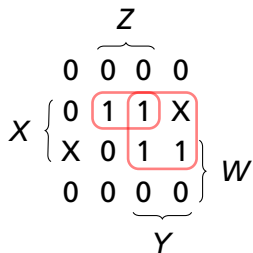
Not all the 1's are covered, so we need to choose another group of adjacent 1's and X's. Here is the Karnaugh map of the corresponding implicant.

Another Karnaugh Map Example



This implicant only covers 2 1's, so it has three terms.

Another Karnaugh Map Example



Together, these two implicants cover all the 1's. ORing the two implicants together gives the answer.

Boolean Laws and Karnaugh Maps

Merging circles amounts to noting that $XF + \bar{X}F = F$

	W					
	{		}			
Y	{	0	0	1	1	
		0	0	1	1	
		0	0	1	1	
		0	0	1	1	
		}		Z		
		X				

$$\begin{aligned} &WX\bar{Y}\bar{Z} + \bar{W}X\bar{Y}\bar{Z} + \\ &WXY\bar{Z} + \bar{W}XY\bar{Z} + \\ &WXYZ + \bar{W}XYZ + \\ &WX\bar{Y}Z + \bar{W}X\bar{Y}Z \end{aligned}$$

Factor out the W 's

Boolean Laws and Karnaugh Maps

Merging circles amounts to noting that $XF + \bar{X}F = F$

	W				
			{		
Y {	0	0	1	1	}
	0	0	1	1	
	0	0	1	1	
	0	0	1	1	
			}		
	X				

$$\begin{aligned} &(W + \bar{W})X\bar{Y}\bar{Z} + \\ &(W + \bar{W})XY\bar{Z} + \\ &(W + \bar{W})XYZ + \\ &(W + \bar{W})X\bar{Y}Z \end{aligned}$$

Use the identities

$$W + \bar{W} = 1$$

and

$$1X = X.$$

Boolean Laws and Karnaugh Maps

Merging circles amounts to noting that $XF + \bar{X}F = F$

	W				
	0	0	1	1	
Y	0	0	1	1	Z
	0	0	1	1	
	0	0	1	1	
	0	0	1	1	
	X				

$$\begin{aligned} &X\bar{Y}\bar{Z}+ \\ &XY\bar{Z}+ \\ &XYZ+ \\ &X\bar{Y}Z \end{aligned}$$

Factor out the Y's

Boolean Laws and Karnaugh Maps

Merging circles amounts to noting that $XF + \bar{X}F = F$

	W					
	0	0	1	1		
Y	{	0	0	1	1	}
		0	0	1	1	
		0	0	1	1	
		0	0	1	1	
			X			

$$(\bar{Y} + Y)X\bar{Z} +$$
$$(\bar{Y} + Y)XZ$$

Apply the identities again

Boolean Laws and Karnaugh Maps

Merging circles amounts to noting that $XF + \bar{X}F = F$

	W				
	0	0	1	1	
Y	0	0	1	1	
	0	0	1	1	Z
	0	0	1	1	
	0	0	1	1	
	X				

$$X\bar{Z} +$$

$$XZ$$

Factor out Z

Boolean Laws and Karnaugh Maps

Merging circles amounts to noting that $XF + \bar{X}F = F$

	W				
	0	0	1	1	
Y	0	0	1	1	
	0	0	1	1	Z
	0	0	1	1	
	0	0	1	1	
	X				

$$X(\bar{Z} + Z)$$

Simplify

Boolean Laws and Karnaugh Maps

Merging circles amounts to noting that $XF + \bar{X}F = F$

	W					
	0	0	1	1		
Y	{	0	0	1	1	}
		0	0	1	1	
		0	0	1	1	
		0	0	1	1	
			X			

X

Done