

Fundamentals of Computer Systems

Thinking Digitally

Stephen A. Edwards

Columbia University

Summer 2016

The Subject of this Class

0

The Subjects of this Class

0

1

But let your communication be, Yea, yea; Nay, nay: for whatsoever is more than these cometh of evil.

— Matthew 5:37



SUPERCODER 2000


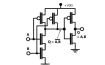
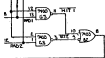
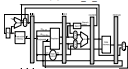
Air cooled coding keyboard for professional use.



Engineering Works Because of Abstraction



```
;; voice 1 wave select
ld a, (#CH1_W_NUM)
and a
ld a, (#CH1_W_SEL)
jr nz, #00b4
ld a, (#CH1_E_TABLE0)
```



Application Software

Operating Systems

Architecture

Micro-Architecture

Logic

Digital Circuits

Analog Circuits

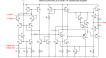
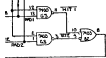
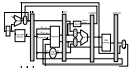
Devices

Physics

Engineering Works Because of Abstraction



```
;; voice 1 wave select
ld      a, (#CH1_W_NUM)
and    a
ld      a, (#CH1_W_SEL)
jrc    nz, #0004
ld      a, (#CH1_E_TABLE0)
```



Application Software COMS 3157, 4156, et al.

Operating Systems COMS W4118

Architecture Second Half of 3827

Micro-Architecture Second Half of 3827

Logic First Half of 3827

Digital Circuits First Half of 3827

Analog Circuits ELEN 3331

Devices ELEN 3106

Physics ELEN 3106 et al.

Boring Stuff

<http://www.cs.columbia.edu/~sedwards/classes/2016/3827-summer/>

Prof. Stephen A. Edwards

sedwards@cs.columbia.edu

462 Computer Science Building

Lectures 5:30–8:40 PM, Mondays and Wednesdays

627 Mudd

May 23–June 29

Weight	What	When
40%	Homeworks	See Webpage
60%	Final exam	June 29th

Homework is due at the beginning of lecture.

Rules and Regulations

You may collaborate with classmates on homework.

Each assignment turned in must be unique; work must ultimately be your own.

List your collaborators on your homework.

Don't cheat: Columbia Students Aren't Cheaters



Tests will be closed-book; you may bring a single sheet of your own notes

Optional Texts: Alternative 1

No required text. One option:


- ▶ David Harris and Sarah Harris. *Digital Design and Computer Architecture*. Either 1st or 2nd ed.

Almost precisely right for the scope of this class: digital logic and computer architecture.




Optional Texts: Alternative 2

- ▶ M. Morris Mano and Charles Kime. *Logic and Computer Design Fundamentals*. 4th ed.



- ▶ David A. Patterson and John L. Hennessy. *Computer Organization and Design, The Hardware/Software Interface*. 4th ed.



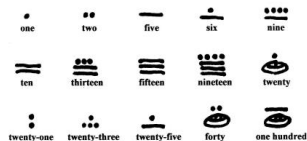
GILDAN
UNMATCHED
ULTRA
COTTON
MADE IN USA

There are only 10 types
of people in the world:
Those who understand binary
and those who don't.

Which Numbering System Should We Use? Some Older Choices:



Roman: I II III IV V VI VII VIII IX X



Mayan: base 20, Shell = 0

1	┆	11	┆┆	21	┆┆┆	31	┆┆┆┆	41	┆┆┆┆┆	51	┆┆┆┆┆┆
2	┆┆	12	┆┆┆	22	┆┆┆┆	32	┆┆┆┆┆	42	┆┆┆┆┆┆	52	┆┆┆┆┆┆┆
3	┆┆┆	13	┆┆┆┆	23	┆┆┆┆┆	33	┆┆┆┆┆┆	43	┆┆┆┆┆┆┆	53	┆┆┆┆┆┆┆┆
4	┆┆┆┆	14	┆┆┆┆┆	24	┆┆┆┆┆┆	34	┆┆┆┆┆┆┆	44	┆┆┆┆┆┆┆┆	54	┆┆┆┆┆┆┆┆┆
5	┆┆┆┆┆	15	┆┆┆┆┆┆	25	┆┆┆┆┆┆┆	35	┆┆┆┆┆┆┆┆	45	┆┆┆┆┆┆┆┆┆	55	┆┆┆┆┆┆┆┆┆┆
6	┆┆┆┆┆┆	16	┆┆┆┆┆┆┆	26	┆┆┆┆┆┆┆┆	36	┆┆┆┆┆┆┆┆┆	46	┆┆┆┆┆┆┆┆┆┆	56	┆┆┆┆┆┆┆┆┆┆┆
7	┆┆┆┆┆┆┆	17	┆┆┆┆┆┆┆┆	27	┆┆┆┆┆┆┆┆┆	37	┆┆┆┆┆┆┆┆┆┆	47	┆┆┆┆┆┆┆┆┆┆┆	57	┆┆┆┆┆┆┆┆┆┆┆┆
8	┆┆┆┆┆┆┆┆	18	┆┆┆┆┆┆┆┆┆	28	┆┆┆┆┆┆┆┆┆┆	38	┆┆┆┆┆┆┆┆┆┆┆	48	┆┆┆┆┆┆┆┆┆┆┆┆	58	┆┆┆┆┆┆┆┆┆┆┆┆┆
9	┆┆┆┆┆┆┆┆┆	19	┆┆┆┆┆┆┆┆┆┆	29	┆┆┆┆┆┆┆┆┆┆┆	39	┆┆┆┆┆┆┆┆┆┆┆┆	49	┆┆┆┆┆┆┆┆┆┆┆┆┆	59	┆┆┆┆┆┆┆┆┆┆┆┆┆┆
10	┆┆┆┆┆┆┆┆┆┆	20	┆┆┆┆┆┆┆┆┆┆┆	30	┆┆┆┆┆┆┆┆┆┆┆┆	40	┆┆┆┆┆┆┆┆┆┆┆┆┆	50	┆┆┆┆┆┆┆┆┆┆┆┆┆┆		

Babylonian: base 60

The Decimal Positional Numbering System

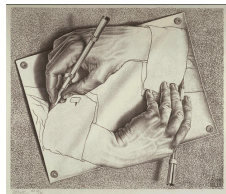


Ten figures: 0 1 2 3 4 5 6 7 8 9

$$7 \times 10^2 + 3 \times 10^1 + 0 \times 10^0 = 730_{10}$$

$$9 \times 10^2 + 9 \times 10^1 + 0 \times 10^0 = 990_{10}$$

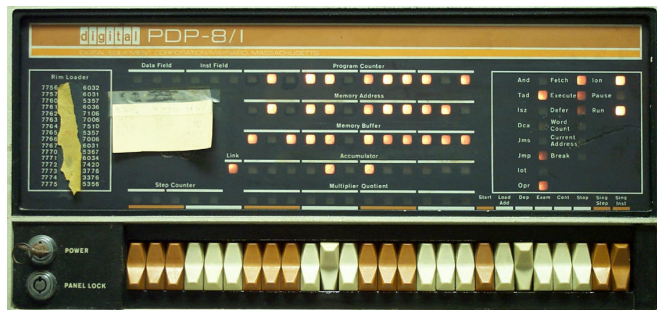
Why base ten?



Hexadecimal, Decimal, Octal, and Binary

Hex	Dec	Oct	Bin
0	0	0	0
1	1	1	1
2	2	2	10
3	3	3	11
4	4	4	100
5	5	5	101
6	6	6	110
7	7	7	111
8	8	10	1000
9	9	11	1001
A	10	12	1010
B	11	13	1011
C	12	14	1100
D	13	15	1101
E	14	16	1110
F	15	17	1111

Binary and Octal



DEC PDP-8/I, c. 1968

Oct	Bin
0	0
1	1
2	10
3	11
4	100
5	101
6	110
7	111

$$\begin{aligned} \text{PC} &= 0 \times 2^{11} + 1 \times 2^{10} + 0 \times 2^9 + 1 \times 2^8 + 1 \times 2^7 + 0 \times 2^6 + \\ &\quad 1 \times 2^5 + 1 \times 2^4 + 1 \times 2^3 + 1 \times 2^2 + 0 \times 2^1 + 1 \times 2^0 \\ &= 2 \times 8^3 + 6 \times 8^2 + 7 \times 8^1 + 5 \times 8^0 \\ &= 1469_{10} \end{aligned}$$

Hexadecimal Numbers

Base 16: 0 1 2 3 4 5 6 7 8 9 A B C D E F

Instead of groups of 3 bits (octal), Hex uses groups of 4.

$$\begin{aligned}\text{CAFEEF00D}_{16} &= 12 \times 16^7 + 10 \times 16^6 + 15 \times 16^5 + 14 \times 16^4 + \\ &\quad 15 \times 16^3 + 0 \times 16^2 + 0 \times 16^1 + 13 \times 16^0 \\ &= 3,405,705,229_{10}\end{aligned}$$

C	A	F	E	F	0	0	D	Hex			
11001010111111101111000000001101								Binary			
3	1	2	7	7	5	7	0	0	1	5	Octal

Computers Rarely Manipulate True Numbers

Infinite memory still very expensive

Finite-precision numbers typical

32-bit processor: naturally manipulates 32-bit numbers

64-bit processor: naturally manipulates 64-bit numbers

How many different numbers can you

represent with 5

binary	
octal	
decimal	digits?
hexadecimal	

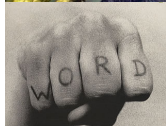
Jargon



Bit Binary digit: 0 or 1



Byte Eight bits



Word Natural number of bits for the processor, e.g., 16, 32, 64



LSB Least Significant Bit ("rightmost")



MSB Most Significant Bit ("leftmost")

Decimal Addition Algorithm

$$\begin{array}{r} 434 \\ +628 \\ \hline \end{array}$$

$$4 + 8 = 12$$

+	0	1	2	3	4	5	6	7	8	9
0	0	1	2	3	4	5	6	7	8	9
1	1	2	3	4	5	6	7	8	9	10
2	2	3	4	5	6	7	8	9	10	11
3	3	4	5	6	7	8	9	10	11	12
4	4	5	6	7	8	9	10	11	12	13
5	5	6	7	8	9	10	11	12	13	14
6	6	7	8	9	10	11	12	13	14	15
7	7	8	9	10	11	12	13	14	15	16
8	8	9	10	11	12	13	14	15	16	17
9	9	10	11	12	13	14	15	16	17	18
10	10	11	12	13	14	15	16	17	18	19

Decimal Addition Algorithm

$$\begin{array}{r} 1 \\ 434 \\ +628 \\ \hline 2 \end{array}$$

$$4 + 8 = 12$$

$$1 + 3 + 2 = 6$$

+	0	1	2	3	4	5	6	7	8	9
0	0	1	2	3	4	5	6	7	8	9
1	1	2	3	4	5	6	7	8	9	10
2	2	3	4	5	6	7	8	9	10	11
3	3	4	5	6	7	8	9	10	11	12
4	4	5	6	7	8	9	10	11	12	13
5	5	6	7	8	9	10	11	12	13	14
6	6	7	8	9	10	11	12	13	14	15
7	7	8	9	10	11	12	13	14	15	16
8	8	9	10	11	12	13	14	15	16	17
9	9	10	11	12	13	14	15	16	17	18
10	10	11	12	13	14	15	16	17	18	19

Decimal Addition Algorithm

$$\begin{array}{r} 1 \\ 434 \\ +628 \\ \hline 62 \end{array}$$

$$4 + 8 = 12$$

$$1 + 3 + 2 = 6$$

$$4 + 6 = 10$$

+	0	1	2	3	4	5	6	7	8	9
0	0	1	2	3	4	5	6	7	8	9
1	1	2	3	4	5	6	7	8	9	10
2	2	3	4	5	6	7	8	9	10	11
3	3	4	5	6	7	8	9	10	11	12
4	4	5	6	7	8	9	10	11	12	13
5	5	6	7	8	9	10	11	12	13	14
6	6	7	8	9	10	11	12	13	14	15
7	7	8	9	10	11	12	13	14	15	16
8	8	9	10	11	12	13	14	15	16	17
9	9	10	11	12	13	14	15	16	17	18
10	10	11	12	13	14	15	16	17	18	19

Decimal Addition Algorithm

$$\begin{array}{r} 11 \\ 434 \\ +628 \\ \hline 062 \end{array}$$

$$4 + 8 = 12$$

$$1 + 3 + 2 = 6$$

$$4 + 6 = 10$$

+	0	1	2	3	4	5	6	7	8	9
0	0	1	2	3	4	5	6	7	8	9
1	1	2	3	4	5	6	7	8	9	10
2	2	3	4	5	6	7	8	9	10	11
3	3	4	5	6	7	8	9	10	11	12
4	4	5	6	7	8	9	10	11	12	13
5	5	6	7	8	9	10	11	12	13	14
6	6	7	8	9	10	11	12	13	14	15
7	7	8	9	10	11	12	13	14	15	16
8	8	9	10	11	12	13	14	15	16	17
9	9	10	11	12	13	14	15	16	17	18
10	10	11	12	13	14	15	16	17	18	19

Decimal Addition Algorithm

$$\begin{array}{r} 11 \\ 434 \\ +628 \\ \hline 1062 \end{array}$$

$$4 + 8 = 12$$

$$1 + 3 + 2 = 6$$

$$4 + 6 = 10$$

+	0	1	2	3	4	5	6	7	8	9
0	0	1	2	3	4	5	6	7	8	9
1	1	2	3	4	5	6	7	8	9	10
2	2	3	4	5	6	7	8	9	10	11
3	3	4	5	6	7	8	9	10	11	12
4	4	5	6	7	8	9	10	11	12	13
5	5	6	7	8	9	10	11	12	13	14
6	6	7	8	9	10	11	12	13	14	15
7	7	8	9	10	11	12	13	14	15	16
8	8	9	10	11	12	13	14	15	16	17
9	9	10	11	12	13	14	15	16	17	18
10	10	11	12	13	14	15	16	17	18	19

Binary Addition Algorithm

$$\begin{array}{r} 10011 \\ +11001 \\ \hline \end{array}$$

$$1 + 1 = 10$$

+	0	1
0	00	01
1	01	10
10	10	11

Binary Addition Algorithm

$$\begin{array}{r} 1 \\ 10011 \\ +11001 \\ \hline 0 \end{array}$$

$$1 + 1 = 10$$

$$1 + 1 + 0 = 10$$

+	0	1
0	00	01
1	01	10
10	10	11

Binary Addition Algorithm

$$\begin{array}{r} 11 \\ 10011 \\ +11001 \\ \hline 00 \end{array}$$

$$1 + 1 = 10$$

$$1 + 1 + 0 = 10$$

$$1 + 0 + 0 = 01$$

+	0	1
0	00	01
1	01	10
10	10	11

Binary Addition Algorithm

$$\begin{array}{r} 011 \\ 10011 \\ +11001 \\ \hline 100 \end{array}$$

$$1 + 1 = 10$$

$$1 + 1 + 0 = 10$$

$$1 + 0 + 0 = 01$$

$$0 + 0 + 1 = 01$$

+	0	1
0	00	01
1	01	10
10	10	11

Binary Addition Algorithm

$$\begin{array}{r} 0011 \\ 10011 \\ +11001 \\ \hline 1100 \end{array}$$

$$1 + 1 = 10$$

$$1 + 1 + 0 = 10$$

$$1 + 0 + 0 = 01$$

$$0 + 0 + 1 = 01$$

$$0 + 1 + 1 = 10$$

+	0	1
0	00	01
1	01	10
10	10	11

Binary Addition Algorithm

$$\begin{array}{r} 10011 \\ 10011 \\ +11001 \\ \hline 101100 \end{array}$$

$$1 + 1 = 10$$

$$1 + 1 + 0 = 10$$


$$1 + 0 + 0 = 01$$

$$0 + 0 + 1 = 01$$

$$0 + 1 + 1 = 10$$

+	0	1
0	00	01
1	01	10
10	10	11

Signed Numbers: Dealing with Negativity

A rectangular image showing a handwritten signature in cursive script. The signature reads "John Hancock" and is written in dark ink on a light-colored, aged paper background. The signature is highly stylized, with long, sweeping flourishes, particularly under the 'H' and the final 'k'.

How should both positive and negative numbers be represented?

Signed Magnitude Numbers

You are most familiar with this:
negative numbers have a leading –

In binary, a
leading 1 means
negative:

$$0000_2 = 0$$

$$0010_2 = 2$$

$$1010_2 = -2$$

$$1111_2 = -7$$

$$1000_2 = -0?$$

Can be made to work, but addition is
annoying:

If the signs match, add the magnitudes
and use the same sign.

If the signs differ, subtract the smaller
number from the larger; return the sign
of the larger.

One's Complement Numbers

Like Signed Magnitude, a leading 1 indicates a negative One's Complement number.

To negate a number, complement (flip) each bit.

$$0000_2 = 0$$

$$0010_2 = 2$$

$$1101_2 = -2$$

$$1000_2 = -7$$

$$1111_2 = -0?$$

Addition is nicer: just add the one's complement numbers as if they were normal binary.

Really annoying having a -0 : two numbers are equal if their bits are the same or if one is 0 and the other is -0 .




**NOT ALL
ZEROS
ARE CREATED
EQUAL**

ZERO CALORIES. MAXIMUM PEPSI™ TASTE.



© 2011 PepsiCo. All rights reserved. PepsiCo is a registered trademark of PepsiCo, Inc. 100-0000-0001

Two's Complement Numbers



Really neat trick: make the most significant bit represent a *negative* number instead of positive:

$$1101_2 = -8 + 4 + 1 = -3$$

$$1111_2 = -8 + 4 + 2 + 1 = -1$$

$$0111_2 = 4 + 2 + 1 = 7$$

$$1000_2 = -8$$

Easy addition: just add in binary and discard any carry.

Negation: complement each bit (as in one's complement) then add 1.

Very good property: no -0

Two's complement numbers are equal if all their bits are the same.

Number Representations Compared

Bits	Binary	Signed Mag.	One's Comp.	Two's Comp.
0000	0	0	0	0
0001	1	1	1	1
⋮				
0111	7	7	7	7
1000	8	-0	-7	-8
1001	9	-1	-6	-7
⋮				
1110	14	-6	-1	-2
1111	15	-7	-0	-1

Smallest number

Largest number

Fixed-point Numbers



How to represent fractional numbers? In decimal, we continue with negative powers of 10:

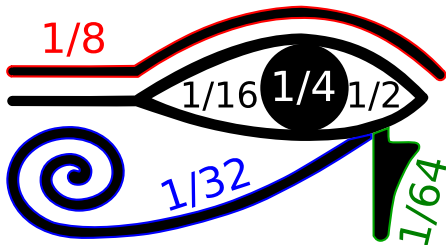
$$31.4159 = 3 \times 10^1 + 1 \times 10^0 + 4 \times 10^{-1} + 1 \times 10^{-2} + 5 \times 10^{-3} + 9 \times 10^{-4}$$

The same trick works in binary:

$$\begin{aligned} 1011.0110_2 &= 1 \times 2^3 + 0 \times 2^2 + 1 \times 2^1 + 1 \times 2^0 + \\ &\quad 0 \times 2^{-1} + 1 \times 2^{-2} + 1 \times 2^{-3} + 0 \times 2^{-4} \\ &= 8 + 2 + 1 + 0.25 + 0.125 \\ &= 11.375 \end{aligned}$$

F F
U a
c
Interesting

The ancient Egyptians used binary fractions:



The Eye of Horus

Binary-Coded Decimal



thinkgeek.com

Humans prefer reading decimal numbers; computers prefer binary.

BCD is a compromise: every four bits represents a decimal digit.

Dec	BCD
0	0000 0000
1	0000 0001
2	0000 0010
⋮	⋮
8	0000 1000
9	0000 1001
10	0001 0000
11	0001 0001
⋮	⋮
18	0001 1000
19	0001 1001
20	0010 0000
⋮	⋮

BCD Addition

Binary addition
followed by a possible
correction.

Any four-bit group
greater than 9 must
have 6 added to it.

Example:

$$\begin{array}{r} 158 \\ +242 \\ \hline \end{array}$$

$$\begin{array}{r} 000101011000 \\ +001001000010 \\ \hline 1010 \end{array} \text{ First group}$$

BCD Addition

Binary addition followed by a possible correction.

Any four-bit group greater than 9 must have 6 added to it.

Example:

$$\begin{array}{r} 158 \\ +242 \\ \hline \end{array}$$

$$\begin{array}{r} 000101011000 \\ +001001000010 \\ \hline 1010 \quad \text{First group} \\ +0110 \quad \text{Correction} \\ \hline \end{array}$$

BCD Addition

Binary addition followed by a possible correction.

Any four-bit group greater than 9 must have 6 added to it.

Example:

$$\begin{array}{r} 1 \\ 158 \\ +242 \\ \hline 0 \end{array}$$

$$\begin{array}{r} 1 \\ 000101011000 \\ +001001000010 \\ \hline 1010 \quad \text{First group} \\ +0110 \quad \text{Correction} \\ \hline 10100000 \quad \text{Second group} \end{array}$$

BCD Addition

Binary addition followed by a possible correction.

Any four-bit group greater than 9 must have 6 added to it.

Example:

$$\begin{array}{r} 1 \\ 158 \\ +242 \\ \hline 0 \end{array}$$

$$\begin{array}{r} 1 \\ 000101011000 \\ +001001000010 \\ \hline 1010 \quad \text{First group} \\ +0110 \quad \text{Correction} \\ \hline 10100000 \quad \text{Second group} \\ +0110 \quad \text{Correction} \\ \hline \hline \end{array}$$

BCD Addition

Binary addition followed by a possible correction.

Any four-bit group greater than 9 must have 6 added to it.

Example:

$$\begin{array}{r} 11 \\ 158 \\ +242 \\ \hline 00 \end{array}$$

$$\begin{array}{r} 111000 \\ +001001000010 \\ \hline 1010 \quad \text{First group} \\ +0110 \quad \text{Correction} \\ \hline 10100000 \quad \text{Second group} \\ +0110 \quad \text{Correction} \\ \hline 01000000 \quad \text{Third group} \\ \hline \hline \end{array}$$

BCD Addition

Binary addition followed by a possible correction.

Any four-bit group greater than 9 must have 6 added to it.

Example:

$$\begin{array}{r} 11 \\ 158 \\ +242 \\ \hline 400 \end{array}$$

$$\begin{array}{r} 111000 \\ +001001000010 \\ \hline 1010 \quad \text{First group} \\ +0110 \quad \text{Correction} \\ \hline 10100000 \quad \text{Second group} \\ +0110 \quad \text{Correction} \\ \hline 01000000 \quad \text{Third group} \\ \quad \quad \quad \text{(No correction)} \\ \hline 010000000000 \quad \text{Result} \end{array}$$

ASCII For Representing Characters and Strings

	0	1	2	3	4	5	6	7
0	NUL	DLE	SP	0	@	P	'	p
1	SOH	DC1	!	1	A	Q	a	q
2	STX	DC2	"	2	B	R	b	r
3	ETX	DC3	#	3	C	S	c	s
4	EOT	DC4	\$	4	D	T	d	t
5	ENQ	NAK	%	5	E	U	e	u
6	ACK	SYN	&	6	F	V	f	v
7	BEL	ETB	'	7	G	W	g	w
8	BS	CAN	(8	H	X	h	x
9	HT	EM)	9	I	Y	i	y
A	LF	SUB	*	:	J	Z	j	z
B	VT	ESC	+	;	K	[k	{
C	FF	FS	,	<	L	\	l	
D	CR	GS	-	=	M]	m	}
E	SO	RS	.	>	N	^	n	~
F	SI	US	/	?	O	_	o	DEL
