

## SIP: Session Initiation Protocol

### Status of this Memo

This document is an Internet-Draft and is in full conformance with all provisions of Section 10 of RFC2026.

Internet-Drafts are working documents of the Internet Engineering Task Force (IETF), its areas, and its working groups. Note that other groups may also distribute working documents as Internet-Drafts.

Internet-Drafts are draft documents valid for a maximum of six months and may be updated, replaced, or obsoleted by other documents at any time. It is inappropriate to use Internet- Drafts as reference material or to cite them other than as “work in progress.”

The list of current Internet-Drafts can be accessed at <http://www.ietf.org/ietf/lid-abstracts.txt>

The list of Internet-Draft Shadow Directories can be accessed at <http://www.ietf.org/shadow.html>.

### Copyright Notice

Copyright (c) The Internet Society (2000). All Rights Reserved.

### Abstract

The Session Initiation Protocol (SIP) is an application-layer control (signaling) protocol for creating, modifying and terminating sessions with one or more participants. These sessions include Internet multimedia conferences, Internet telephone calls and multimedia distribution. Members in a session can communicate via multicast or via a mesh of unicast relations, or a combination of these.

SIP invitations used to create sessions carry session descriptions which allow participants to agree on a set of compatible media types. SIP supports user mobility by proxying and redirecting requests to the user’s current location. Users can register their current location. SIP is not tied to any particular conference control protocol. SIP is designed to be independent of the lower-layer transport protocol and can be extended with additional capabilities.

## Contents

<b>1</b>	<b>Introduction</b>	<b>7</b>
1.1	Overview of SIP Functionality . . . . .	7
1.2	Terminology . . . . .	8
1.3	Definitions . . . . .	8
1.4	Overview of SIP Operation . . . . .	11
1.4.1	SIP Addressing . . . . .	11
1.4.2	Locating a SIP Server . . . . .	12
1.4.3	SIP Transaction . . . . .	13
1.4.4	SIP Invitation . . . . .	14
1.4.5	Locating a User . . . . .	15
1.4.6	Changing an Existing Session . . . . .	16
1.4.7	Registration Services . . . . .	16
1.5	Protocol Properties . . . . .	16
1.5.1	Minimal State . . . . .	16

1.5.2	Lower-Layer-Protocol Neutral . . . . .	16
1.5.3	Text-Based . . . . .	17
<b>2</b>	<b>SIP Uniform Resource Locators</b>	<b>17</b>
2.1	URI Comparison . . . . .	20
2.2	Non-SIP URLs . . . . .	21
<b>3</b>	<b>SIP Message Overview</b>	<b>21</b>
<b>4</b>	<b>Request</b>	<b>24</b>
4.1	Request-Line . . . . .	24
4.2	Methods . . . . .	24
4.2.1	INVITE . . . . .	24
4.2.2	ACK . . . . .	26
4.2.3	OPTIONS . . . . .	26
4.2.4	BYE . . . . .	26
4.2.5	CANCEL . . . . .	27
4.2.6	REGISTER . . . . .	27
4.3	Request-URI . . . . .	30
4.3.1	SIP Version . . . . .	30
4.4	Option Tags . . . . .	30
4.4.1	Registering New Option Tags with IANA . . . . .	31
<b>5</b>	<b>Response</b>	<b>31</b>
5.1	Status-Line . . . . .	32
5.1.1	Status Codes and Reason Phrases . . . . .	32
<b>6</b>	<b>Header Field Definitions</b>	<b>33</b>
6.1	General Header Fields . . . . .	36
6.2	Entity Header Fields . . . . .	37
6.3	Request Header Fields . . . . .	37
6.4	Response Header Fields . . . . .	37
6.5	End-to-end and Hop-by-hop Headers . . . . .	37
6.6	Header Field Format . . . . .	37
6.7	Accept . . . . .	38
6.8	Accept-Encoding . . . . .	38
6.9	Accept-Language . . . . .	39
6.10	Allow . . . . .	39
6.11	Authorization . . . . .	39
6.12	Call-ID . . . . .	39
6.13	Contact . . . . .	40
6.14	Content-Disposition . . . . .	43
6.15	Content-Encoding . . . . .	43
6.16	Content-Language . . . . .	43
6.17	Content-Length . . . . .	43
6.18	Content-Type . . . . .	44

6.19	CSeq	44
6.20	Date	45
6.21	Encryption	46
6.22	Expires	46
6.23	From	47
6.24	Hide	48
6.25	In-Reply-To	49
6.26	Max-Forwards	49
6.27	MIME-Version	50
6.28	Organization	50
6.29	Priority	50
6.30	Proxy-Authenticate	50
6.31	Proxy-Authorization	51
6.32	Proxy-Require	51
6.33	Record-Route	51
6.33.1	Operation	51
6.33.2	Construction of Route Header	52
6.33.3	Request Destination	52
6.33.4	Syntax	52
6.33.5	Example	53
6.34	Require	53
6.35	Response-Key	53
6.36	Retry-After	54
6.37	Route	54
6.38	Server	54
6.39	Subject	55
6.40	Supported	55
6.41	Timestamp	55
6.42	To	55
6.43	Unsupported	56
6.44	User-Agent	57
6.45	Via	57
6.45.1	Requests	57
6.45.2	Receiver-tagged Via Header Fields	57
6.45.3	Responses	58
6.45.4	User Agent and Redirect Servers	58
6.45.5	Syntax	59
6.46	Warning	60
6.47	WWW-Authenticate	61
<b>7</b>	<b>Status Code Definitions</b>	<b>62</b>
7.1	Informational 1xx	62
7.1.1	100 Trying	62
7.1.2	180 Ringing	62
7.1.3	181 Call Is Being Forwarded	62

7.1.4	182 Queued . . . . .	62
7.1.5	183 Session Progress . . . . .	62
7.2	Successful 2xx . . . . .	63
7.2.1	200 OK . . . . .	63
7.3	Redirection 3xx . . . . .	63
7.3.1	300 Multiple Choices . . . . .	63
7.3.2	301 Moved Permanently . . . . .	63
7.3.3	302 Moved Temporarily . . . . .	64
7.3.4	305 Use Proxy . . . . .	64
7.3.5	380 Alternative Service . . . . .	64
7.4	Request Failure 4xx . . . . .	64
7.4.1	400 Bad Request . . . . .	64
7.4.2	401 Unauthorized . . . . .	64
7.4.3	402 Payment Required . . . . .	64
7.4.4	403 Forbidden . . . . .	65
7.4.5	404 Not Found . . . . .	65
7.4.6	405 Method Not Allowed . . . . .	65
7.4.7	406 Not Acceptable . . . . .	65
7.4.8	407 Proxy Authentication Required . . . . .	65
7.4.9	408 Request Timeout . . . . .	65
7.4.10	409 Conflict . . . . .	65
7.4.11	410 Gone . . . . .	65
7.4.12	411 Length Required . . . . .	66
7.4.13	413 Request Entity Too Large . . . . .	66
7.4.14	414 Request-URI Too Long . . . . .	66
7.4.15	415 Unsupported Media Type . . . . .	66
7.4.16	420 Bad Extension . . . . .	66
7.4.17	480 Temporarily Unavailable . . . . .	66
7.4.18	481 Call Leg/Transaction Does Not Exist . . . . .	66
7.4.19	482 Loop Detected . . . . .	67
7.4.20	483 Too Many Hops . . . . .	67
7.4.21	484 Address Incomplete . . . . .	67
7.4.22	485 Ambiguous . . . . .	67
7.4.23	486 Busy Here . . . . .	67
7.4.24	487 Request Terminated . . . . .	67
7.4.25	488 Not Acceptable . . . . .	68
7.5	Server Failure 5xx . . . . .	68
7.5.1	500 Server Internal Error . . . . .	68
7.5.2	501 Not Implemented . . . . .	68
7.5.3	502 Bad Gateway . . . . .	68
7.5.4	503 Service Unavailable . . . . .	68
7.5.5	504 Server Time-out . . . . .	68
7.5.6	505 Version Not Supported . . . . .	68
7.6	Global Failures 6xx . . . . .	69
7.6.1	600 Busy Everywhere . . . . .	69

7.6.2	603 Decline . . . . .	69
7.6.3	604 Does Not Exist Anywhere . . . . .	69
7.6.4	606 Not Acceptable . . . . .	69
<b>8</b>	<b>SIP Message Body</b>	<b>69</b>
8.1	Body Inclusion . . . . .	69
8.2	Message Body Type . . . . .	70
8.3	Message Body Length . . . . .	70
<b>9</b>	<b>Compact Form</b>	<b>70</b>
<b>10</b>	<b>Behavior of SIP Clients and Servers</b>	<b>71</b>
10.1	General Remarks . . . . .	71
10.1.1	Requests . . . . .	71
10.1.2	Responses . . . . .	72
10.2	Source Addresses, Destination Addresses and Connections . . . . .	72
10.2.1	Unicast UDP . . . . .	72
10.2.2	Multicast UDP . . . . .	72
10.3	TCP . . . . .	73
10.4	Reliability for Requests Other Than INVITE . . . . .	73
10.4.1	UDP . . . . .	73
10.4.2	TCP . . . . .	74
10.5	Reliability for INVITE Requests . . . . .	74
10.5.1	UDP . . . . .	75
10.5.2	TCP . . . . .	75
10.6	Reliability for ACK Requests . . . . .	75
10.7	ICMP Handling . . . . .	76
<b>11</b>	<b>Behavior of SIP User Agents</b>	<b>76</b>
11.1	Caller Issues Initial INVITE Request . . . . .	76
11.2	Callee Issues Response . . . . .	77
11.3	Caller Receives Response to Initial Request . . . . .	77
11.4	Caller or Callee Generate Subsequent Requests . . . . .	78
11.5	Receiving Subsequent Requests . . . . .	78
<b>12</b>	<b>Behavior of SIP Proxy and Redirect Servers</b>	<b>79</b>
12.1	Redirect Server . . . . .	79
12.2	User Agent Server . . . . .	79
12.3	Proxy Server . . . . .	80
12.3.1	Proxying Requests . . . . .	80
12.3.2	Proxying Responses . . . . .	80
12.3.3	Stateless Proxy: Proxying Responses . . . . .	80
12.3.4	Stateful Proxy: Receiving Requests . . . . .	81
12.3.5	Stateful Proxy: Receiving ACKs . . . . .	81
12.3.6	Stateful Proxy: Receiving Responses . . . . .	81
12.3.7	Stateless, Non-Forking Proxy . . . . .	81

12.4	Forking Proxy . . . . .	82
<b>13</b>	<b>Security Considerations</b>	<b>85</b>
13.1	Confidentiality and Privacy: Encryption . . . . .	85
13.1.1	End-to-End Encryption . . . . .	85
13.1.2	Privacy of SIP Responses . . . . .	87
13.1.3	Encryption by Proxies . . . . .	88
13.1.4	Hop-by-Hop Encryption . . . . .	88
13.1.5	Via field encryption . . . . .	88
13.2	Message Integrity and Access Control: Authentication . . . . .	88
13.2.1	Trusting responses . . . . .	91
13.3	Callee Privacy . . . . .	91
13.4	Known Security Problems . . . . .	91
<b>14</b>	<b>SIP Authentication using HTTP Basic and Digest Schemes</b>	<b>91</b>
14.1	Framework . . . . .	92
14.2	Basic Authentication . . . . .	92
14.3	Digest Authentication . . . . .	92
14.4	Proxy-Authentication . . . . .	93
<b>15</b>	<b>SIP Security Using PGP</b>	<b>93</b>
15.1	PGP Authentication Scheme . . . . .	93
15.1.1	The WWW-Authenticate Response Header . . . . .	94
15.1.2	The Authorization Request Header . . . . .	95
15.2	PGP Encryption Scheme . . . . .	96
15.3	Response-Key Header Field for PGP . . . . .	96
<b>16</b>	<b>Examples</b>	<b>96</b>
16.1	Registration . . . . .	97
16.2	Invitation to a Multicast Conference . . . . .	98
16.2.1	Request . . . . .	98
16.2.2	Response . . . . .	99
16.3	Two-party Call . . . . .	100
16.4	Terminating a Call . . . . .	102
16.5	Forking Proxy . . . . .	102
16.6	Redirects . . . . .	106
16.7	Negotiation . . . . .	107
16.8	OPTIONS Request . . . . .	108
<b>A</b>	<b>Minimal Implementation</b>	<b>108</b>
A.1	Transport Protocol Support . . . . .	109
A.2	Client . . . . .	109
A.3	Server . . . . .	109
A.4	Header Processing . . . . .	109
<b>B</b>	<b>Usage of the Session Description Protocol (SDP)</b>	<b>111</b>

B.1	Configuring Media Streams . . . . .	111
B.2	Setting SDP Values for Unicast . . . . .	112
B.3	Multicast Operation . . . . .	112
B.4	Delayed Media Streams . . . . .	113
B.5	Adding and Deleting Media Streams . . . . .	113
B.6	Putting Media Streams on Hold . . . . .	113
B.7	Subject and SDP “s=” Line . . . . .	113
B.8	The SDP “o=” Line . . . . .	113
<b>C</b>	<b>Summary of Augmented BNF</b>	<b>113</b>
C.1	Basic Rules . . . . .	115
<b>D</b>	<b>IANA Considerations</b>	<b>117</b>
<b>E</b>	<b>Changes from RFC 2543</b>	<b>117</b>
<b>F</b>	<b>Changes Made in Version 00</b>	<b>117</b>
<b>G</b>	<b>Changes To Be Made</b>	<b>121</b>
<b>H</b>	<b>Acknowledgments</b>	<b>125</b>
<b>I</b>	<b>Authors’ Addresses</b>	<b>125</b>

## 1 Introduction

### 1.1 Overview of SIP Functionality

The Session Initiation Protocol (SIP) is an application-layer control protocol that can establish, modify and terminate multimedia sessions or calls. These multimedia sessions include multimedia conferences, distance learning, Internet telephony and similar applications. SIP can invite both persons and “robots”, such as a media storage service. SIP can invite parties to both unicast and multicast sessions; the initiator does not necessarily have to be a member of the session to which it is inviting. Media and participants can be added to an existing session.

SIP can be used to initiate sessions as well as invite members to sessions that have been advertised and established by other means. Sessions can be advertised using multicast protocols such as SAP, electronic mail, news groups, web pages or directories (LDAP), among others.

SIP transparently supports name mapping and redirection services, allowing the implementation of ISDN and Intelligent Network telephony subscriber services. These facilities also enable *personal mobility*. In the parlance of telecommunications intelligent network services, this is defined as: “Personal mobility is the ability of end users to originate and receive calls and access subscribed telecommunication services on any terminal in any location, and the ability of the network to identify end users as they move. Personal mobility is based on the use of a unique personal identity (i.e., personal number).” [1, p. 44]. Personal mobility complements terminal mobility, i.e., the ability to maintain communications when moving a single end system from one subnet to another.

SIP supports five facets of establishing and terminating multimedia communications:

**User location:** determination of the end system to be used for communication;

**User capabilities:** determination of the media and media parameters to be used;

**User availability:** determination of the willingness of the called party to engage in communications;

**Call setup:** “ringing”, establishment of call parameters at both called and calling party;

**Call handling:** including transfer and termination of calls.

SIP can also initiate multi-party calls using a multipoint control unit (MCU) or fully-meshed interconnection instead of multicast. Internet telephony gateways that connect Public Switched Telephone Network (PSTN) parties can also use SIP to set up calls between them.

SIP is designed as part of the overall IETF multimedia data and control architecture currently incorporating protocols such as RSVP (RFC 2205 [2]) for reserving network resources, the real-time transport protocol (RTP) (RFC 1889 [3]) for transporting real-time data and providing QOS feedback, the real-time streaming protocol (RTSP) (RFC 2326 [4]) for controlling delivery of streaming media, the session announcement protocol (SAP) [5] for advertising multimedia sessions via multicast and the session description protocol (SDP) (RFC 2327 [6]) for describing multimedia sessions. However, the functionality and operation of SIP does not depend on any of these protocols.

SIP can also be used in conjunction with other call setup and signaling protocols. In that mode, an end system uses SIP exchanges to determine the appropriate end system address and protocol from a given address that is protocol-independent. For example, SIP could be used to determine that the party can be reached via H.323 [7], obtain the H.245 [8] gateway and user address and then use H.225.0 [9] to establish the call. In another example, SIP might be used to determine that the callee is reachable via the PSTN and indicate the phone number to be called, possibly suggesting an Internet-to-PSTN gateway to be used.

SIP does not offer conference control services such as floor control or voting and does not prescribe how a conference is to be managed, but SIP can be used to introduce conference control protocols. SIP does not allocate multicast addresses.

SIP can invite users to sessions with and without resource reservation. SIP does not reserve resources, but can convey to the invited system the information necessary to do this.

## 1.2 Terminology

In this document, the key words “MUST”, “MUST NOT”, “REQUIRED”, “SHALL”, “SHALL NOT”, “SHOULD”, “SHOULD NOT”, “RECOMMENDED”, “MAY”, and “OPTIONAL” are to be interpreted as described in RFC 2119 [10] and indicate requirement levels for compliant SIP implementations.

## 1.3 Definitions

This specification uses a number of terms to refer to the roles played by participants in SIP communications. The definitions of client, server and proxy are similar to those used by the Hypertext Transport Protocol (HTTP) (RFC 2616 [11]). The terms and generic syntax of URI and URL are defined in RFC 2396 [12]. The following terms have special significance for SIP.

**Call:** A call consists of all participants in a conference invited by a common source. A SIP call is identified by a globally unique call-id (Section 6.12). Thus, if a user is, for example, invited to the same multicast session by several people, each of these invitations will be a unique call. A point-to-point



Internet telephony conversation maps into a single SIP call. In a multiparty conference unit (MCU) based call-in conference, each participant uses a separate call to invite himself to the MCU.

**Call leg:** A call leg is identified by the combination of the Call-ID header field and the addr-spec and tag of the To and From header fields. Only the user and hostport parts of the addr-spec are significant. Within the same Call-ID, requests with From *A* and To value *B* belong to the same call leg as the requests in the opposite direction, i.e., From *B* and To *A*.

**Client:** An application program that sends SIP requests. Clients may or may not interact directly with a human user. *User agents* and *proxies* contain clients (and servers).

**Conference:** A multimedia session (see below), identified by a common session description. A conference can have zero or more members and includes the cases of a multicast conference, a full-mesh conference and a two-party “telephone call”, as well as combinations of these. Any number of calls can be used to create a conference.

**Downstream:** Requests sent in the direction from the caller to the callee (i.e., user agent client to user agent server).

**Final response:** A response that terminates a SIP transaction, as opposed to a *provisional response* that does not. All 2xx, 3xx, 4xx, 5xx and 6xx responses are final.

**Initiator, calling party, caller:** The party initiating a conference invitation. Note that the calling party does not have to be the same as the one creating the conference.

**Invitation:** A request sent to a user (or service) requesting participation in a session. A successful SIP invitation consists of two transactions: an INVITE request followed by an ACK request.

**Invitee, invited user, called party, callee:** The person or service that the calling party is trying to invite to a conference.

**Isomorphic request or response:** Two requests or responses are defined to be *isomorphic* for the purposes of this document if they have the same values for the Call-ID, To, From and CSeq header fields. In addition, isomorphic requests have to have the same Request-URI.

**Location server:** See *location service*.

**Location service:** A location service is used by a SIP redirect or proxy server to obtain information about a callee’s possible location(s). Examples of sources of location information include SIP registrars, databases or mobility registration protocols. Location services are offered by location servers. Location servers MAY be part of a SIP server, but the manner in which a SIP server requests location services is beyond the scope of this document.

**Outbound proxy:** A *proxy* that is located near the originator of requests. It receives all outgoing requests **from** a particular UAC, including those requests whose Request-URLs identify a host other than the outbound proxy. The outbound proxy sends these requests, after any local processing, to the address indicated in the request-URI. (All other proxy servers are simply referred as proxies, not *inbound* proxies.)

**Parallel search:** In a parallel search, a proxy issues several requests to possible user locations upon receiving an incoming request. Rather than issuing one request and then waiting for the final response before issuing the next request as in a *sequential search*, a parallel search issues requests without waiting for the result of previous requests.

**Provisional response:** A response used by the server to indicate progress, but that does not terminate a SIP transaction. 1xx responses are provisional, other responses are considered *final*.

**Proxy, proxy server:** An intermediary program that acts as both a server and a client for the purpose of making requests on behalf of other clients. Requests are serviced internally or by passing them on, possibly after translation, to other servers. A proxy interprets, and, if necessary, rewrites a request message before forwarding it.

**Redirect server:** A redirect server is a server that accepts a SIP request, maps the address into zero or more new addresses and returns these addresses to the client. Unlike a *proxy server*, it does not initiate its own SIP request. Unlike a *user agent server*, it does not accept calls.

**Registrar:** A registrar is a server that accepts REGISTER requests. A registrar is typically co-located with a proxy or redirect server and MAY make its information available through the location server.

**Ringback:** Ringback is the signaling tone produced by the calling client's application indicating that a called party is being alerted (ringing).

**Server:** A server is an application program that accepts requests in order to service requests and sends back responses to those requests. Servers are either proxy, redirect or user agent servers or registrars.

**Session:** From the SDP specification: "A multimedia session is a set of multimedia senders and receivers and the data streams flowing from senders to receivers. A multimedia conference is an example of a multimedia session." (RFC 2327 [6]) (A session as defined for SDP can comprise one or more RTP sessions.) As defined, a callee can be invited several times, by different calls, to the same session. If SDP is used, a session is defined by the concatenation of the *user name*, *session id*, *network type*, *address type* and *address* elements in the origin field.

**(SIP) transaction:** A SIP transaction occurs between a client and a server and comprises all messages from the first request sent from the client to the server up to a final (non-1xx) response sent from the server to the client. A transaction is identified by the CSeq sequence number (Section 6.19) within a single *call leg*. The ACK request has the same CSeq number as the corresponding INVITE request, but comprises a transaction of its own.

**Upstream:** Responses sent in the direction from the user agent server to the user agent client.

**URL-encoded:** A character string encoded according to RFC 1738, Section 2.2 [13].

**User agent client (UAC):** A user agent client is a client application that initiates a SIP request.

**User agent server (UAS):** A user agent server is a server application that contacts the user when a SIP request is received and that returns a response on behalf of the user. The response accepts, rejects or redirects the request.

**User agent (UA):** An application which can act both as a user agent client and user agent server.

An application program MAY be capable of acting both as a client and a server. For example, a typical multimedia conference control application would act as a user agent client to initiate calls or to invite others to conferences and as a user agent server to accept invitations. The role of UAC and UAS as well as proxy and redirect servers are defined on a request-by-request basis. For example, the user agent initiating a call acts as a UAC when sending the initial INVITE request and as a UAS when receiving a BYE request from the callee. Similarly, the same software can act as a proxy server for one request and as a redirect server for the next request.

Proxy, redirect, location and registrar servers defined above are *logical* entities; implementations MAY combine them into a single application program. The properties of the different SIP server types are summarized in Table 1.

property	redirect server	proxy server	user agent server	registrar
also acts as a SIP client	no	yes	no	no
returns 1xx status	yes	yes	yes	yes
returns 2xx status	no	yes	yes	yes
returns 3xx status	yes	yes	yes	yes
returns 4xx status	yes	yes	yes	yes
returns 5xx status	yes	yes	yes	yes
returns 6xx status	no	yes	yes	yes
inserts Via header	no	yes	no	no
accepts ACK	yes	yes	yes	no

Table 1: Properties of the different SIP server types

## 1.4 Overview of SIP Operation

This section explains the basic protocol functionality and operation. Callers and callees are identified by SIP addresses, described in Section 1.4.1. When making a SIP call, a caller first locates the appropriate server (Section 1.4.2) and then sends a SIP request (Section 1.4.3). The most common SIP operation is the invitation (Section 1.4.4). Instead of directly reaching the intended callee, a SIP request may be redirected or may trigger a chain of new SIP requests by proxies (Section 1.4.5). Users can register their location(s) with SIP servers (Section 4.2.6).

### 1.4.1 SIP Addressing

The “objects” addressed by SIP are users at hosts, identified by a SIP URL. The SIP URL takes a form similar to a mailto or telnet URL, i.e., *user@host*. The *user* part is a user name or a telephone number. The *host* part is either a domain name or a numeric network address. See section 2 for a detailed discussion of SIP URL’s.

A user’s SIP address can be obtained out-of-band, can be learned via existing media agents, can be included in some mailers’ message headers, or can be recorded during previous invitation interactions. In many cases, a user’s SIP URL can be guessed from their email address.

A SIP URL address can designate an individual (possibly located at one of several end systems), the

first available person from a group of individuals or a whole group. The form of the address, for example, `sip:sales@example.com`, is not sufficient, in general, to determine the intent of the caller.

If a user or service chooses to be reachable at an address that is guessable from the person's name and organizational affiliation, the traditional method of ensuring privacy by having an unlisted "phone" number is compromised. However, unlike traditional telephony, SIP offers authentication and access control mechanisms and can avail itself of lower-layer security mechanisms, so that client software can reject unauthorized or undesired call attempts.

### 1.4.2 Locating a SIP Server

When a client wishes to send a request, the client either sends it to a locally configured SIP proxy server (as in HTTP), independent of the `Request-URI`, or sends it to the IP address and port corresponding to the `Request-URI`.

For the latter case, the client must determine the protocol, port and IP address of a server to which to send the request. A client SHOULD follow the steps below to obtain this information,

At each step, unless stated otherwise, the client SHOULD try to contact a server at the port number listed in the `Request-URI`. If no port number is present in the `Request-URI`, the client uses port 5060. If the `Request-URI` specifies a protocol (TCP or UDP), the client contacts the server using that protocol. If no protocol is specified, the client tries UDP (if UDP is supported). If the attempt fails, or if the client doesn't support UDP but supports TCP, it then tries TCP.

A client SHOULD be able to interpret explicit network notifications (such as ICMP messages) which indicate that a server is not reachable, rather than relying solely on timeouts. (For socket-based programs: For TCP, `connect()` returns `ECONNREFUSED` if the client could not connect to a server at that address. For UDP, the socket needs to be bound to the destination address using `connect()` rather than `sendto()` or similar so that a second `write()` or `send()` fails with `ECONNREFUSED` if there is no server listening) If the client finds the server is not reachable at a particular address, it SHOULD behave as if it had received a 400-class error response to that request.

The client tries to find one or more addresses for the SIP server by querying DNS. If a step elicits no addresses, the client continues to the next step. However if a step elicits one or more addresses, but no SIP server at any of those addresses responds, then the client concludes the server is down and doesn't continue on to the next step.

The service identifier for DNS SRV records [14] is `_sip`. SRV records contain port numbers for servers, in addition to IP addresses; the client always uses this port number when contacting the SIP server. Otherwise, the port number in the SIP URI is used, if present. If there is no port number in the URI, the default port, 5060, is used.

The procedure is as follows:

1. If the `host` portion of the `Request-URI` is an IP address, the client contacts the server at the given address. Otherwise, the client proceeds to the next step.
2. The `Request-URI` is examined. If it contains an explicit port number, the next two steps are skipped.
3. The `Request-URI` is examined. If it does not specify a protocol (TCP or UDP), the client queries the name server for SRV records for both UDP (if supported by the client) and TCP (if supported by the client) SIP servers. The format of these queries is defined in RFC 2782 [14]. The results of the query or queries are merged together and ordered based on priority. Then, the searching technique outlined

in RFC 2782 [14] is used to select servers in order. If DNS does not return any records, the user goes to the last step. Otherwise, the user attempts to contact each server in the order listed. If none of the server can be contacted, the user gives up.

4. If the Request-URI specifies a protocol (TCP or UDP) that is supported by the client, the client queries the name server for SRV records for SIP servers of that protocol type only. If the client does not support the protocol specified in the Request-URI, it gives up. The searching technique outlined in RFC 2782 [14] is used to select servers from the DNS response in order. If DNS does not return any records, the user goes to the last step. Otherwise, the user attempts to contact each server in the order listed. If no server is contacted, the user gives up.
5. The client queries the DNS server for address records for the host portion of the Request-URI. If the DNS server returns no address records, the client stops, as it has been unable to locate a server. Address records include A RR's, AAAA RR's, or other similar records, chosen according to the client's network protocol capabilities.

There are no mandatory rules on how to select a host name for a SIP server. Users are encouraged to name their SIP servers using the `sip.domainname` (e.g., `sip.example.com`) convention, as specified in RFC 2219 [15]. Users may only know an email address instead of a full SIP URL for a callee, however. In that case, implementations may be able to increase the likelihood of reaching a SIP server for that domain by constructing a SIP URL from that email address by prefixing the host name with "sip". In the future, this mechanism is likely to become unnecessary as SRV records, described above, become widely available.

A client MAY cache a successful DNS query result. A successful query is one which contained records in the answer, and a server was contacted at one of the addresses from the answer. When the client wishes to send a request to the same host, it MUST start the search as if it had just received this answer from the name server. The client MUST follow the procedures in RFC1035 [16] regarding DNS cache invalidation when the DNS time-to-live expires.

### 1.4.3 SIP Transaction

Once the *host* part has been resolved to a SIP server, the client sends one or more SIP requests to that server and receives one or more responses from the server. A request (and its retransmissions) together with the responses triggered by that request make up a SIP transaction. All responses to a request contain the same values in the Call-ID, CSeq, To, and From fields (with the possible addition of a tag in the To field (section 6.42)). This allows responses to be matched with requests. The ACK request following an INVITE is *not* part of the transaction since it may traverse a different set of hosts.

If TCP is used, request and responses within a single SIP transaction are carried over the same TCP connection (see Section 10). Several SIP requests from the same client to the same server MAY use the same TCP connection or MAY use a new connection for each request.

If the client sent the request via unicast UDP, the response is sent to the address contained in the next Via header field (Section 6.45) of the response. If the request is sent via multicast UDP, the response is directed to the same multicast address and destination port. For UDP, reliability is achieved using retransmission (Section 10).

The SIP message format and operation is independent of the transport protocol.

### 1.4.4 SIP Invitation

A successful SIP invitation consists of two requests, INVITE followed by ACK. The INVITE (Section 4.2.1) request asks the callee to join a particular conference or establish a two-party conversation. After the callee has agreed to participate in the call, the caller confirms that it has received that response by sending an ACK (Section 4.2.2) request. If the caller no longer wants to participate in the call, it sends a BYE request instead of an ACK.

The INVITE request typically contains a session description, for example written in SDP (RFC 2327 [6]) format, that provides the called party with enough information to join the session. For multicast sessions, the session description enumerates the media types and formats that are allowed to be distributed to that session. For a unicast session, the session description enumerates the media types and formats that the caller is willing to use and where it wishes the media data to be sent. In either case, if the callee wishes to accept the call, it responds to the invitation by returning a similar description listing the media it wishes to use. For a multicast session, the callee SHOULD only return a session description if it is unable to receive the media indicated in the caller's description or wants to receive data via unicast.

The protocol exchanges for the INVITE method are shown in Fig. 1 for a proxy server and in Fig. 2 for a redirect server. (Note that the messages shown in the figures have been abbreviated slightly.) In Fig. 1, the proxy server accepts the INVITE request (step 1), contacts the location service with all or parts of the address (step 2) and obtains a more precise location (step 3). The proxy server then issues a SIP INVITE request to the address(es) returned by the location service (step 4). The user agent server alerts the user (step 5) and returns a success indication to the proxy server (step 6). The proxy server then returns the success result to the original caller (step 7). The receipt of this message is confirmed by the caller using an ACK request, which is forwarded to the callee (steps 8 and 9). Note that an ACK can also be sent directly to the callee, bypassing the proxy. All requests and responses have the same Call-ID.

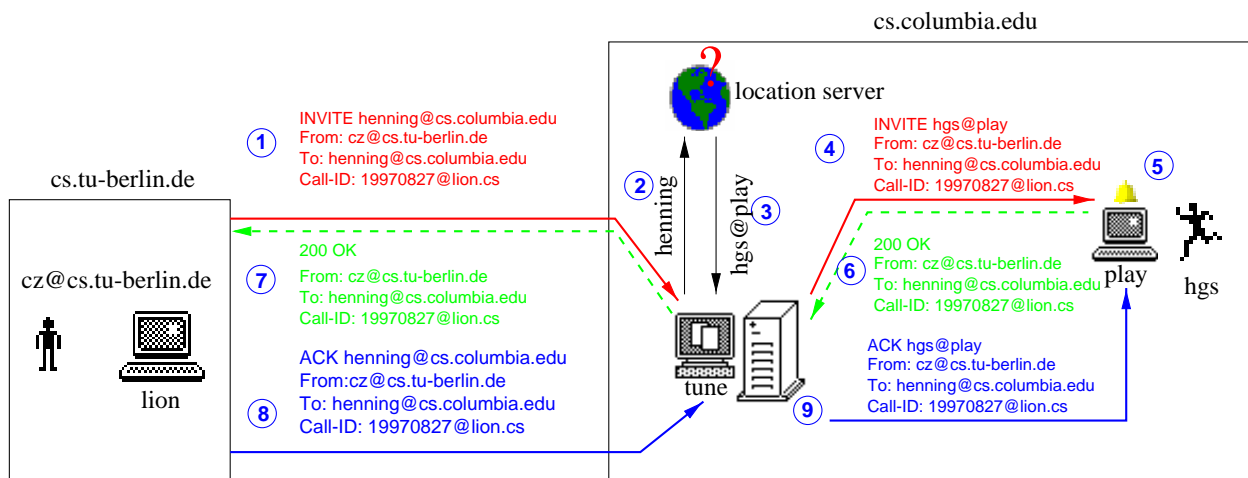


Figure 1: Example of SIP proxy server

The redirect server shown in Fig. 2 accepts the INVITE request (step 1), contacts the location service as before (steps 2 and 3) and, instead of contacting the newly found address itself, returns the address to the caller (step 4), which is then acknowledged via an ACK request (step 5). The caller issues a new request, with the same call-ID but a higher CSeq, to the address returned by the first server (step 6). In the example, the call succeeds (step 7). The caller and callee complete the handshake with an ACK (step 8).

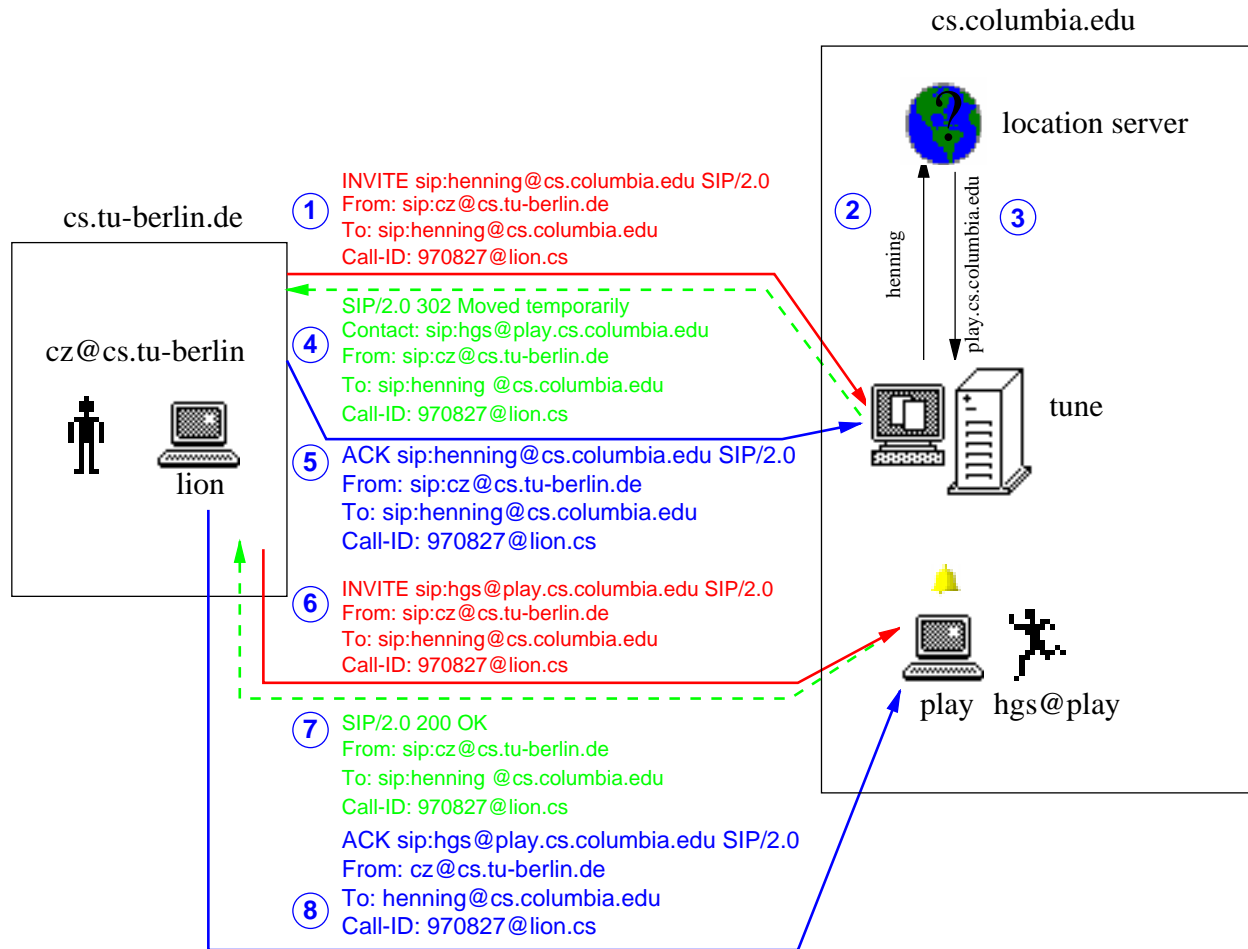


Figure 2: Example of SIP redirect server

The next section discusses what happens if the location service returns more than one possible alternative.

### 1.4.5 Locating a User

A callee may move between a number of different end systems over time. These locations can be dynamically registered with the SIP server (Sections 1.4.7, 4.2.6). A location server MAY also use one or more other protocols, such as finger (RFC 1288 [17]), rwhois (RFC 2167 [18]), LDAP (RFC 1777 [19]), multicast-based protocols [20] or operating-system dependent mechanisms to actively determine the end system where a user might be reachable. A location server MAY return several locations because the user is logged in at several hosts simultaneously or because the location server has (temporarily) inaccurate information. The SIP server combines the results to yield a list of a zero or more locations.

The action taken on receiving a list of locations varies with the type of SIP server. A SIP redirect server returns the list to the client as **Contact** headers (Section 6.13). A SIP proxy server can sequentially or in parallel try the addresses until the call is successful (2xx response) or the callee has declined the call (6xx response). With sequential attempts, a proxy server can implement an “anycast” service.

If a proxy server forwards a SIP request, it **MUST** add itself to the beginning of the list of forwarders noted in the *Via* (Section 6.45) headers. The *Via* trace ensures that replies can take the same path back, ensuring correct operation through compliant firewalls and avoiding request loops. On the response path, each host **MUST** remove its *Via*, so that routing internal information is hidden from the callee and outside networks. A proxy server **MUST** check that it does not generate a request to a host listed in the *Via sent-by*, *via-received* or *via-maddr* parameters (Section 6.45). (Note: If a host has several names or network addresses, this does not always work. Thus, each host also checks if it is part of the *Via* list.)

A SIP invitation may traverse more than one SIP proxy server. If one of these “forks” the request, i.e., issues more than one request in response to receiving the invitation request, it is possible that a client is reached, independently, by more than one copy of the invitation request. Each of these copies bears the same *Call-ID*. The user agent **MUST** return the same status response returned in the first response. Duplicate requests are not an error.

#### **1.4.6 Changing an Existing Session**

In some circumstances, it is desirable to change the parameters of an existing session. This is done by re-issuing the *INVITE*, using the same *Call-ID*, but a new or different body or header fields to convey the new information. This re *INVITE* **MUST** have a higher *CSeq* than any previous request from the client to the server.

For example, two parties may have been conversing and then want to add a third party, switching to multicast for efficiency. One of the participants invites the third party with the new multicast address and simultaneously sends an *INVITE* to the second party, with the new multicast session description, but with the old call identifier.

#### **1.4.7 Registration Services**

The *REGISTER* request allows a client to let a proxy or redirect server know at which address(es) it can be reached. A client **MAY** also use it to install call handling features at the server.

### **1.5 Protocol Properties**

#### **1.5.1 Minimal State**

A single conference session or call involves one or more SIP request-response transactions. Proxy servers do not have to keep state for a particular call, however, they **MAY** maintain state for a single SIP transaction, as discussed in Section 12. For efficiency, a server **MAY** cache the results of location service requests.

#### **1.5.2 Lower-Layer-Protocol Neutral**

SIP makes minimal assumptions about the underlying transport and network-layer protocols. The lower-layer can provide either a packet or a byte stream service, with reliable or unreliable service.

In an Internet context, SIP is able to utilize both UDP and TCP as transport protocols, among others. UDP allows the application to more carefully control the timing of messages and their retransmission, to perform parallel searches without requiring TCP connection state for each outstanding request, and to use multicast. Routers can more readily snoop SIP UDP packets. TCP allows easier passage through existing firewalls.



When TCP is used, SIP can use one or more connections to attempt to contact a user or to modify parameters of an existing conference. Different SIP requests for the same SIP call MAY use different TCP connections or a single persistent connection, as appropriate.

For concreteness, this document will only refer to Internet protocols. However, SIP MAY also be used directly with protocols such as ATM AAL5, IPX, frame relay or X.25. The necessary naming conventions are beyond the scope of this document. User agents SHOULD implement both UDP and TCP transport. Proxy, registrar, and redirect servers MUST implement both UDP and TCP transport.

### 1.5.3 Text-Based

SIP is text-based, using ISO 10646 in UTF-8 encoding throughout. This allows easy implementation in languages such as Java, Tcl and Perl, allows easy debugging, and most importantly, makes SIP flexible and extensible. As SIP is used for initiating multimedia conferences rather than delivering media data, it is believed that the additional overhead of using a text-based protocol is not significant.

## 2 SIP Uniform Resource Locators

SIP URLs are used within SIP messages to indicate the originator (**From**), current destination (**Request-URI**) and final recipient (**To**) of a SIP request, and to specify redirection addresses (**Contact**). A SIP URL can also be embedded in web pages or other hyperlinks to indicate that a particular user or service can be called via SIP. When used as a hyperlink, the SIP URL indicates the use of the **INVITE** method.

The SIP URL scheme is defined to allow setting SIP request-header fields and the SIP message-body.

This corresponds to the use of **mailto:** URLs. It makes it possible, for example, to specify the subject, urgency or media types of calls initiated through a web page or as part of an email message.

A SIP URL follows the guidelines of RFC 2396 [12] and has the syntax shown in Fig. 3. The syntax is described using Augmented Backus-Naur Form (see Section C). Note that **reserved** characters have to be escaped and that the “set of characters reserved within any given URI component is defined by that component. In general, a character is reserved if the semantics of the URI changes if the character is replaced with its escaped US-ASCII encoding” [12]. Excluded US-ASCII characters [12, Sec. 2.4.3], such as space and control characters and characters used as URL delimiters, also **MUST** be escaped.

The URI character classes referenced above are described in Appendix C.

The components of the SIP URI have the following meanings.

**user:** The name of the user addressed. Note that this field MAY be empty where the destination host does not have a notion of users, e.g., for embedded devices.

**telephone-subscriber:** If the host is an Internet telephony gateway, a **telephone-subscriber** field MAY be used instead of a **user** field. The **telephone-subscriber** field uses the notation of RFC 2806 [21]. The telephone number is a special case of a user name and cannot be distinguished by a BNF. Thus, a URL parameter, **user**, is added to distinguish telephone numbers from user names. In addition, the translation status of phone numbers can be indicated.

The **user** parameter value “**phone**” indicates that the user part contains a telephone number. Even without this parameter, recipients of SIP URLs MAY interpret the pre-@ part as a telephone number if local restrictions on the name space for user name allow it.

```

SIP-URL          = "sip:" [ userinfo "@" ] hostport
                  url-parameters [ headers ]
userinfo         = [ user | telephone-subscriber ] [ ":" password ]
user            = *( unreserved | escaped |
                    "&" | "=" | "+" | "$" | "," )
password       = *( unreserved | escaped |
                    "&" | "=" | "+" | "$" | "," )
hostport        = host [ ":" port ]
host            = hostname | IPv4address | IPv6reference
hostname        = *( domainlabel "." ) toplabel [ "." ]
domainlabel     = alphanum
                  | alphanum *( alphanum | "-" ) alphanum
toplabel        = alpha | alpha *( alphanum | "-" ) alphanum
IPv4address     = 1*3DIGIT "." 1*3DIGIT "." 1*3DIGIT "." 1*3DIGIT
IPv6reference   = "[" IPv6address "]"
IPv6address     = hexpart [ ":" IPv4address ]
hexpart         = hexseq | hexseq ":" [ hexseq ] | ":" [ hexseq ]
hexseq         = hex4 *( ":" hex4)
hex4            = 1*4HEX
port           = 1*DIGIT
url-parameters = *( ";" url-parameter)
url-parameter   = transport-param | user-param | method-param
                  | ttl-param | maddr-param | other-param
transport-param = "transport=" ( "udp" | "tcp" )
user-param      = "user=" ( "phone" | "ip" )
method-param    = "method=" Method
ttl-param       = "ttl=" ttl
ttl             = 1*3DIGIT ; 0 to 255
maddr-param     = "maddr=" host
other-param     = pname [ "=" pvalue ]
pname           = 1*paramchar
pvalue          = 1*paramchar
paramchar       = param-unreserved | unreserved | escaped
param-unreserved = "[" | "]" | "/" | "." | "@" | "&" | "+" | "$"
headers         = "?" header *( "&" header )
header          = hname "=" hvalue
hname           = 1*( hnv-unreserved | unreserved | escaped )
hvalue          = *( hnv-unreserved | unreserved | escaped )
hnv-unreserved = "[" | "]" | "/" | "?" | "." | "@" | "+" | "$"

```

Figure 3: SIP URL syntax

The user parameter value “np-queried” indicates that the user part contains a telephone number *and* that the number reflects the result of a query to the local number portability database.

**password:** The SIP scheme MAY use the format “user:password” in the `userinfo` field. The use of passwords in the `userinfo` is NOT RECOMMENDED, because the passing of authentication information in clear text (such as URIs) has proven to be a security risk in almost every case where it has been used.

**host:** The `host` part SHOULD be a fully-qualified domain name or numeric IP address.

The `mailto:` URL and RFC 822 email addresses require that numeric host addresses (“host numbers”) are enclosed in square brackets (presumably, since host names might be numeric), while host numbers without brackets are used for all other URLs. The SIP URL requires the latter form, without brackets.

**port:** The port number to send a request to. If not present, the procedures outlined in Section 1.4.2 are used to determine the port number to send a request to.

**URL parameters:** SIP URLs can define specific parameters of the request. URL parameters are added after the `host` component and are separated by semi-colons. The `transport` parameter determines the transport mechanism (UDP or TCP). UDP is to be assumed when no explicit transport parameter is included. The `maddr` parameter provides the server address to be contacted for this user, overriding the address supplied in the `host` field. This address is typically a multicast address, but could also be the address of a backup server. The `ttl` parameter determines the time-to-live value of the UDP multicast packet and MUST only be used if `maddr` is a multicast address and the transport protocol is UDP. The `user` parameter was described above. For example, to specify to call `j.doe@big.com` using multicast to `239.255.255.1` with a `ttl` of 15, the following URL would be used:

```
sip:j.doe@big.com;maddr=239.255.255.1;ttl=15
```

The `transport`, `maddr`, and `ttl` parameters MUST NOT be used in the `From` and `To` header fields and the `Request-URI`; they are ignored if present.

**Headers:** Headers of the SIP request can be defined with the “?” mechanism within a SIP URL. The special `hname` “body” indicates that the associated `hvalue` is the message-body of the SIP INVITE request. Headers MUST NOT be used in the `From` and `To` header fields and the `Request-URI`; they are ignored if present. `hname` and `hvalue` are encodings of a SIP header name and value, respectively. All URL reserved characters in the header names and values MUST be escaped.

**Method:** The method of the SIP request can be specified with the `method` parameter. This parameter MUST NOT be used in the `From` and `To` header fields and the `Request-URI`; they are ignored if present.

Table 2 summarizes where the components of the SIP URL can be used. Entries marked “x” are mandatory, those marked “o” are optional, and those marked “-” are not allowed. For optional elements, the second column indicates the default value if the element is not present.

Examples of SIP URLs are:

```
sip:j.doe@big.com
sip:j.doe:secret@big.com;transport=tcp
```

	default	Req.-URI	To	From	Contact	Rec.-Route	external
user	–	o	o	o	o	o	o
password	–	o	o	-	o	o	o
host	mandatory	m	m	m	m	m	m
port	5060	o	o	o	o	o	o
user-param	ip	o	o	o	o	o	o
method	INVITE	-	-	-	o	-	o
maddr-param	–	o	-	-	o	m	o
ttl-param	1	o	-	-	o	-	o
transp.-param	udp	o	-	-	o	-	o
headers	–	-	-	-	o	-	o

Table 2: Use and default values of URL components for SIP headers, Request-URI and references

```

sip:j.doe@big.com?subject=project%20x&priority=urgent
sip:+1-212-555-1212:1234@gateway.com;user=phone
sip:1212@gateway.com
sip:alice@10.1.1.2.3
sip:alice@example.com
sip:alice%40example.com@gateway.com
sip:alice@registrar.com;method=REGISTER

```

Within a SIP message, URLs are used to indicate the source and intended destination of a request, redirection addresses and the current destination of a request. Normally all these fields will contain SIP URLs.

## 2.1 URI Comparison

SIP URLs are compared for equality according to the following rules:

- Comparisons of scheme name (“sip”), domain names, parameter names and header names are case-insensitive, all other comparisons are case-sensitive.
- The ordering of parameters and headers is not significant in comparing SIP URLs.
- user, password, host, port and any url-parameter parameters of the URI must match. If a component is omitted, it matches based on its default value. (For example, otherwise equivalent URLs without a port specification and with port 5060 match.)

Note that the two URLs `example.com` and `example.com:5060`, while considered equal, may not lead to the same server, as the former causes a DNS SRV lookup, while the latter only uses the A record.

- Characters other than those in the “reserved” and “unsafe” sets (see RFC 2396 [12]) are equivalent to their “%” HEX HEX” encoding.
- An IP address that is the result of a DNS lookup of a host name does **not** match that host name.

Thus, the following URLs are equivalent:

```
sip:juser@%65xample.com:5060
sip:juser@ExAmPlE.CoM;Transport=udp
```

while

```
SIP:JUSER@ExAmPlE.CoM;Transport=udp
sip:juser@ExAmPlE.CoM;Transport=UDP
```

are not.

## 2.2 Non-SIP URLs

SIP header fields *MAY* contain non-SIP URLs. As an example, if a call from a telephone is relayed to the Internet via SIP, the SIP From header field might contain a tel: URL [21].

## 3 SIP Message Overview

SIP is a text-based protocol and uses the ISO 10646 character set in UTF-8 encoding (RFC 2279 [22]). Senders *MUST* terminate lines with a CRLF, but receivers *MUST* also interpret CR and LF by themselves as line terminators.

Except for the above difference in character sets and line termination, much of the message syntax and header fields are identical to HTTP/1.1; rather than repeating the syntax and semantics here we use [HX.Y] to refer to Section X.Y of the current HTTP/1.1 specification (RFC 2616 [11]). In addition, we describe SIP in both prose and an augmented Backus-Naur form (ABNF). See section C for an overview of ABNF.

Note, however, that SIP is not an extension of HTTP.

Unlike HTTP, SIP *MAY* use UDP. When sent over TCP or UDP, multiple SIP transactions can be carried in a single TCP connection or UDP datagram. UDP datagrams, including all headers, *SHOULD NOT* be larger than the path maximum transmission unit (MTU) if the MTU is known, or 1500 bytes if the MTU is unknown.

The MTU of 1500 bytes accommodates encapsulation within the “typical” ethernet MTU without IP fragmentation. Recent studies [23, p. 154] indicate that an MTU of 1500 bytes is a reasonable assumption. The next lower common MTU values are 1006 bytes for SLIP and 296 for low-delay PPP (RFC 1191 [24]). Thus, another reasonable value would be a message size of 950 bytes, to accommodate packet headers within the SLIP MTU without fragmentation.

A SIP message is either a request from a client to a server, or a response from a server to a client.

SIP-message = Request | Response

Both Request (section 4) and Response (section 5) messages use the generic-message format of RFC 822 [25] for transferring entities (the body of the message). Both types of messages consist of a start-line, one or more header fields (also known as “headers”), an empty line (i.e., a line with nothing preceding the carriage-return line-feed (CRLF)) indicating the end of the header fields, and an optional message-body. To avoid confusion with similar-named headers in HTTP, we refer to the headers describing the message body as entity headers. These components are described in detail in the upcoming sections.

generic-message = start-line  
                  \*message-header  
                  CRLF  
                  [ message-body ]

start-line       = Request-Line |       ;Section 4.1  
                  Status-Line       ;Section 5.1

message-header  = ( general-header  
                  | request-header  
                  | response-header  
                  | entity-header )

In the interest of robustness, any leading empty line(s) MUST be ignored. In other words, if the Request or Response message begins with one or more CRLF, CR, or LFs, these characters MUST be ignored.

general-header	=	Accept	; Section 6.7	
		Accept-Encoding	; Section 6.8	
		Accept-Language	; Section 6.9	
		Call-ID	; Section 6.12	
		Contact	; Section 6.13	
		CSeq	; Section 6.19	
		Date	; Section 6.20	
		Encryption	; Section 6.21	
		From	; Section 6.23	
		Organization	; Section 6.28	
		Record-Route	; Section 6.33	
		Require	; Section 6.34	
		Supported	; Section 6.40	
		Timestamp	; Section 6.41	
		To	; Section 6.42	
entity-header	=	User-Agent	; Section 6.44	
		Via	; Section 6.45	
		Allow	; Section 6.10	
		Content-Disposition	; Section 6.14	
		Content-Encoding	; Section 6.15	
		Content-Language	; Section 6.16	
		Content-Length	; Section 6.17	
		Content-Type	; Section 6.18	
		Expires	; Section 6.22	
	request-header	=	Authorization	; Section 6.11
			Hide	; Section 6.24
			In-Reply-To	; Section 6.25
			Max-Forwards	; Section 6.26
			Priority	; Section 6.29
			Proxy-Authorization	; Section 6.31
		Proxy-Require	; Section 6.32	
		Route	; Section 6.37	
		Response-Key	; Section 6.35	
		Subject	; Section 6.39	
response-header	=	Proxy-Authenticate	; Section 6.30	
		Retry-After	; Section 6.36	
		Server	; Section 6.38	
		Unsupported	; Section 6.43	
		Warning	; Section 6.46	
		WWW-Authenticate	; Section 6.47	

Table 3: SIP headers

## 4 Request

The Request message format is shown below:

```
Request = Request-Line      ; Section 4.1
          *( general-header
            | request-header
            | entity-header )
          CRLF
          [ message-body ]  ; Section 8
```

### 4.1 Request-Line

The Request-Line begins with a method token, followed by the Request-URI and the protocol version, and ending with CRLF. The elements are separated by SP characters. No CR or LF are allowed except in the final CRLF sequence.

```
Request-Line = Method SP Request-URI SP SIP-Version CRLF
Request-URI  = SIP-URL | absoluteURI
```

### 4.2 Methods

The methods are defined below. Methods that are not supported by a proxy or redirect server are treated by that server as if they were an OPTIONS method and forwarded accordingly. Methods that are not supported by a user agent server or registrar cause a 501 (Not Implemented) response to be returned (Section 7). As in HTTP, the Method token is case-sensitive.

```
Method          = "INVITE" | "ACK" | "OPTIONS" | "BYE"
                 | "CANCEL" | "REGISTER" | extension-method
extension-method = token
```

#### 4.2.1 INVITE

The INVITE method indicates that the user or service is being invited to participate in a session. The message body MAY contain a description of the session to which the callee is being invited. For two-party calls, the caller indicates the type of media it is able to receive and possibly the media it is willing to send as well as their parameters such as network destination. A success response MUST indicate in its message body which media the callee wishes to receive and MAY indicate the media the callee is going to send.

Not all session description formats have the ability to indicate sending media.

The caller MAY choose to omit the request body (i.e., not send a session description) or send a session description that does not list any media types. This indicates that the caller does not know its desired media characteristics until the call has been accepted. In this case, the UAS SHOULD still return a session description in its informational (1xx) or success (2xx) response, containing those media streams and codecs it supports.

If the INVITE request did not contain a complete session description, the caller MUST include one in the ACK request. A UAC MUST NOT send an updated session description in an ACK request if it had already



sent a complete session description in the INVITE request. If the UAC wishes to modify the session after the call setup has begun, it **MUST** use another INVITE request instead.

Delaying the session description until the ACK request is useful for gateways from H.323v1 to SIP, where the H.323 media characteristics are not known until the call is established.

A server **MAY** automatically respond to an invitation for a conference the user is already participating in, identified either by the SIP Call-ID or a globally unique identifier within the session description, with a 200 (OK) response.

The behavior of UAS depend on whether they are Internet telephony gateways to the PSTN. A UAS not acting as a gateway which receives an INVITE with a Request-URI that does not correspond to one of its configured addresses, **MUST** respond with 404 (Not Found).

A UAS acting as a gateway translates the INVITE request into a telephony signaling message. If the INVITE has a Call-ID value that matches a recent call, the UAS compares the Request-URI with the Request-URI of the previous INVITE request for the same Call-ID. If the Request-URI contains additional digits in the "user" part, the UAS treats the INVITE as adding additional digits to the original dialed string. This is known as overlap dialing.

If the gateway knows that the telephone number is incomplete, it returns a 484 (Address Incomplete) status response.

If a user agent receives an INVITE request for an existing call leg with a higher CSeq sequence number than any previous INVITE for the same Call-ID, it **MUST** check any version identifiers in the session description or, if there are no version identifiers, the content of the session description to see if it has changed. It **MUST** also inspect any other header fields for changes. If there is a change, the user agent **MUST** update any internal state or information generated as a result of that header. If the session description has changed, the user agent server **MUST** adjust the session parameters accordingly, possibly after asking the user for confirmation. (Versioning of the session description can be used to accommodate the capabilities of new arrivals to a conference, add or delete media or change from a unicast to a multicast conference.)

If an INVITE request for an existing session fails, the session description agreed upon in the last successful INVITE transaction remains in force.

A UAC **MUST NOT** issue another INVITE request for the same call leg before the previous transaction has completed. A UAS that receives an INVITE before it sent the final response to an INVITE with a lower CSeq number **MUST** return a 400 (Bad Request) response and **MUST** include a Retry-After header field with a randomly chosen value of between 0 and 10 seconds.

If a UA *A* sends an INVITE request to *B* and receives an INVITE request from *B* before it has received the response to its request from *B*, *A* **MAY** return a 500 (Internal Server Error), which **SHOULD** include a Retry-After header field specifying when the request should be resubmitted.

In most cases, a UA can assume that the order of messages received corresponds to the order they were sent. In rare circumstances, the response from *B* and the request from *B* may be reordered on the wire.

In addition, if *A* or *B* change multicast addresses, strict transaction ordering is necessary so that both sides agree on the final result.

A UAC **MUST** be prepared to receive media data according to the session description as soon as it sends an INVITE (or re-INVITE) and can start sending media data when it receives a provisional or final response containing a session description.

The initial INVITE from the UAC **SHOULD** contain the Allow and Supported header fields, and **MAY** contain the Accept header field. A 200 (OK) response to the initial INVITE for a call **SHOULD** contain the Allow and Supported header fields, and **MAY** contain the Accept header field.

Including these header fields allows the UAC to determine the features and extensions supported by the UAS for the duration of the call, without probing.

This method **MUST** be supported by SIP proxy, redirect and user agent servers as well as clients.

#### 4.2.2 ACK

The **ACK** request confirms that the client has received a final response to an **INVITE** request. (**ACK** is used *only* with **INVITE** requests.) 2xx responses are acknowledged by client user agents, all other final responses by the first proxy or client user agent to receive the response. The **Via** is always initialized to the host that originates the **ACK** request, i.e., the client user agent after a 2xx response or the first proxy to receive a non-2xx final response. The **ACK** request is forwarded as the corresponding **INVITE** request, based on its **Request-URI**. See Section 10 for details.

The **ACK** request **MAY** contain a message body with the final session description to be used by the callee. If the **ACK** message body is empty, the callee uses the session description in the **INVITE** request. See Section 4.2.1 for further details on the relationship between session descriptions in **INVITE** and **ACK** requests.

A proxy server receiving an **ACK** request after having sent a 3xx, 4xx, 5xx, or 6xx response must make a determination about whether the **ACK** is for it, or for some user agent or proxy server further downstream. This determination is made by examining the tag in the **To** field. If the tag in the **ACK To** header field matches the tag in the **To** header field of the response, and the **From**, **CSeq** and **Call-ID** header fields in the response match those in the **ACK**, the **ACK** is meant for the proxy server. Otherwise, the **ACK SHOULD** be proxied downstream as any other request.

It is possible for a user agent client or proxy server to receive multiple 3xx, 4xx, 5xx, and 6xx responses to a request along a single branch. This can happen under various error conditions, typically when a forking proxy transitions from stateful to stateless before receiving all responses. The various responses will all be identical, except for the tag in the **To** field, which is different for each one. It can therefore be used as a means to disambiguate them.

This method **MUST** be supported by SIP proxy, redirect and user agent servers as well as clients.

#### 4.2.3 OPTIONS

The server is being queried as to its capabilities. A server that believes it can contact the user, such as a user agent where the user is logged in and has been recently active, **MAY** respond to this request with a capability set. A called user agent **MAY** return a status reflecting how it would have responded to an invitation, e.g., 600 (**Busy**). A server **SHOULD** return **Allow**, **Accept**, **Accept-Encoding**, **Accept-Language** and **Supported** header fields. The response **MAY** contain a message body indicating the capabilities of the end system (rather than properties of any existing call).

The use of the **Call-ID** header field is discussed in Section 6.12. An **OPTIONS** requests for an existing call-id has no impact on that call.

Proxy and redirect servers simply forward the request without indicating their capabilities. This method **MUST** be supported by SIP proxy, redirect and user agent servers, registrars and clients.

#### 4.2.4 BYE

The user agent client uses **BYE** to indicate to the server that it wishes to release the call. A **BYE** request is forwarded like an **INVITE** request and **MAY** be issued by either caller or callee. A party to a call **SHOULD**

issue a **BYE** request before releasing a call (“hanging up”). A party receiving a **BYE** request **MUST** cease transmitting media streams specifically directed at the party issuing the **BYE** request.

A **BYE** request from either called or calling party terminates any pending **INVITE**, but the **INVITE** request transaction **MUST** be completed with a final response.

If the **INVITE** request contained a **Contact** header, the callee **SHOULD** send a **BYE** request to that address rather than the **From** address.

This method **MUST** be supported by proxy servers and **SHOULD** be supported by redirect and user agent SIP servers.

#### 4.2.5 CANCEL

The **CANCEL** request cancels a pending request with the same **Call-ID**, **To**, **From** and **CSeq** (sequence number only) header field values, but does not affect a completed request or existing calls. (A request is considered completed if the server has returned a final status response.)

A user agent client or proxy client **MAY** issue a **CANCEL** request at any time. A proxy, in particular, **MAY** choose to send a **CANCEL** to destinations that have not yet returned a final response after it has received a **2xx** or **6xx** response for one or more of the parallel-search requests. A proxy that receives a **CANCEL** request forwards the request to all destinations with pending requests.

The **Call-ID**, **To**, the numeric part of **CSeq** and **From** header fields in the **CANCEL** request are identical to those in the original request. This allows a **CANCEL** request to be matched with the request it cancels. However, to allow the client to distinguish responses to the **CANCEL** from those to the original request, the **CSeq Method** component is set to **CANCEL**. The **Via** header field is initialized to the proxy issuing the **CANCEL** request. (Thus, responses to this **CANCEL** request only reach the issuing proxy.)

The behavior of the user agent or redirect server on receiving a **CANCEL** request depends on whether the **UAS** has already sent a final response for the original request. If it has, the **CANCEL** request has no effect on the original request, any call state and on the responses generated for the original request. If the **UAS** or redirect server has not issued a final response for the original request, it immediately sends a **487** (Request Terminated) for the original request. The **UAC** confirms receipt of any final response for the original request as normal with an **ACK** request. **CANCEL** request itself is answered with a **200** (**OK**) response in either case.

The **BYE** request cannot be used to cancel branches of a parallel search, since several branches may, through intermediate proxies, find the same user agent server and then terminate the call. To terminate a call instead of just pending searches, the **UAC** must use **BYE** instead of or in addition to **CANCEL**. While **CANCEL** can terminate any pending request other than **ACK** or **CANCEL**, it is typically useful only for **INVITE**. **200** responses to **INVITE** and **200** responses to **CANCEL** can be distinguished by the method in the **Cseq** header field.

This method **MUST** be supported by proxy servers and **SHOULD** be supported by all other SIP server types.

#### 4.2.6 REGISTER

A client uses the **REGISTER** method to register the address listed in the **To** header field with a SIP server.

A user agent **SHOULD** register with a local server on startup and periodically thereafter by sending a **REGISTER** request. The period is given by the expiration time indicated in the registration response. It is **RECOMMENDED** that the **UA** registers via multicast and send a registration to its “home” address, i.e., the server for the domain that it uses as its **From** address in outgoing requests.

Multicast registrations are addressed to the well-known “all SIP servers” multicast address “sip.mcast.net” (224.0.1.75). This request SHOULD be scoped to ensure it is not forwarded beyond the boundaries of the administrative system. This MAY be done with either TTL or administrative scopes [26], depending on what is implemented in the network. SIP user agents MAY listen to that address and use it to become aware of the location of other local users [20]; however, they do not respond to the request.

Since registrations expire, clients need to periodically refresh their registrations. Such refreshes SHOULD be sent to the same address as the original registration, unless redirected.

Registration requests may be redirected by a 3xx response, or with a **Contact** header in a non-200 response (typically, 401) to a **REGISTER** request. Refreshes for the same address of record SHOULD be directed to this new address for all subsequent registrations. A client MAY revert to the original address upon reboot or upon an administratively configured lifetime. This implies that servers MUST be prepared to accept registrations on the original configured address and the redirected address.

It is RECOMMENDED that clients ignore redirection responses from untrusted hosts or require that such redirection responses are cryptographically signed.

Multicast registration may be inappropriate in some environments, for example, if multiple businesses share the same local area network.

Requests are processed in the order received. Clients SHOULD avoid sending a new registration (as opposed to a retransmission) until they have received the response from the server for the previous one.

Clients may register from different locations, by necessity using different Call-ID values. Thus, the CSeq value cannot be used to enforce ordering. Since registrations are additive, ordering is less of a problem than if each REGISTER request completely replaced all earlier ones.

The meaning of the REGISTER request-header fields is defined as follows. We define “address-of-record” as the SIP address that the registry knows the registrand, typically of the form “user@domain” rather than “user@host”. In third-party registration, the entity issuing the request is different from the entity being registered.

**To:** The To header field contains the address-of-record whose registration is to be created or updated.

**From:** The From header field contains the address-of-record of the person responsible for the registration. For first-party registration, it is identical to the To header field value.

**Request-URI:** The Request-URI names the destination of the registration request, i.e., the domain of the registrar. The user name MUST be empty. Generally, the domains in the Request-URI and the To header field have the same value; however, it is possible to register as a “visitor”, while maintaining one’s name. For example, a traveler sip:alice@acme.com (To) might register under the Request-URI sip:atlanta.hiayh.org, with the former as the To header field and the latter as the Request-URI. The REGISTER request is no longer forwarded once it has reached the server whose authoritative domain is the one listed in the Request-URI.

**Call-ID:** All registrations from a client SHOULD use the same Call-ID header value, at least within the same reboot cycle.

**Cseq:** Registrations with the same Call-ID MUST have increasing CSeq header values. However, the server does not reject out-of-order requests.

**Contact:** The request MAY contain a **Contact** header field. Future non-REGISTER requests for the URI given in the **To** header field SHOULD be directed to the address(es) given in the **Contact** header. If the request does not contain a **Contact** header, the registration remains unchanged.

This is useful to obtain the current list of registrations in the response.

If a SIP URI in a registration **Contact** header field differs from existing registrations according to the rules in Section 2.1, it is added to the list of registration. If it is equivalent, according to these rules, to an existing registration, all **Contact** header field parameters for this entry are updated accordingly. URIs other than SIP URIs are compared according to the standard URI equivalency rules for the URI schema.

All current registrations MUST share the same **action** value. Registrations that have a different **action** than current registrations for the same user MUST be rejected with status of 409 (Conflict).

A proxy server ignores the **q** parameter when processing non-REGISTER requests, while a redirect server simply returns that parameter in its **Contact** response header field.

Having the proxy server interpret the **q** parameter is not sufficient to guide proxy behavior, as it is not clear, for example, how long it is supposed to wait between trying addresses.

If the registration is changed while a user agent or proxy server processes an invitation, the new information SHOULD be used.

This allows a service known as “directed pick-up”. In the telephone network, directed pickup permits a user at a remote station who hears his own phone ringing to pick up at that station, dial an access code, and be connected to the calling user as if he had answered his own phone.

Responses MAY contain a **Contact** header field. Its interpretation differs depending on the response status. If contained within a 2xx response, the header field indicates the list of current registrations. In 3xx and 4xx responses, it indicates where future REGISTER requests should be directed.

A server MAY choose any duration for the registration lifetime. Registrations not refreshed after this amount of time SHOULD be silently discarded. Responses to a registration SHOULD include an **Expires** header (Section 6.22) or **expires Contact** parameters (Section 6.13), indicating the time at which the server will drop the registration. If none is present, one hour is assumed. Clients MAY request a registration lifetime by indicating the time in an **Expires** header in the request. A server SHOULD NOT use a higher lifetime than the one requested, but MAY use a lower one. A single address (if host-independent) MAY be registered from several different clients.

A client cancels an existing registration by sending a REGISTER request with an expiration time (**Expires**) of zero seconds, either for a particular **Contact** or the wildcard **Contact** designated by a “\*” if it wants to cancel all registrations. Registrations are matched based on the **user**, **host**, **port** and **maddr** parameters.

The server SHOULD return the current list of registrations in the 200 response as **Contact** header fields.

It is particularly important that REGISTER requests are authenticated since they allow to redirect future requests (see Section 13.2).

Beyond its use as a simple location service, this method is needed if there are several SIP servers on a single host. In that case, only one of the servers can use the default port number.

Support of this method is RECOMMENDED.

### 4.3 Request-URI

The Request-URI is a SIP URL as described in Section 2 or a general URI (RFC 2396 [12]). In particular, it MUST NOT contain unescaped spaces or control characters. It indicates the user or service to which this request is being addressed. Unlike the To field, the Request-URI MAY be re-written by proxies.

As shown in Table 2, the Request-URI MAY contain the user-param parameter as well as transport-related parameters. A server that receives a SIP-URL with illegal elements removes them before further processing.

Transport-related parameters are needed when a UAC proxies all requests to a default proxy, which would then need this information to generate the appropriate request.

Typically, the UAC sets the Request-URI and To to the same SIP URL, presumed to remain unchanged over long time periods. However, if the UAC has cached a more direct path to the callee, e.g., from the Contact header field of a response to a previous request, the To would still contain the long-term, "public" address, while the Request-URI would be set to the cached address.

Proxy and redirect servers MAY use the information in the Request-URI and request header fields to handle the request and possibly rewrite the Request-URI. For example, a request addressed to the generic address sip:sales@acme.com is proxied to the particular person, e.g., sip:bob@ny.acme.com, with the To field remaining as sip:sales@acme.com. At ny.acme.com, Bob then designates Alice as the temporary substitute.

The host part of the Request-URI typically agrees with one of the host names of the receiving server. If it does not, the server SHOULD proxy the request to the address indicated or return a 404 (Not Found) response if it is unwilling or unable to do so. For example, the Request-URI and server host name can disagree in the case of a firewall proxy that handles outgoing calls. This mode of operation is similar to that of HTTP proxies.

SIP servers MAY support Request-URIs with schemes other than "sip", for example the "tel" URI scheme [21]. It MAY translate non-SIP URIs using any mechanism at its disposal, resulting in either a SIP URI or some other scheme.

If a SIP server receives a request with a URI indicating a scheme the server does not understand, the server MUST return a 400 (Bad Request) response. It MUST do this even if the To header field contains a scheme it does understand, since proxies are responsible for processing the Request-URI. (The To field is only of interest to the UAS.)

#### 4.3.1 SIP Version

Both request and response messages include the version of SIP in use, and follow [H3.1] (with HTTP replaced by SIP, and HTTP/1.1 replaced by SIP/2.0) regarding version ordering, compliance requirements, and upgrading of version numbers. To be compliant with this specification, applications sending SIP messages MUST include a SIP-Version of "SIP/2.0".

### 4.4 Option Tags

Option tags are unique identifiers used to designate new options in SIP. These tags are used in Require (Section 6.34), Supported (Section 6.40) and Unsupported (Section 6.43) header fields.

Syntax:

option-tag = token

See Section C for the definition of token. The creator of a new SIP option **MUST** either prefix the option with their reverse domain name or register the new option with the Internet Assigned Numbers Authority (IANA).

An example of a reverse-domain-name option is “com.foo.mynewfeature”, whose inventor can be reached at “foo.com”. For these features, individual organizations are responsible for ensuring that option names do not collide within the same domain. The host name part of the option **MUST** use lower-case; the option name is case-sensitive.

Options registered with IANA do not contain periods and are globally unique. IANA option tags are case-sensitive.

#### 4.4.1 Registering New Option Tags with IANA

When registering a new SIP option, the following information **MUST** be provided:

- Name and description of option. The name **MAY** be of any length, but **SHOULD** be no more than twenty characters long. The name **MUST** consist of alphanum (See Figure 3) characters only;
- A listing of any new SIP header fields, header parameter fields or parameter values defined by this option. A SIP option **MUST NOT** redefine header fields or parameters defined in either RFC 2543, any standards-track extensions to RFC 2543, or other extensions registered through IANA.
- Indication of who has change control over the option (for example, IETF, ISO, ITU-T, other international standardization bodies, a consortium or a particular company or group of companies);
- A reference to a further description, if available, for example (in order of preference) an RFC, a published paper, a patent filing, a technical report, documented source code or a computer manual;
- Contact information (postal and email address).

Registrations should be sent to `iana@iana.org`.

This procedure has been borrowed from RTSP [4] and the RTP AVP [27].

## 5 Response

After receiving and interpreting a request message, the recipient responds with a SIP response message. The response message format is shown below:

```

Response = Status-Line           ; Section 5.1
          *( general-header
            | response-header
            | entity-header )
          CRLF
          [ message-body ]       ; Section 8

```

SIP's structure of responses is similar to [H6], but is defined explicitly here.

## 5.1 Status-Line

The first line of a **Response** message is the **Status-Line**, consisting of the protocol version (Section 4.3.1) followed by a numeric **Status-Code** and its associated textual phrase, with each element separated by SP characters. No CR or LF is allowed except in the final CRLF sequence.

Status-Line = SIP-version SP Status-Code SP Reason-Phrase CRLF

### 5.1.1 Status Codes and Reason Phrases

The **Status-Code** is a 3-digit integer result code that indicates the outcome of the attempt to understand and satisfy the request. The **Reason-Phrase** is intended to give a short textual description of the **Status-Code**. The **Status-Code** is intended for use by automata, whereas the **Reason-Phrase** is intended for the human user. The client is not required to examine or display the **Reason-Phrase**.

Status-Code	=	Informational	;Fig. 4
		Success	;Fig. 4
		Redirection	;Fig. 5
		Client-Error	;Fig. 6
		Server-Error	;Fig. 7
		Global-Failure	;Fig. 8
		extension-code	
extension-code	=	3DIGIT	
Reason-Phrase = * <TEXT-UTF8, excluding CR, LF >			

We provide an overview of the **Status-Code** below, and provide full definitions in Section 7. The first digit of the **Status-Code** defines the class of response. The last two digits do not have any categorization role. SIP/2.0 allows 6 values for the first digit:

- 1xx:** Informational – request received, continuing to process the request;
- 2xx:** Success – the action was successfully received, understood, and accepted;
- 3xx:** Redirection – further action needs to be taken in order to complete the request;
- 4xx:** Client Error – the request contains bad syntax or cannot be fulfilled at this server;
- 5xx:** Server Error – the server failed to fulfill an apparently valid request;
- 6xx:** Global Failure – the request cannot be fulfilled at any server.

Figures 4 through 8 present the individual values of the numeric response codes, and an example set of corresponding reason phrases for SIP/2.0. These reason phrases are only recommended; they may be replaced by local equivalents without affecting the protocol. Note that SIP adopts many HTTP/1.1 response codes. SIP/2.0 adds response codes in the range starting at x80 to avoid conflicts with newly defined HTTP response codes, and adds a new class, 6xx, of response codes.

SIP response codes are extensible. SIP applications are not required to understand the meaning of all registered response codes, though such understanding is obviously desirable. However, applications **MUST**



Informational	=	"100"	; Trying
		"180"	; Ringing
		"181"	; Call Is Being Forwarded
		"182"	; Queued
		"183"	; Session Progress
Success	=	"200"	; OK

Figure 4: Informational and success status codes

Redirection	=	"300"	; Multiple Choices
		"301"	; Moved Permanently
		"302"	; Moved Temporarily
		"305"	; Use Proxy
		"380"	; Alternative Service

Figure 5: Redirection status codes

understand the class of any response code, as indicated by the first digit, and treat any unrecognized response as being equivalent to the x00 response code of that class, with the exception that an unrecognized response MUST NOT be cached. For example, if a client receives an unrecognized response code of 431, it can safely assume that there was something wrong with its request and treat the response as if it had received a 400 (Bad Request) response code. In such cases, user agents SHOULD present to the user the message body returned with the response, since that message body is likely to include human-readable information which will explain the unusual status.

## 6 Header Field Definitions

SIP header fields are similar to HTTP header fields in both syntax and semantics. In particular, SIP header fields follow the syntax for message-header as described in [H4.2]. The rules for extending header fields over multiple lines, and use of multiple message-header fields with the same field-name, described in [H4.2] also apply to SIP. The rules in [H4.2] regarding ordering of header fields apply to SIP, with the exception of *Via* fields, see below, whose order matters. Additionally, if authentication is used, the rules in Section 13.2 apply. Proxies SHOULD NOT reorder header fields. Proxies add *Via* header fields and MAY add other hop-by-hop header fields. They can modify certain header fields, such as *Max-Forwards* (Section 6.26) and “fix up” the *Via* header fields with “received” parameters as described in Section 6.45.1. Proxies MUST NOT alter any fields that are authenticated (see Section 13.2).

The header fields required, optional and not applicable for each method are listed in Table 4 and Table 5. The table uses “o” to indicate optional, “m” mandatory and “-” for not applicable. A “\*” indicates that the header fields are needed only if message body is not empty. See sections 6.17, 6.18 and 8 for details.

The “where” column describes the request and response types with which the header field can be used. “R” refers to header fields that can be used in requests (that is, request and general header fields). “r” designates a response or general-header field as applicable to all responses, while a list of numeric values indicates the status codes with which the header field can be used. “g” and “e” designate general (Section 6.1) and

Client-Error = "400" ; Bad Request  
| "401" ; Unauthorized  
| "402" ; Payment Required  
| "403" ; Forbidden  
| "404" ; Not Found  
| "405" ; Method Not Allowed  
| "406" ; Not Acceptable  
| "407" ; Proxy Authentication Required  
| "408" ; Request Timeout  
| "409" ; Conflict  
| "410" ; Gone  
| "411" ; Length Required  
| "413" ; Request Entity Too Large  
| "414" ; Request-URI Too Large  
| "415" ; Unsupported Media Type  
| "420" ; Bad Extension  
| "480" ; Temporarily not available  
| "481" ; Call Leg/Transaction Does Not Exist  
| "482" ; Loop Detected  
| "483" ; Too Many Hops  
| "484" ; Address Incomplete  
| "485" ; Ambiguous  
| "486" ; Busy Here  
| "487" ; Request Cancelled

Figure 6: Client error status codes

Server-Error = "500" ; Internal Server Error  
| "501" ; Not Implemented  
| "502" ; Bad Gateway  
| "503" ; Service Unavailable  
| "504" ; Gateway Time-out  
| "505" ; SIP Version not supported

Figure 7: Server error status codes

Global-Failure = "600" ; Busy Everywhere  
| "603" ; Decline  
| "604" ; Does not exist anywhere  
| "606" ; Not Acceptable

Figure 8: Global failure status codes

entity header (Section 6.2) fields, respectively. If a header field is marked “c”, it is copied from the request to the response.

The “enc.” column describes whether this message header field MAY be encrypted end-to-end. A “n” designates fields that MUST NOT be encrypted, while “c” designates fields that SHOULD be encrypted if encryption is used.

The “e-e” column has a value of “e” for end-to-end and a value of “h” for hop-by-hop header fields.

	where	enc.	e-e	ACK	BYE	CAN	INV	OPT	REG
Accept	R		e	-	o	o	o	o	o
Accept	415		e	-	o	o	o	o	o
Accept	r		e	-	-	-	o	o	o
Accept-Encoding	R		e	-	o	o	o	o	o
Accept-Encoding	415		e	-	o	o	o	o	o
Accept-Language	R		e	-	o	o	o	o	o
Accept-Language	415		e	-	o	o	o	o	o
Allow	200		e	-	-	-	o	o	o
Allow	405		e	m	m	m	m	m	m
Authorization	R		e	o	o	o	o	o	o
Authorization	r		e	o	o	o	o	o	o
Call-ID	gc	n	e	m	m	m	m	m	m
Contact	R		e	o	-	-	o	o	o
Contact	1xx		e	-	-	-	o	o	-
Contact	2xx		e	-	-	-	o	o	o
Contact	3xx		e	-	o	-	o	o	o
Contact	485		e	-	o	-	o	o	o
Content-Disposition	e		e	o	o	-	o	o	o
Content-Encoding	e		e	o	o	-	o	o	o
Content-Language	e		e	m	m	m	m	m	m
Content-Length	e		e	m	m	m	m	m	m
Content-Type	e		e	*	*	-	*	*	*
CSeq	gc	n	e	m	m	m	m	m	m
Date	g		e	o	o	o	o	o	o
Encryption	g	n	e	o	o	o	o	o	o
Expires	g		e	-	-	-	o	-	o
From	gc	n	e	m	m	m	m	m	m
Hide	R	n	h	o	o	o	o	o	o
In-Reply-To	R	e	e	-	-	-	o	-	-
Max-Forwards	R	n	e	o	o	o	o	o	o
MIME-Version	g	n	e	o	o	o	o	o	o
Organization	g	c	h	-	-	-	o	o	o

Table 4: Summary of header fields, A–O

Other header fields can be added as required; a server MUST ignore header fields not defined in this specification that it does not understand. A proxy MUST NOT remove or modify header fields not defined

	where	enc.	e-e	ACK	BYE	CAN	INV	OPT	REG
Priority	R	c	e	-	-	-	o	-	-
Proxy-Authenticate	401,407	n	h	o	o	o	o	o	o
Proxy-Authorization	R	n	h	o	o	o	o	o	o
Proxy-Require	R	n	h	o	o	o	o	o	o
Record-Route	R		h	o	o	o	o	o	o
Record-Route	2xx,401,484		h	o	o	o	o	o	o
Require	g		e	o	o	o	o	o	o
Response-Key	R	c	e	-	o	o	o	o	o
Retry-After	R	c	e	-	-	-	-	-	o
Retry-After	404,413,480,486	c	e	o	o	o	o	o	o
	500,503	c	e	o	o	o	o	o	o
	600,603	c	e	o	o	o	o	o	o
Route	R		h	o	o	o	o	o	o
Server	r	c	e	o	o	o	o	o	o
Subject	R	c	e	-	-	-	o	-	-
Supported	g	c	e	-	o	o	o	o	o
Timestamp	g		e	o	o	o	o	o	o
To	gc(1)	n	e	m	m	m	m	m	m
Unsupported	R		e	o	o	o	o	o	o
Unsupported	420		e	o	o	o	o	o	o
User-Agent	g	c	e	o	o	o	o	o	o
Via	gc(2)	n	e	m	m	m	m	m	m
Warning	r		e	o	o	o	o	o	o
WWW-Authenticate	R	c	e	o	o	o	o	o	o
WWW-Authenticate	401	c	e	o	o	o	o	o	o

Table 5: Summary of header fields, P–Z; (1): copied with possible addition of tag; (2): UAS removes first Via header field

in this specification that it does not understand. A compact form of these header fields is also defined in Section 9 for use over UDP when the request has to fit into a single packet and size is an issue.

Table 6 in Appendix A lists those header fields that different client and server types MUST be able to parse.

## 6.1 General Header Fields

General header fields apply to both request and response messages. The “general-header” field names can be extended reliably only in combination with a change in the protocol version. However, new or experimental header fields MAY be given the semantics of general header fields if all parties in the communication recognize them to be “general-header” fields. Unrecognized header fields are treated as “entity-header” fields.

## 6.2 Entity Header Fields

The “entity-header” fields define meta-information about the message-body or, if no body is present, about the resource identified by the request. The term “entity header” is an HTTP 1.1 term where the response body can contain a transformed version of the message body. The original message body is referred to as the “entity”. We retain the same terminology for header fields but usually refer to the “message body” rather than the entity as the two are the same in SIP.

## 6.3 Request Header Fields

The “request-header” fields allow the client to pass additional information about the request, and about the client itself, to the server. These fields act as request modifiers, with semantics equivalent to the parameters of a programming language method invocation.

The “request-header” field names can be extended reliably only in combination with a change in the protocol version. However, new or experimental header fields *MAY* be given the semantics of “request-header” fields if all parties in the communication recognize them to be request-header fields. Unrecognized header fields are treated as “entity-header” fields.

## 6.4 Response Header Fields

The “response-header” fields allow the server to pass additional information about the response which cannot be placed in the Status-Line. These header fields give information about the server and about further access to the resource identified by the Request-URI.

Response-header field names can be extended reliably only in combination with a change in the protocol version. However, new or experimental header fields *MAY* be given the semantics of “response-header” fields if all parties in the communication recognize them to be “response-header” fields. Unrecognized header fields are treated as “entity-header” fields.

## 6.5 End-to-end and Hop-by-hop Headers

End-to-end headers *MUST* be transmitted unmodified across all proxies, while hop-by-hop headers *MAY* be modified or added by proxies.

## 6.6 Header Field Format

Header fields (“general-header”, “request-header”, “response-header”, and “entity-header”) follow the same generic header format as that given in Section 3.1 of RFC 822 [25]. Each header field consists of a name followed by a colon (“:”) and the field value. Field names are case-insensitive. The field value *MAY* be preceded by any amount of leading white space (LWS), though a single space (SP) is preferred. Header fields can be extended over multiple lines by preceding each extra line with at least one SP or horizontal tab (HT). Applications *MUST* follow HTTP “common form” when generating these constructs, since there might exist some implementations that fail to accept anything beyond the common forms.

```
message-header = field-name ":" [ field-value ] CRLF
field-name     = token
field-value    = *( field-content | LWS )
field-content  = <the OCTETs making up the field-value
                and consisting of either *TEXT-UTF8
                or combinations of token,
                separators, and quoted-string>
```

The relative order of header fields with different field names is not significant. Multiple header fields with the same field-name may be present in a message if and only if the entire field-value for that header field is defined as a comma-separated list (i.e., #(values)). It MUST be possible to combine the multiple header fields into one "field-name: field-value" pair, without changing the semantics of the message, by appending each subsequent field-value to the first, each separated by a comma. The order in which header fields with the same field-name are received is therefore significant to the interpretation of the combined field value, and thus a proxy MUST NOT change the order of these field values when a message is forwarded.

Unless otherwise noted, comparisons are case-sensitive. However, any parameters preceded by semicolons are case-insensitive, while any quoted string literals are compared taken case into consideration.

The Contact, From and To header fields contain a URL. If the URL contains a comma, question mark or semicolon, the URL MUST be enclosed in angle brackets (< and >). Any URL parameters are contained within these brackets. If the URL is not enclosed in angle brackets, any semicolon-delimited parameters are header-parameters, not URL parameters.

## 6.7 Accept

The Accept header follows the syntax defined in [H14.1]. The semantics are also identical, with the exception that if no Accept header is present, the server SHOULD assume a default value of application/sdp.

As a request-header field, it is used only with those methods that take message bodies. In a 415 (Unsupported Media Type) response, it indicates which content types are acceptable in requests. In 200 (OK) responses for INVITE, it lists the content types acceptable for future requests in this call.

Example:

```
Accept: application/sdp;level=1, application/x-private, text/html
```

## 6.8 Accept-Encoding

The Accept-Encoding request-header field is similar to Accept, but restricts the content-codings [H3.4.1] that are acceptable in the response. See [H14.3]. The syntax of this header is defined in [H14.3]. The semantics in SIP are identical to those defined in [H14.3].

Note: An empty Accept-Encoding header field is permissible, even though the syntax in [H14.3] does not provide for it. It is equivalent to Accept-Encoding: identity, i.e., only the identity encoding, meaning no encoding, is permissible.

If no Accept-Encoding header field is present in a request, the server MUST use the "identity" encoding.

HTTP/1.1 [H14.3] states that the server SHOULD use the "identity" encoding unless it has additional information about the capabilities of the client. This is needed for backwards-compatibility with old HTTP clients and does not affect SIP.

## 6.9 Accept-Language

The **Accept-Language** header follows the syntax defined in [H14.4]. The rules for ordering the languages based on the *q* parameter apply to SIP as well. When used in SIP, the **Accept-Language** request-header field can be used to allow the client to indicate to the server in which language it would prefer to receive reason phrases, session descriptions or status responses carried as message bodies. A proxy **MAY** use this field to help select the destination for the call, for example, a human operator conversant in a language spoken by the caller.

Example:

```
Accept-Language: da, en-gb;q=0.8, en;q=0.7
```

## 6.10 Allow

The **Allow** entity-header field lists the set of methods supported by the resource identified by the Request-URI. The purpose of this field is strictly to inform the recipient of valid methods associated with the resource. An **Allow** header field **MUST** be present in a 405 (Method Not Allowed) response, **SHOULD** be present in an **OPTIONS** response **SHOULD** be present in the 200 (OK) response to the initial **INVITE** for a call and **MAY** be present in final responses for other methods.

Supplying an **Allow** header in responses to methods other than **OPTIONS** cuts down on the number of messages needed.

```
Allow = "Allow" ":" 1#Method
```

## 6.11 Authorization

A user agent that wishes to authenticate itself with a UAS or registrar – usually, but not necessarily, after receiving a 401 response – **MAY** do so by including an **Authorization** request-header field with the request. The **Authorization** field value consists of credentials containing the authentication information of the user agent for the realm of the resource being requested.

Section 13.2 overviews the use of the **Authorization** header, and section 15 describes the syntax and semantics when used with PGP based authentication.

## 6.12 Call-ID

The **Call-ID** general-header field uniquely identifies a particular invitation or all registrations of a particular client. Note that a single multimedia conference can give rise to several calls with different **Call-IDs**, e.g., if a user invites a single individual several times to the same (long-running) conference.

For an **INVITE** request, a callee user agent server **SHOULD NOT** alert the user if the user has responded previously to the **Call-ID** in the **INVITE** request. If the user is already a member of the conference and the conference parameters contained in the session description have not changed, a callee user agent server **MAY** silently accept the call, regardless of the **Call-ID**. An invitation for an existing **Call-ID** or session can change the parameters of the conference. A client application **MAY** decide to simply indicate to the user that the conference parameters have been changed and accept the invitation automatically or it **MAY** require user confirmation.

A user may be invited to the same conference or call using several different Call-IDs. If desired, the client MAY use identifiers within the session description to detect this duplication. For example, SDP contains a session id and version number in the origin (O) field.

The REGISTER and OPTIONS methods use the Call-ID value (in addition to the CSeq value) to unambiguously match requests and responses. All REGISTER requests issued by a single client SHOULD use the same Call-ID, at least within the same boot cycle. For these requests, it makes no difference whether the Call-ID value matches an existing call or not.

Since the Call-ID is generated by and for SIP, there is no reason to deal with the complexity of URL-encoding and case-ignoring string comparison.

```
callid    = token [ "@" token ]
Call-ID   = ( "Call-ID" | "i" ) ":" callid
```

The callid MUST be a globally unique identifier and MUST NOT be reused for later calls. Use of cryptographically random identifiers [28] is RECOMMENDED. Implementations MAY use the form "localid@host". Call-IDs are case-sensitive and are simply compared byte-by-byte.

Using cryptographically random identifiers provides some protection against session hijacking. Call-ID, To and From are needed to identify a *call leg*. The distinction between call and call leg matters in calls with third-party control.

For systems which have tight bandwidth constraints, many of the mandatory SIP headers have a compact form, as discussed in Section 9. These are alternate names for the headers which occupy less space in the message. In the case of Call-ID, the compact form is *i*.

For example, both of the following are valid:

```
Call-ID: f81d4fae-7dec-11d0-a765-00a0c91e6bf6@foo.bar.com
```

or

```
i:f81d4fae-7dec-11d0-a765-00a0c91e6bf6@foo.bar.com
```

### 6.13 Contact

The Contact general-header field can appear in INVITE, OPTIONS, ACK, and REGISTER requests, and in 1xx, 2xx, 3xx, and 485 responses. In general, it provides a URL where the user can be reached for further communications.

In some of the cases below, the client uses information from the Contact header field in Request-URI of future requests. In these cases, the client copies all but the "method-param" and "header" elements of the addr-spec part of the Contact header field into the Request-URI of the request. It uses the "header" parameters to create headers for the request, replacing any default headers normally used. Unless the client is configured to use a default proxy for all outgoing requests, it then directs the request to the address specified by the "maddr" and "port" parameters, using the transport protocol given in the "transport" parameter. If "maddr" is a multicast address, the value of "ttl" is used as the time-to-live value.

**INVITE, OPTIONS and ACK requests:** INVITE requests MUST and ACK requests MAY contain Contact headers indicating from which location the request is originating. The URL in the Contact header field is then used by subsequent requests from the callee. For OPTIONS, Contact provides a hint where future SIP requests can be sent or the user can be contacted via non-SIP means.



This allows the callee to send future requests, such as BYE, directly to the caller instead of through a series of proxies. The *Via* header is not sufficient since the desired address may be that of a proxy.

**INVITE 1xx responses:** A UAS sending a provisional response (1xx) MAY insert a *Contact* response header. It has the same semantics in a 1xx response as a 2xx INVITE response. Note that CANCEL requests MUST NOT be sent to that address, but rather follow the same path as the original request.

**INVITE and OPTIONS 2xx responses:** A user agent server sending a definitive, positive response (2xx) MUST insert a *Contact* response header field indicating the SIP address under which it is reachable most directly for future SIP requests, such as ACK, within the same Call-ID. The *Contact* header field contains the address of the server itself or that of a proxy, e.g., if the host is behind a firewall. The value of this *Contact* header is copied into the *Request-URI* of subsequent requests for this call if the response did not also contain a *Record-Route* header. If the response also contains a *Record-Route* header field, the address in the *Contact* header field is added as the last item in the *Route* header field. See Section 6.33 for details.

If a UA supports both UDP and TCP, it SHOULD NOT indicate a transport parameter in the URI.

The *Contact* value SHOULD NOT be cached across calls, as it may not represent the most desirable location for a particular destination address.

**REGISTER requests:** REGISTER requests MAY contain a *Contact* header field indicating at which locations the user is reachable. The REGISTER request defines a wildcard *Contact* field, "\*", which MUST only be used with *Expires*: 0 to remove all registrations for a particular user. An optional "expires" parameter indicates the desired expiration time of the registration. If a *Contact* entry does not have an "expires" parameter, the *Expires* header field is used as the default value. If neither of these mechanisms is used, SIP URIs are assumed to expire after one hour. Other URI schemes have no expiration times.

**REGISTER 2xx responses:** A REGISTER response MAY return all locations at which the user is currently reachable. An optional "expires" parameter indicates the expiration time of the registration. If a *Contact* entry does not have an "expires" parameter, the value of the *Expires* header field indicates the expiration time. If neither mechanism is used, the expiration time specified in the request, explicitly or by default, is used.

**3xx and 485 responses:** The *Contact* response-header field can be used with a 3xx or 485 (Ambiguous) response codes to indicate one or more alternate addresses to try. It can appear in responses to BYE, INVITE and OPTIONS methods. The *Contact* header field contains URIs giving the new locations or user names to try, or may simply specify additional transport parameters. A 300 (Multiple Choices), 301 (Moved Permanently), 302 (Moved Temporarily) or 485 (Ambiguous) response SHOULD contain a *Contact* field containing URIs of new addresses to be tried. A 301 or 302 response may also give the same location and username that was being tried but specify additional transport parameters such as a different server or multicast address to try or a change of SIP transport from UDP to TCP or vice versa. The client copies information from the *Contact* header field into the *Request-URI* as described above.

**4xx, 5xx and 6xx responses:** The *Contact* response-header field can be used with a 4xx, 5xx or 6xx response to indicate the location where additional information about the error can be found.

Note that the **Contact** header field MAY also refer to a different entity than the one originally called. For example, a SIP call connected to GSTN gateway may need to deliver a special information announcement such as "The number you have dialed has been changed."

A **Contact** response header field can contain any suitable URI indicating where the called party can be reached, not limited to SIP URLs. For example, it could contain URL's for phones, fax, or irc (if they were defined) or a mailto: (RFC 2368, [29]) URL.

The following parameters are defined. Additional parameters may be defined in other specifications.

**q:** The "qvalue" indicates the relative preference among the locations given. "qvalue" values are decimal numbers from 0 to 1, with higher values indicating higher preference.

**action:** The "action" parameter is used only when registering with the REGISTER request. It indicates whether the client wishes that the server proxy or redirect future requests intended for the client. If this parameter is not specified the action taken depends on server configuration. In its response, the registrar SHOULD indicate the mode used. This parameter is ignored for other requests.

**expires:** The "expires" parameter indicates how long the URI is valid. The parameter is either a number indicating seconds or a quoted string containing a SIP-date. If this parameter is not provided, the value of the Expires header field determines how long the URI is valid. Implementations MAY treat values larger than 2\*\*32-1 (4294967295 seconds or 136 years) as equivalent to 2\*\*32-1.

```

Contact      = ( "Contact" | "m" ) ":"
              ("*" | (1# (( name-addr | addr-spec )
              [ *( ";" contact-params ) ] )))
name-addr    = [ display-name ] "<" addr-spec ">"
addr-spec    = SIP-URL | URI
display-name = *token | quoted-string
contact-params = "q"           "="  qvalue
              | "action"      "="  "proxy" | "redirect"
              | "expires"     "="  delta-seconds | "<"> SIP-date "<">
              | contact-extension
contact-extension = token      [ "=" ( token | quoted-string ) ]

```

Even if the "display-name" is empty, the "name-addr" form MUST be used if the "addr-spec" contains a comma, semicolon or question mark. Note that there may or may not be LWS between the display-name and the "<".

The **Contact** header field fulfills functionality similar to the **Location** header field in HTTP. However, the HTTP header only allows one address, unquoted. Since URIs can contain commas and semicolons as reserved characters, they can be mistaken for header or parameter delimiters, respectively. The current syntax corresponds to that for the **To** and **From** header, which also allows the use of display names.

Example:

```

Contact: "Mr. Watson" <sip:watson@worchester.bell-telephone.com>
        ;q=0.7; expires=3600,
        "Mr. Watson" <mailto:watson@bell-telephone.com> ;q=0.1

```

## 6.14 Content-Disposition

```

Content-Disposition = "Content-Disposition" ":"
                    disposition-type *(";" disposition-parm)
disposition-type   = "render" | "session" | extension-token
disposition-parm   = handling-parm | parameter
handling-parm      = "handling" "=" ( "optional" | "required" )

```

The **Content-Disposition** header field describes how the message body or, in the case of multipart messages, a message body part is to be interpreted by the UAC or UAS. The SIP header extends the MIME **Content-Type** (RFC 1806 [30]).

The value "session" indicates that the body part describes a session. The value "render" indicates that the body part should be displayed or otherwise rendered to the user. For backward-compatibility, message bodies in requests and 2xx responses are assumed to have the value "session", while those in other responses have the value "render".

The handling parameter, **handling-parm**, describes how the UAS should react if it receives a message body whose content type or disposition type it does not understand. If the parameter has the value "optional", the UAS **MUST** ignore the message body; if it has the value "required", the UAS **MUST** return 415 (Unsupported Media Type).

## 6.15 Content-Encoding

```

Content-Encoding = ( "Content-Encoding" | "e" ) ":"
                  1#content-coding

```

The **Content-Encoding** entity-header field is used as a modifier to the "media-type". When present, its value indicates what additional content codings have been applied to the entity-body, and thus what decoding mechanisms **MUST** be applied in order to obtain the media-type referenced by the **Content-Type** header field. **Content-Encoding** is primarily used to allow a body to be compressed without losing the identity of its underlying media type.

If multiple encodings have been applied to an entity, the content codings **MUST** be listed in the order in which they were applied.

All content-coding values are case-insensitive. The Internet Assigned Numbers Authority (IANA) acts as a registry for content-coding value tokens. See [3.5] for a definition of the syntax for **content-coding**.

Clients **MAY** apply content encodings to the body in requests. If the server is not capable of decoding the body, or does not recognize any of the content-coding values, it **MUST** send a 415 "Unsupported Media Type" response, listing acceptable encodings in the **Accept-Encoding** header. A server **MAY** apply content encodings to the bodies in responses. The server **MUST** only use encodings listed in the **Accept-Encoding** header in the request.

## 6.16 Content-Language

See [H14.12].

## 6.17 Content-Length

The **Content-Length** entity-header field indicates the size of the message-body, in decimal number of octets, sent to the recipient.

Content-Length = ( "Content-Length" | "l" ) ":" 1\*DIGIT

An example is

```
Content-Length: 3495
```

Applications SHOULD use this field to indicate the size of the message-body to be transferred, regardless of the media type of the entity. Any Content-Length greater than or equal to zero is a valid value. If no body is present in a message, then the Content-Length header field MUST be set to zero. If a server receives a UDP request without Content-Length, it MUST assume that the request encompasses the remainder of the packet. If a server receives a UDP request with a Content-Length, but the value is larger than the size of the body sent in the request, the client SHOULD generate a 400 class response. If there is additional data in the UDP packet after the last byte of the body has been read, the server MUST treat the remaining data as a separate message. This allows several messages to be placed in a single UDP packet.

If a response does not contain a Content-Length, the client assumes that it encompasses the remainder of the UDP packet or the data until the TCP connection is closed, as applicable. Section 8 describes how to determine the length of the message body.

The ability to omit Content-Length simplifies the creation of cgi-like scripts that dynamically generate responses.

## 6.18 Content-Type

The Content-Type entity-header field indicates the media type of the message-body sent to the recipient. The "media-type" element is defined in [H3.7].

Content-Type = ( "Content-Type" | "c" ) ":" media-type

Examples of this header field are

```
Content-Type: application/sdp
Content-Type: text/html; charset=ISO-8859-4
```

## 6.19 CSeq

Clients MUST add the CSeq (command sequence) general-header field to every request. A CSeq header field in a request contains the request method and a single decimal sequence number chosen by the requesting client, unique within a single call leg. The sequence number MUST be expressible as a 32-bit unsigned integer. The initial value of the sequence number is arbitrary, but MUST be less than 2\*\*31. Consecutive requests that differ in request method, headers or body, but have the same Call-ID MUST contain strictly monotonically increasing and contiguous sequence numbers; sequence numbers do not wrap around. Re-transmissions of the same request carry the same sequence number, but an INVITE with a different message body or different header fields (a "re-invitation") acquires a new, higher sequence number. A server MUST echo the CSeq value from the request in its response. If the Method value is missing in the received CSeq header field, the server fills it in appropriately.

The ACK and CANCEL requests MUST contain the same CSeq value as the INVITE request that it refers to, while a BYE request cancelling an invitation MUST have a higher sequence number. A BYE request with a CSeq that is not higher should cause a 400 response to be generated.

A user agent server **MUST** remember the highest sequence number for any **INVITE** request with the same **Call-ID** value. The server **MUST** respond to, and then discard, any **INVITE** request with a lower sequence number.

All requests spawned in a parallel search have the same **CSeq** value as the request triggering the parallel search.

**CSeq** = "CSeq" ":" 1\*DIGIT Method

Strictly speaking, **CSeq** header fields are needed for any SIP request that can be cancelled by a **BYE** or **CANCEL** request or where a client can issue several requests for the same **Call-ID** in close succession. Without a sequence number, the response to an **INVITE** could be mistaken for the response to the cancellation (**BYE** or **CANCEL**). Also, if the network duplicates packets or if an **ACK** is delayed until the server has sent an additional response, the client could interpret an old response as the response to a re-invitation issued shortly thereafter. Using **CSeq** also makes it easy for the server to distinguish different versions of an invitation, without comparing the message body.

The **Method** value allows the client to distinguish the response to an **INVITE** request from that of a **CANCEL** response. **CANCEL** requests can be generated by proxies; if they were to increase the sequence number, it might conflict with a later request issued by the user agent for the same call.

With a length of 32 bits, a server could generate, within a single call, one request a second for about 136 years before needing to wrap around. The initial value of the sequence number is chosen so that subsequent requests within the same call will not wrap around. A non-zero initial value allows to use a time-based initial sequence number, if the client desires. A client could, for example, choose the 31 most significant bits of a 32-bit second clock as an initial sequence number.

Forked requests **MUST** have the same **CSeq** as there would be ambiguity otherwise between these forked requests and later **BYE** issued by the client user agent.

Example:

```
CSeq: 4711 INVITE
```

## 6.20 Date

**Date** is a general-header field. Its syntax is:

**Date** = "Date" ":" SIP-date  
**SIP-date** = rfc1123-date

See [H14.18] for a definition of **rfc1123-date**. Note that unlike **HTTP/1.1**, **SIP** only supports the most recent **RFC 1123 [31]** formatting for dates. As in [H3.3], **SIP** restricts the timezone in **SIP-date** to "GMT", while **RFC 1123** allows any timezone.

The consistent use of **GMT** between **Date**, **Expires** and **Retry-After** headers allows implementation of simple clients that do not have a notion of absolute time.

Note that **rfc1123-date** is case-sensitive.

The **Date** header field reflects the time when the request or response is first sent. Thus, retransmissions have the same **Date** header field value as the original.

The **Date** header field can be used by simple end systems without a battery-backed clock to acquire a notion of current time. However, in its **GMT**-form, it requires clients to know their offset from **GMT**.

## 6.21 Encryption

The **Encryption** general-header field specifies that the content has been encrypted. Section 13 describes the overall SIP security architecture and algorithms. This header field is intended for end-to-end encryption of requests and responses. Requests are encrypted based on the public key belonging to the entity named in the **To** header field. Responses are encrypted based on the public key conveyed in the **Response-Key** header field. Note that the public keys themselves may not be used for the encryption. This depends on the particular algorithms used.

For any encrypted message, at least the message body and possibly other message header fields are encrypted. An application receiving a request or response containing an **Encryption** header field decrypts the body and then concatenates the plaintext to the request line and headers of the original message. Message headers in the decrypted part completely replace those with the same field name in the plaintext part. (Note: If only the body of the message is to be encrypted, the body has to be prefixed with **CRLF** to allow proper concatenation.) Note that the request method and **Request-URI** cannot be encrypted.

Encryption only provides privacy; the recipient has no guarantee that the request or response came from the party listed in the **From** message header, only that the sender used the recipient's public key. However, proxies will not be able to modify the request or response.

```

Encryption           = "Encryption" ":" encryption-scheme 1*SP
                       #encryption-params
encryption-scheme    = token
encryption-params    = token [ "=" ( token | quoted-string ) ]

```

The token indicates the form of encryption used; it is described in section 13.

The example in Figure 9 shows a message encrypted with ASCII-armored PGP that was generated by applying "pgp -ea" to the payload to be encrypted.

Since proxies can base their forwarding decision on any combination of SIP header fields, there is no guarantee that an encrypted request "hiding" header fields will reach the same destination as an otherwise identical un-encrypted request.

## 6.22 Expires

The **Expires** entity-header field gives the date and time after which the message content expires.

This header field is currently defined only for the **REGISTER** and **INVITE** methods. For **REGISTER**, it is a request and response-header field. In a **REGISTER** request, the client indicates how long it wishes the registration to be valid. In the response, the server indicates the earliest expiration time of all registrations. The server **MAY** choose a shorter time interval than that requested by the client, but **SHOULD NOT** choose a longer one. If a registration updates an existing registration, the **Expires** value of the most recent registration is used, even if it is shorter than the earlier registration.

For **INVITE** requests, it is a request and response-header field. In a request, the caller can limit the validity of an invitation, for example, if a client wants to limit the time duration of a search or a conference invitation. A user interface **MAY** take this as a hint to leave the invitation window on the screen even if the user is not currently at the workstation. This also limits the duration of a search. If the request expires before the search completes, the proxy returns a 408 (Request Timeout) status. In a 302 (Moved Temporarily) response, a server can advise the client of the maximal duration of the redirection.

```

INVITE sip:watson@boston.bell-telephone.com SIP/2.0
Via: SIP/2.0/UDP 169.130.12.5
From: <sip:a.g.bell@bell-telephone.com>
To: T. A. Watson <sip:watson@bell-telephone.com>
Call-ID: 187602141351@worchester.bell-telephone.com
Cseq: 1 INVITE
Content-Length: 829
Encryption: PGP version=2.6.2,encoding=ascii

```

```

hQEMAXkp5GPd+j5xAQf/ZDIIfGD/PDOMlwayvwdQAKgGgjmZWe+MTy9NEX8O25Red
h0/pyrd/+DV5C2BYs7yzSOSXaj1C/tTK/4do6rtjhP8QA3vbDdVdaFciwEVAcuXs
ODxlNAVqyDi1RqFC28BJIvQ5KfEkPuACKTK7WlRSBc7vNPEA3nyqZGBTwhxRSbIR
RuFEsHSVojdCam4htcqXGnFwD9sksqs6LIyCFaiTAhWtwcCaN437G7mUYzy2KLcA
zPVGq1VQg83b99zPzIxRdlZ+K7+bAnu8Rtu+ohOCMLV3TPXbyp+err1YiThCZHIu
X9dOVj3CMjCP66RSHa/ea0wYTRRNYA/G+kdp8DSUcqYAAAE/hZPX6nFIqk7AVnf6
IpWHUPTelNUJpzUp5Ou+q/5P7ZAsn+cSAuF2YWtVjCf+SQmBR13p2EYYWHox1A2/
GgKADYe4M3JSwOtqwU8zUJF3FIfk7vsxmSqtUQrRQaiIhqNyG7KxJt4YjWnEjF5E
WUIPhvyGFMJaeQXIyGRYZAYvKKklyAJcm29zLACxU5alX4M25lHQd9FR9Zmq6Jed
wbWvia6cAIfsvlZ9JGocmQYF7pcuz5pnczqP+/yvRqFJtDGD/v3s++G2R+ViVYJO
z/lxGUZaM4IWBCf+4DUjNanZM0oxAE28NjaIZ0rrldDQmO8V9FtPKdHxkqA5iJP+
6vGOftilAk4kmEz0vM/Nsv7kkubTFhRl050iJIGr9S1UhenlZv9l6RuXsOY/EwH2
z8X9N4MhMyXEVuC9rt8/AUhmVQ==
=bOW+

```

Figure 9: PGP Encryption Example

Note that the expiration time does *not* affect the duration of the actual session that may result from the invitation. Session description protocols may offer the ability to express time limits on the session duration, however.

The value of this field can be either a **SIP-date** or an integer number of seconds (in decimal), measured from the receipt of the request. The latter approach is preferable for short durations, as it does not depend on clients and servers sharing a synchronized clock. Implementations **MAY** treat values larger than  $2^{32}-1$  (4294967295 or 136 years) as equivalent to  $2^{32}-1$ .

Expires = "Expires" ":" ( SIP-date | delta-seconds )

Two examples of its use are

```

Expires: Thu, 01 Dec 1994 16:00:00 GMT
Expires: 5

```

## 6.23 From

Requests and responses **MUST** contain a **From** general-header field, indicating the initiator of the request. (Note that this may be different from the initiator of the call leg. Requests sent by the callee to the caller

still use the callee's address in the **From** header field.) The **From** field MAY contain the "tag" parameter. The server copies the **From** header field from the request to the response. The optional "display-name" is meant to be rendered by a human-user interface. A system SHOULD use the display name "Anonymous" if the identity of the client is to remain hidden.

The SIP-URL MUST NOT contain the "transport-param", "maddr-param", "ttl-param", or "headers" elements. A server that receives a SIP-URL with these elements ignores them.

Even if the "display-name" is empty, the "name-addr" form MUST be used if the "addr-spec" contains a comma, question mark, or semicolon. Syntax issues are discussed in Section 6.6.

```

From           = ( "From" | "f" ) ":" ( name-addr | addr-spec )
                *( ";" addr-params )
addr-params    = tag-param | addr-extension
tag-param      = "tag=" token
addr-extension = token [ "=" ( token | quoted-string ) ]

```

Examples:

```

From: "A. G. Bell" <sip:agb@bell-telephone.com> ;tag=a48s
From: sip:+12125551212@server.phone2net.com
From: Anonymous <sip:c8oqz84zk7z@privacy.org>

```

The "tag" MAY appear in the **From** field of a request. It MUST be present when it is possible that two instances of a user sharing a SIP address can make call invitations with the same **Call-ID**.

The "tag" value MUST be globally unique and cryptographically random with at least 32 bits of randomness. A single user maintains the same tag throughout the call identified by the **Call-ID**.

For the purpose of identifying call legs, two **From** or **To** header fields are equal if and only if:

- The **addr-spec** component is equal, according to the rules in Section 2.1.
- Any "tag" and **addr-extension** parameters are equal. Parameter names are compared as case-insensitive strings, while the parameter value is compared as a case-sensitive string.

**Call-ID**, **To** and **From** are needed to identify a *call leg*. The distinction between call and call leg matters in calls with multiple responses to a forked request. The format is similar to the equivalent RFC 822 [25] header, but with a URI instead of just an email address.

## 6.24 Hide

A client uses the **Hide** request header field to indicate that it wants the path comprised of the **Via** header fields (Section 6.45) to be hidden from subsequent proxies and user agents. It can take two forms: **Hide: route** and **Hide: hop**. **Hide** header fields are typically added by the client user agent, but MAY be added by any proxy along the path.

If a request contains the "**Hide: route**" header field, all following proxies SHOULD hide their previous hop. If a request contains the "**Hide: hop**" header field, only the next proxy SHOULD hide the previous hop and then remove the **Hide** option unless it also wants to remain anonymous.

A server hides the previous hop by encrypting the "host" (in both **sent-by** and **via-received**), "port", "maddr" parts of the top-most **Via** header field with an algorithm of its choice. Servers SHOULD add



additional “salt” to the “host” and “port” information prior to encryption to prevent malicious downstream proxies from guessing earlier parts of the path based on seeing identical encrypted *Via* headers. Hidden *Via* fields are marked with the “hidden” *Via* option, as described in Section 6.45.

A server that is capable of hiding *Via* headers **MUST** attempt to decrypt all *Via* headers marked as “hidden” to perform loop detection. Servers that are not capable of hiding can ignore hidden *Via* fields in their loop detection algorithm.

If hidden headers were not marked, a proxy would have to decrypt all headers to detect loops, just in case one was encrypted, as the *Hide: hop* option may have been removed along the way.

A client requesting “*Hide: route*” can only rely on keeping the request path private if it sends the request to a trusted proxy. Hiding the route of a SIP request is of limited value if the request results in data packets being exchanged directly between two user agents.

The use of *Hide* header fields is discouraged unless path privacy is truly needed as *Hide* fields impose extra processing costs proxies.

The encryption of *Via* header fields is described in more detail in Section 13.

The *Hide* header field has the following syntax:

$$\text{Hide} = \text{"Hide" ":" ( "route" | "hop" )}$$

## 6.25 In-Reply-To

The *In-Reply-To* request header field enumerates the call-IDs that this call references or returns.

This allows automatic call distribution systems to route return calls to the originator of the first call and allows callees to filter calls, so that only calls that return calls they have originated will be accepted. This field is not a substitute for request authentication.

$$\text{In-Reply-To} = \text{"In-Reply-To" ":" 1\# callid}$$

Example:

*In-Reply-To*: 70710@saturn.bell-tel.com, 17320@saturn.bell-tel.com

## 6.26 Max-Forwards

The *Max-Forwards* request-header field may be used with any SIP method to limit the number of proxies or gateways that can forward the request to the next downstream server. This can also be useful when the client is attempting to trace a request chain which appears to be failing or looping in mid-chain.

$$\text{Max-Forwards} = \text{"Max-Forwards" ":" 1*\text{DIGIT}}$$

The *Max-Forwards* value is a decimal integer indicating the remaining number of times this request message is allowed to be forwarded.

Each proxy or gateway recipient of a request containing a *Max-Forwards* header field **MUST** check and update its value prior to forwarding the request. If the received value is zero (0), the recipient **MUST NOT**

forward the request. Instead, for the **OPTIONS** and **REGISTER** methods, it **MUST** respond as the final recipient. For all other methods, the server returns 483 (Too many hops).

If the received **Max-Forwards** value is greater than zero, then the forwarded message **MUST** contain an updated **Max-Forwards** field with a value decremented by one (1).

Example:

```
Max-Forwards: 6
```

## 6.27 MIME-Version

See [H19.4.1].

## 6.28 Organization

The **Organization** general-header field conveys the name of the organization to which the entity issuing the request or response belongs. It **MAY** also be inserted by proxies at the boundary of an organization.

The field **MAY** be used by client software to filter calls.

```
Organization = "Organization" ":" TEXT-UTF8-TRIM
```

## 6.29 Priority

The **Priority** request-header field indicates the urgency of the request as perceived by the client.

```
Priority      = "Priority" ":" priority-value
priority-value = "emergency" | "urgent" | "normal"
               | "non-urgent"
```

It is **RECOMMENDED** that the value of “emergency” only be used when life, limb or property are in imminent danger.

Examples:

```
Subject: A tornado is heading our way!
Priority: emergency
```

```
Subject: Weekend plans
Priority: non-urgent
```

These are the values of RFC 2076 [32], with the addition of “emergency”.

## 6.30 Proxy-Authenticate

The **Proxy-Authenticate** response-header field **MUST** be included as part of a 407 (Proxy Authentication Required) response. It may also occur in a 401 (Unauthorized) response if the request was forked. The field value consists of a challenge that indicates the authentication scheme and parameters applicable to the proxy for this **Request-URI**.

Unlike its usage within HTTP, the **Proxy-Authenticate** header **MUST** be passed upstream in the response to the UAC. In SIP, only UAC's can authenticate themselves to proxies.

The syntax for this header is defined in [H14.33]. See 14 for further details on its usage.

A client **SHOULD** cache the credentials used for a particular proxy server and realm for the next request to that server. Credentials are, in general, valid for a specific value of the **Request-URI** at a particular proxy server. If a client contacts a proxy server that has required authentication in the past, but the client does not have credentials for the particular **Request-URI**, it **MAY** attempt to use the most-recently used credential. The server responds with 401 (Unauthorized) if the client guessed wrong.

This suggested caching behavior is motivated by proxies restricting phone calls to authenticated users. It seems likely that in most cases, all destinations require the same password. Note that end-to-end authentication is likely to be destination-specific.

## 6.31 Proxy-Authorization

The **Proxy-Authorization** request-header field allows the client to identify itself (or its user) to a proxy which requires authentication. The **Proxy-Authorization** field value consists of credentials containing the authentication information of the user agent for the proxy and/or realm of the resource being requested.

Unlike **Authorization**, the **Proxy-Authorization** header field applies only to the next outbound proxy that demanded authentication using the **Proxy-Authenticate** field. When multiple proxies are used in a chain, the **Proxy-Authorization** header field is consumed by the first outbound proxy that was expecting to receive credentials. A proxy **MAY** relay the credentials from the client request to the next proxy if that is the mechanism by which the proxies cooperatively authenticate a given request.

See [H14.34] for a definition of the syntax, and section 14 for a discussion of its usage.

## 6.32 Proxy-Require

The **Proxy-Require** header field is used to indicate proxy-sensitive features that **MUST** be supported by the proxy. Any **Proxy-Require** header field features that are not supported by the proxy **MUST** be negatively acknowledged by the proxy to the client if not supported. Proxy servers treat this field identically to the **Require** field.

See Section 6.34 for more details on the mechanics of this message and a usage example.

## 6.33 Record-Route

### 6.33.1 Operation

The **Record-Route** request and response header field is added to a request by any proxy that insists on being in the path of subsequent requests for the same call leg. A proxy **SHOULD** add it to any request for robustness, but a request route, once established, persists until the end of the call leg, regardless of whether the **Record-Route** header is present in subsequent requests.

The **Record-Route** header field contains a globally reachable **Request-URI** that identifies the proxy server, including an address parameter that identifies its location. Each such proxy server adds the **Request-URI** of the incoming request to the *beginning* of the list. Requests between both user agents involved in the call leg, in either direction, traverse this route.

Some proxies, such as those controlling firewalls or in an automatic call distribution (ACD) system, need to maintain call state and thus need to receive any **BYE**, **re-INVITE** and **ACK** packets for the call. Note that proxy

servers have to add **Record-Route** headers to each request as long as they want to be “visited” by the next request for the call leg.

Proxies **MUST** include an **maddr** parameter in the URI in the **Record-Route** header, but **MUST NOT** include a **transport** parameter.

If it is important that all requests go to the same host, server administrators are advised to be careful in selecting the appropriate name or address to ensure that name resolution does indeed resolve to the same host. For example, a domain name having an SRV record may resolve to a different network addresses on each attempt. Inclusion of, say, a TCP transport parameter may prevent a UA that supports only UDP but reached the proxy inserting the **Record-Route** via another proxy from reaching this proxy.

The UAS copies the **Record-Route** request header field unchanged into the response. (**Record-Route** is only relevant for 2xx responses and responses where the server can expect the client to retry for the same **Call-Id**, as in 401 (Unauthorized) or 484 (Address Incomplete).)

### 6.33.2 Construction of Route Header

Once a proxy *P* inserts a **Record-Route** header in a request from UA *A* to UA *B*, *all* subsequent requests from *A* to *B* and from *B* to *A* visit *P*.

A UA builds the **Route** header field for subsequent requests from the **Record-Route** header fields received in either a response or a request.

If a UAC finds a **Record-Route** header in a response, it copies it into **Route** header fields of all subsequent requests within the same call leg, *reversing* the order of fields, so that the first entry is the server closest to the UAC. If the response contained a **Contact** header field, the user agent adds its content as the last **Route** header.

If a UA find a **Record-Route** header in a request, it copies the **Record-Route maddr** parameters only, maintaining their ordering, to the **Route** header field of future requests. Since the URIs contained in the **Record-Route** header fields are not useful for the reverse request path, the UA fills all other components of the **Route name-addr** value with the originating **name-addr** value.

The *originating name-addr* is the **name-addr** value found in the **Contact** header of the request or the **From** header field, if there is no **Contact** header field.

If the request featured a **Contact** header field, the **Contact** header value is appended to the **Route** header list.

### 6.33.3 Request Destination

Unless this would cause a loop, any client, including the UAC, **SHOULD** send the next request for this call leg to the first **Request-URI** in the **Route** request header field. A client **MAY** forward the request to a designated proxy instead, for example, if it lacks DNS resolution capability. If a client uses the first **Route** entry to route the request, it removes it.

### 6.33.4 Syntax

The **Record-Route** header field has the following syntax:

```
Record-Route = "Record-Route" ":" 1# name-addr [ rr-extension]
rr-extension = token [ "=" ( token | quoted-string ) ]
```

Proxy servers **MUST** include their address in a “**maddr**” URL parameter to ensure that subsequent requests are guaranteed to reach exactly the same server.

### 6.33.5 Example

Example for a request where the proxy servers `ieee.org` and `bell-telephone.com`, in that order, insist on being part of subsequent request paths:

```
Record-Route: <sip:a.g.bell@bell-telephone.com;maddr=s.bell-telephone.com>,
               <sip:a.bell@ieee.org;maddr=199.172.136.40>
```

## 6.34 Require

The **Require** general-header field is used by clients to tell user agent servers about options that the client expects the server to support in order to properly process the request. If a server does not understand the option, it **MUST** respond by returning status code 420 (Bad Extension) and list those options it does not understand in the **Unsupported** header.

```
Require = "Require" ":" 1#option-tag
```

Example:

```
C->S:  INVITE sip:watson@bell-telephone.com SIP/2.0
       Require: com.example.billing
       Payment: sheep_skins, conch_shells

S->C:  SIP/2.0 420 Bad Extension
       Unsupported: com.example.billing
```

This is to make sure that the client-server interaction will proceed without delay when all options are understood by both sides, and only slow down if options are not understood (as in the example above). For a well-matched client-server pair, the interaction proceeds quickly, saving a round-trip often required by negotiation mechanisms. In addition, it also removes ambiguity when the client requires features that the server does not understand. Some features, such as call handling fields, are only of interest to end systems.

Proxy and redirect servers **MUST** ignore features that are not understood. If a particular extension requires that intermediate devices support it, the extension **MUST** be tagged in the **Proxy-Require** field as well (see Section 6.32).

## 6.35 Response-Key

The **Response-Key** request-header field can be used by a client to request the key that the called user agent **SHOULD** use to encrypt the response with. The syntax is:

```
Response-Key = "Response-Key" ":" key-scheme 1*SP #key-param
key-scheme   = token
key-param    = token [ "=" ( token | quoted-string ) ]
```

The “key-scheme” gives the type of encryption to be used for the response. Section 13 describes security schemes.

If the client insists that the server return an encrypted response, it includes a

### Require: org.ietf.sip.encrypt-response

header field in its request. If the server cannot encrypt for whatever reason, it **MUST** follow normal Require header field procedures and return a 420 (Bad Extension) response. If this Require header field is not present, a server **SHOULD** still encrypt if it can.

## 6.36 Retry-After

The **Retry-After** response-header field can be used with a 503 (Service Unavailable) response to indicate how long the service is expected to be unavailable to the requesting client and with a 404 (Not Found), 600 (Busy), or 603 (Decline) response to indicate when the called party anticipates being available again. The value of this field can be either an **SIP-date** or an integer number of seconds (in decimal) after the time of the response.

A **REGISTER** request **MAY** include this header field when deleting registrations with “**Contact: \*;expires: 0**”. The **Retry-After** value then indicates when the user might again be reachable. The registrar **MAY** then include this information in responses to future calls.

An optional comment can be used to indicate additional information about the time of callback. An optional “**duration**” parameter indicates how long the called party will be reachable starting at the initial time of availability. If no duration parameter is given, the service is assumed to be available indefinitely.

```
Retry-After = "Retry-After" ":" ( SIP-date | delta-seconds )
              [ comment ] [ ";" "duration" "=" delta-seconds ]
```

Examples of its use are

```
Retry-After: Mon, 21 Jul 1997 18:48:34 GMT (I'm in a meeting)
Retry-After: Mon, 01 Jan 9999 00:00:00 GMT
              (Dear John: Don't call me back, ever)
Retry-After: Fri, 26 Sep 1997 21:00:00 GMT;duration=3600
Retry-After: 120
```

In the third example, the callee is reachable for one hour starting at 21:00 GMT. In the last example, the delay is 2 minutes.

## 6.37 Route

The **Route** request-header field determines the route taken by a request. Each host removes the *first* entry and then proxies the request to the host listed in that entry, also using it as the **Request-URI**. The operation is described in more detail in Section 6.33.

The **Route** header field has the following syntax:

```
Route          = "Route" ":" 1# name-addr [ route-extension ]
route-extension = token [ "=" ( token | quoted-string ) ]
```

## 6.38 Server

The **Server** response-header field contains information about the software used by the user agent server to handle the request. The syntax for this field is defined in [H14.38].

### 6.39 Subject

This header field provides a summary or indicates the nature of the call, allowing call filtering without having to parse the session description. (Note that the session description does not have to use the same subject indication as the invitation.)

Subject = ( "Subject" | "s" ) ":" TEXT-UTF8-TRIM

Example:

Subject: Tune in - they are talking about your work!

### 6.40 Supported

The Supported general-header field enumerates all the capabilities of the client or server. This header field SHOULD be included in all requests (except ACK) and in all responses.

Including the header field in all responses greatly simplifies the use of extensions for call control in subsequent transactions with the same server.

Syntax:

Supported = ( "Supported" | "k" ) ":" 1#option-tag

### 6.41 Timestamp

The Timestamp general-header field describes when the client sent the request to the server. The value of the timestamp is of significance only to the client and it MAY use any timescale. The server MUST echo the exact same value and MAY, if it has accurate information about this, add a floating point number indicating the number of seconds that have elapsed since it has received the request. The timestamp is used by the client to compute the round-trip time to the server so that it can adjust the timeout value for retransmissions.

Timestamp = "Timestamp" ":" \*(DIGIT) [ "." \*(DIGIT) ] [ delay ]  
 delay = \*(DIGIT) [ "." \*(DIGIT) ]

Note that there MUST NOT be any LWS between a DIGIT and the decimal point.

### 6.42 To

The To general-header field specifies recipient of the request.

To = ( "To" | "t" ) ":" ( name-addr | addr-spec )  
 \*( ";" addr-params )

Requests and responses MUST contain a To general-header field, indicating the desired recipient of the request. The optional "display-name" is meant to be rendered by a human-user interface. The UAS or redirect server copies the To header field into its response, and MUST add a "tag" parameter.

If there was more than one *Via* header field, the request was handled by at least one proxy server. Since the receiver cannot know whether any of the proxy servers forked the request, it is safest to assume that they might have.

The SIP-URL MUST NOT contain the “transport-param”, “maddr-param”, “ttl-param”, or “headers” elements. A server that receives a SIP-URL with these elements removes them before further processing.

The “tag” parameter serves as a general mechanism to distinguish multiple instances of a user identified by a single SIP URL. As proxies can fork requests, the same request can reach multiple instances of a user (mobile and home phones, for example). As each can respond, there needs to be a means to distinguish the responses from each at the caller. The situation also arises with multicast requests. The tag in the *To* header field serves to distinguish responses at the UAC. It MUST be placed in the *To* field of the response by user agent, registrar and redirect servers, but MUST NOT be inserted into responses forwarded upstream by proxies. However, responses generated locally by a proxy, and then sent upstream, MUST contain a tag.

A UAS or redirect server MUST add a “tag” parameter for all final responses for all transactions within a call leg. All such parameters have the same value within the same call leg. These servers MAY add the tag for informational responses during the initial INVITE transaction, but MUST add a tag to informational responses for all subsequent transactions.

See Section 6.23 for details of the “tag” parameter. The “tag” parameter in *To* headers is ignored when matching responses to requests that did not contain a “tag” in their *To* header.

Section 11 describes when the “tag” parameter MUST appear in subsequent requests. Note that if a request already contained a tag, this tag MUST be mirrored in the response; a new tag MUST NOT be inserted.

Section 6.23 describes how *To* and *From* header fields are compared for the purpose of matching requests to call legs.

UAS SHOULD accept requests even if they do not recognize the URI scheme (e.g., a *tel:* URI) or if the *To* header does not address the user. Only the *Request-URI* should be used to reject requests.

Even if the “display-name” is empty, the “name-addr” form MUST be used if the “addr-spec” contains a comma, question mark, or semicolon. Note that LWS is common, but **not** mandatory between the display-name and the “<”.

The following are examples of valid *To* headers:

```
To: The Operator <sip:operator@cs.columbia.edu>;tag=287447
To: sip:+12125551212@server.phone2net.com
```

Call-ID, *To* and *From* are needed to identify a *call leg*. The distinction between call and call leg matters in calls with multiple responses from a forked request. The “tag” is added to the *To* header field in the response to allow forking of future requests for the same call by proxies, while addressing only one of the possibly several responding user agent servers. It also allows several instances of the callee to send requests that can be distinguished.

### 6.43 Unsupported

The *Unsupported* response-header field lists the features not supported by the server. See Section 6.34 for a usage example and motivation.

Syntax:

```
Unsupported = "Unsupported" ":" 1#option-tag
```



## 6.44 User-Agent

The **User-Agent** general-header field contains information about the client user agent originating the request. The syntax and semantics are defined in [H14.42].

## 6.45 Via

The **Via** field indicates the path taken by the request so far. This prevents request looping and ensures replies take the same path as the requests, which assists in firewall traversal and other unusual routing situations.

### 6.45.1 Requests

The client originating the request **MUST** insert into the request a **Via** field containing its host name or network address and, if not the default port number, the port number at which it wishes to receive responses. (Note that this port number can differ from the UDP source port number of the request.) A fully-qualified domain name is **RECOMMENDED**. Each subsequent proxy server that sends the request onwards **MUST** add its own additional **Via** field before any existing **Via** fields. A proxy that receives a redirection (3xx) response and then searches recursively, **MUST** use the same **Via** headers as on the original proxied request.

A proxy **SHOULD** check the top-most **Via** header field to ensure that it contains the sender's correct network address, as seen from that proxy. If the sender's address is incorrect, the proxy **MUST** add an additional "received" attribute, as described 6.45.2.

A host behind a network address translator (NAT) or firewall may not be able to insert a network address into the **Via** header that can be reached by the next hop beyond the NAT. Use of the **received** attribute allows SIP requests to traverse NAT's which only modify the source IP address. NAT's which modify port numbers, called Network Address Port Translator's (NAPT) will not properly pass SIP when transported on UDP, in which case an application layer gateway is required. When run over TCP, SIP stands a better chance of traversing NAT's, since its behavior is similar to HTTP in this case (but of course on different ports).

A client that sends a request to a multicast address **MUST** add the "maddr" parameter to its **Via** header field, and **SHOULD** add the "ttl" parameter. If a server receives a request which contained an "maddr" parameter in the topmost **Via** field, it **SHOULD** send the response to the multicast address listed in the "maddr" parameter.

If a proxy server receives a request which contains its own address in the **Via** header value, it **MUST** respond with a 482 (Loop Detected) status code.

A proxy server **MUST NOT** forward a request to a multicast group which already appears in any of the **Via** headers.

This prevents a malfunctioning proxy server from causing loops. Also, it cannot be guaranteed that a proxy server can always detect that the address returned by a location service refers to a host listed in the **Via** list, as a single host may have aliases or several network interfaces.

### 6.45.2 Receiver-tagged Via Header Fields

Normally, every host that sends or forwards a SIP message adds a **Via** field indicating the path traversed. However, it is possible that Network Address Translators (NATs) change the source address and port of the request (e.g., from net-10 to a globally routable address), in which case the **Via** header field cannot be relied on to route replies. To prevent this, a proxy **SHOULD** check the top-most **Via** header field to ensure that it contains the sender's correct network address, as seen from that proxy. If the sender's address is incorrect,

the proxy MUST add a “received” parameter to the *Via* header field inserted by the previous hop. Such a modified *Via* header field is known as a receiver-tagged *Via* header field. An example is:

```
Via: SIP/2.0/UDP erlang.bell-telephone.com:5060
Via: SIP/2.0/UDP 10.0.0.1:5060 ;received=199.172.136.3
```

In this example, the message originated from 10.0.0.1 and traversed a NAT with the external address `border.ieee.org` (199.172.136.3) to reach `erlang.bell-telephone.com`. The latter noticed the mismatch, and added a parameter to the previous hop’s *Via* header field, containing the address that the packet actually came from. (Note that the NAT `border.ieee.org` is not a SIP server.)

### 6.45.3 Responses

*Via* header fields in responses are processed by a proxy or UAC according to the following rules:

1. The first *Via* header field should indicate the proxy or client processing this response. If it does not, discard the message. Otherwise, remove this *Via* field.
2. If there is no second *Via* header field, this response is destined for this client. Otherwise, the processing depends on whether the *Via* field contains a “maddr” parameter or is a receiver-tagged field:
  - If the second *Via* header field contains a “maddr” parameter, forward the response to the address listed there, using the port indicated in “sent-by”, or port 5060 if none is present. If the address is a multicast address, the response SHOULD be sent using the TTL indicated in the “ttl” parameter, or with a TTL of 1 if that parameter is not present.
  - If the second *Via* header field does not contain a “maddr” parameter and is a receiver-tagged field (Section 6.45.2), send the message to the address in the “received” parameter, using the port indicated in the “sent-by” value, or using port 5060 if none is present.
  - If neither of the previous cases apply, send the message to the address indicated by the “sent-by” value in the second *Via* header field.

### 6.45.4 User Agent and Redirect Servers

A UAS or redirect server copies the *Via* header fields into the response, without changing their order, and then sends a response based on one of the following rules:

- If the first *Via* header field in the request contains a “maddr” parameter, send the response to the address listed there, using the port indicated in “sent-by”, or port 5060 if none is present. If the address is a multicast address, the response SHOULD be sent using the TTL indicated in the “ttl” parameter, or with a TTL of 1 if that parameter is not present.
- If the address in the “sent-by” value of the first *Via* field differs from the source address of the packet, send the response to the actual packet source address, similar to the treatment for receiver-tagged *Via* header fields (Section 6.45.2).
- If neither of these conditions is true, send the response to the address contained in the “sent-by” value. If the request was sent using TCP, use the existing TCP connection if available.

### 6.45.5 Syntax

The format for a *Via* header field is shown in Fig. 10. The “*maddr*” parameter, designating the multicast address, and the “*ttl*” parameter, designating the time-to-live (TTL) value, are included only if the request was sent via multicast. The “*received*” parameter is added only for receiver-added *Via* fields (Section 6.45.2). For reasons of privacy, a client or proxy may wish to hide its *Via* information by encrypting it (see Section 6.24). The “*hidden*” parameter is included if this header field was hidden by the upstream proxy (see 6.24). Note that privacy of the proxy relies on the cooperation of the next hop, as the next-hop proxy will, by necessity, know the IP address and port number of the source host.

```

Via           = ( "Via" | "v" ) ":" 1#( sent-protocol sent-by
                *( ";" via-params ) [ comment ] )
via-params    = via-hidden | via-ttl | via-maddr
                | via-received | via-branch | via-extension
via-hidden    = "hidden"
via-ttl       = "ttl" "=" ttl
via-maddr     = "maddr" "=" maddr
via-received  = "received" "=" host
via-branch    = "branch" "=" token
via-extension = token [ "=" ( token | quoted-string ) ]
sent-protocol = protocol-name "/" protocol-version
                "/" transport
protocol-name = "SIP" | token
protocol-version = token
transport     = "UDP" | "TCP" | token
sent-by       = ( host [ ":" port ] ) | ( concealed-host )
concealed-host = token
ttl           = 1*3DIGIT ; 0 to 255

```

Figure 10: Syntax of *Via* header field

The “*branch*” parameter is included by every proxy. The token **MUST** be unique for each distinct request. The precise format of the token is implementation-defined. In order to be able to both detect loops and associate responses with the corresponding request, the parameter **SHOULD** consist of two parts separable by the implementation. One part, used for loop detection, **SHOULD** be computed as a cryptographic hash of the *To*, *From*, *Call-ID* header fields, the *Request-URI* of the request received (before translation) and the sequence number from the *CSeq* header field. The algorithm used to compute the hash is implementation-dependent, but MD5 [33], expressed in hexadecimal, is a reasonable choice. (Note that base64 is not permissible for a token.) The other part, used for matching responses to requests, is a function of the branch taken, for example, a sequence number or the MD5 hash of the *request-URI* of the request sent on the branch.

For example: 7a83e5750418bce23d5106b4c06cc632.1

The “*branch*” parameter **MUST** depend on the incoming *request-URI* to distinguish looped requests from requests whose *request-URI* is changed and which then reach a server visited earlier.

CANCEL requests MUST have the same `branch` value as the corresponding forked request. When a response arrives at the proxy it can use the `branch` value to figure out which branch the response corresponds to.

```
Via: SIP/2.0/UDP first.example.com:4000;ttl=16
    ;maddr=224.2.0.1 ;branch=a7c6a8dlze.1 (Acme server)
Via: SIP/2.0/UDP adk8%20.8x%fe%03 ;hidden
```

## 6.46 Warning

The `Warning` response-header field is used to carry additional information about the status of a response. `Warning` headers are sent with responses and have the following format:

```
Warning      = "Warning" ":" 1#warning-value
warning-value = warn-code SP warn-agent SP warn-text
warn-code    = 3DIGIT
warn-agent   = ( host [ ":" port ] ) | pseudonym
              ; the name or pseudonym of the server adding
              ; the Warning header, for use in debugging
warn-text    = quoted-string
```

A response MAY carry more than one `Warning` header.

The “`warn-text`” should be in a natural language that is most likely to be intelligible to the human user receiving the response. This decision can be based on any available knowledge, such as the location of the cache or user, the `Accept-Language` field in a request, or the `Content-Language` field in a response. The default language is `i-default` [34].

Any server MAY add `Warning` headers to a response. Proxy servers MUST place additional `Warning` headers before any `Authorization` headers. Within that constraint, `Warning` headers MUST be added after any existing `Warning` headers not covered by a signature. A proxy server MUST NOT delete any `Warning` header field that it received with a response.

When multiple `Warning` headers are attached to a response, the user agent SHOULD display as many of them as possible, in the order that they appear in the response. If it is not possible to display all of the warnings, the user agent first displays warnings that appear early in the response.

The `warn-code` consists of three digits. A first digit of “3” indicates warnings specific to SIP.

This is a list of the currently-defined “`warn-code`”s, each with a recommended `warn-text` in English, and a description of its meaning. Note that these warnings describe failures induced by the session description.

Warnings 300 through 329 are reserved for indicating problems with keywords in the session description, 330 through 339 are warnings related to basic network services requested in the session description, 370 through 379 are warnings related to quantitative QoS parameters requested in the session description, and 390 through 399 are miscellaneous warnings that do not fall into one of the above categories.

**300 Incompatible network protocol:** One or more network protocols contained in the session description are not available.

**301 Incompatible network address formats:** One or more network address formats contained in the session description are not available.

- 302 Incompatible transport protocol:** One or more transport protocols described in the session description are not available.
- 303 Incompatible bandwidth units:** One or more bandwidth measurement units contained in the session description were not understood.
- 304 Media type not available:** One or more media types contained in the session description are not available.
- 305 Incompatible media format:** One or more media formats contained in the session description are not available.
- 306 Attribute not understood:** One or more of the media attributes in the session description are not supported.
- 307 Session description parameter not understood:** A parameter other than those listed above was not understood.
- 330 Multicast not available:** The site where the user is located does not support multicast.
- 331 Unicast not available:** The site where the user is located does not support unicast communication (usually due to the presence of a firewall).
- 370 Insufficient bandwidth:** The bandwidth specified in the session description or defined by the media exceeds that known to be available.
- 399 Miscellaneous warning:** The warning text can include arbitrary information to be presented to a human user, or logged. A system receiving this warning **MUST NOT** take any automated action.

1xx and 2xx have been taken by HTTP/1.1.

Additional “warn-code”s, as in the example below, can be defined through IANA.

Examples:

```
Warning: 307 isi.edu "Session parameter 'foo' not understood"
Warning: 301 isi.edu "Incompatible network address type 'E.164'"
```

## 6.47 WWW-Authenticate

The WWW-Authenticate response-header field **MUST** be included in 401 (Unauthorized) response messages. The field value consists of at least one challenge that indicates the authentication scheme(s) and parameters applicable to the Request-URI. See [H14.46] for a definition of the syntax, and section 14 for an overview of usage.

The content of the “realm” parameter **SHOULD** be displayed to the user. A user agent **SHOULD** cache the authorization credentials for a given value of the destination (To header) and “realm” and attempt to re-use these values on the next request for that destination.

In addition to the “basic” and “digest” authentication schemes defined in the specifications cited above, SIP defines a new scheme, PGP (RFC 2015, [35]), Section 15. Other schemes, such as S/MIME, are for further study.

## 7 Status Code Definitions

The response codes are consistent with, and extend, HTTP/1.1 response codes. Not all HTTP/1.1 response codes are appropriate, and only those that are appropriate are given here. Other HTTP/1.1 response codes SHOULD NOT be used. Response codes not defined by HTTP/1.1 have codes x80 upwards to avoid clashes with future HTTP response codes. Also, SIP defines a new class, 6xx. The default behavior for unknown response codes is given for each category of codes.

### 7.1 Informational 1xx

Informational responses indicate that the server or proxy contacted is performing some further action and does not yet have a definitive response. The client SHOULD wait for a further response from the server, and the server SHOULD send such a response without further prompting. A server SHOULD send a 1xx response if it expects to take more than 200 ms to obtain a final response. A server MAY issue zero or more 1xx responses, with no restriction on their ordering or uniqueness. Note that 1xx responses are not transmitted reliably, that is, they do not cause the client to send an ACK. Servers are free to retransmit informational responses and clients can inquire about the current state of call processing by re-sending the request.

#### 7.1.1 100 Trying

Some unspecified action is being taken on behalf of this call (e.g., a database is being consulted), but the user has not yet been located.

#### 7.1.2 180 Ringing

The called user agent has located a possible location where the user has registered recently and is trying to alert the user.

#### 7.1.3 181 Call Is Being Forwarded

A proxy server MAY use this status code to indicate that the call is being forwarded to a different set of destinations.

#### 7.1.4 182 Queued

The called party is temporarily unavailable, but the callee has decided to queue the call rather than reject it. When the callee becomes available, it will return the appropriate final status response. The reason phrase MAY give further details about the status of the call, e.g., "5 calls queued; expected waiting time is 15 minutes". The server MAY issue several 182 responses to update the caller about the status of the queued call.

#### 7.1.5 183 Session Progress

The 183 (Session Progress) response is used to convey information about the progress of the call which is not otherwise classified. The Reason-Phrase MAY be used to convey more details about the call progress. The status response MAY contain a session description that allows the UAC to receive special announcements or progress tones.

## 7.2 Successful 2xx

The request was successful and **MUST** terminate a search.

### 7.2.1 200 OK

The request has succeeded. The information returned with the response depends on the method used in the request, for example:

**BYE:** The call has been terminated. The message body is empty.

**CANCEL:** The search has been cancelled. The message body is empty.

**INVITE:** The callee has agreed to participate; the message body indicates the callee's capabilities.

**OPTIONS:** The callee has agreed to share its capabilities, included in the message body.

**REGISTER:** The registration has succeeded. The client treats the message body according to its Content-Type.

## 7.3 Redirection 3xx

3xx responses give information about the user's new location, or about alternative services that might be able to satisfy the call. They **SHOULD** terminate an existing search, and **MAY** cause the initiator to begin a new search if appropriate.

Any redirection (3xx) response **MUST NOT** suggest any of the addresses in the *Via* (Section 6.45) path of the request in the **Contact** header field. (Addresses match if their host and port number match.)

To avoid forwarding loops, a user agent client or proxy **MUST** check whether the address returned by a redirect server equals an address tried earlier.

### 7.3.1 300 Multiple Choices

The address in the request resolved to several choices, each with its own specific location, and the user (or user agent) can select a preferred communication end point and redirect its request to that location.

The response **SHOULD** include an entity containing a list of resource characteristics and location(s) from which the user or user agent can choose the one most appropriate, if allowed by the **Accept** request header. The entity format is specified by the media type given in the **Content-Type** header field. The choices **SHOULD** also be listed as **Contact** fields (Section 6.13). Unlike HTTP, the SIP response **MAY** contain several **Contact** fields or a list of addresses in a **Contact** field. User agents **MAY** use the **Contact** header field value for automatic redirection or **MAY** ask the user to confirm a choice. However, this specification does not define any standard for such automatic selection.

This status response is appropriate if the callee can be reached at several different locations and the server cannot or prefers not to proxy the request.

### 7.3.2 301 Moved Permanently

The user can no longer be found at the address in the **Request-URI** and the requesting client **SHOULD** retry at the new address given by the **Contact** header field (Section 6.13). The caller **SHOULD** update any local

directories, address books and user location caches with this new value and redirect future requests to the address(es) listed.

### 7.3.3 302 Moved Temporarily

The requesting client SHOULD retry the request at the new address(es) given by the **Contact** header field (Section 6.13). The **Request-URI** of the new request uses the value of the **Contact** header in the response. The new request can take two different forms. In the first approach, the **To**, **From**, **Call-ID**, and **CSeq** header fields in the new request are the same as in the original request, with a new **branch** identifier in the **Via** header field. Proxies MUST follow this behavior and UACs MAY. UAs MAY also use the **Contact** information for the **To** header field, as well as a new **Call-ID** value.

Reusing the **CSeq** value allows proxies to avoid forwarding the request to the same destination twice, as a proxy will consider it a retransmission.

The duration of the redirection can be indicated through an **Expires** (Section 6.22) header. If there is no explicit expiration time, the address is only valid for this call and MUST NOT be cached for future calls.

### 7.3.4 305 Use Proxy

The requested resource MUST be accessed through the proxy given by the **Contact** field. The **Contact** field gives the URI of the proxy. The recipient is expected to repeat this single request via the proxy. 305 responses MUST only be generated by user agent servers.

### 7.3.5 380 Alternative Service

The call was not successful, but alternative services are possible. The alternative services are described in the message body of the response. Formats for such bodies are not defined here, and may be the subject of future standardization.

## 7.4 Request Failure 4xx

4xx responses are definite failure responses from a particular server. The client SHOULD NOT retry the same request without modification (e.g., adding appropriate authorization). However, the same request to a different server might be successful.

### 7.4.1 400 Bad Request

The request could not be understood due to malformed syntax. The **Reason-Phrase** SHOULD identify the syntax problem in more detail, e.g., "Missing Content-Length header".

### 7.4.2 401 Unauthorized

The request requires user authentication. This response is issued by user agent servers and registrars, while 407 (Proxy Authentication Required) is used by proxy servers.

### 7.4.3 402 Payment Required

Reserved for future use.



#### 7.4.4 403 Forbidden

The server understood the request, but is refusing to fulfill it. Authorization will not help, and the request SHOULD NOT be repeated.

#### 7.4.5 404 Not Found

The server has definitive information that the user does not exist at the domain specified in the Request-URI. This status is also returned if the domain in the Request-URI does not match any of the domains handled by the recipient of the request.

#### 7.4.6 405 Method Not Allowed

The method specified in the Request-Line is not allowed for the address identified by the Request-URI. The response MUST include an Allow header field containing a list of valid methods for the indicated address.

#### 7.4.7 406 Not Acceptable

The resource identified by the request is only capable of generating response entities which have content characteristics not acceptable according to the accept headers sent in the request.

#### 7.4.8 407 Proxy Authentication Required

This code is similar to 401 (Unauthorized), but indicates that the client MUST first authenticate itself with the proxy. The proxy MUST return a Proxy-Authenticate header field (section 6.30) containing a challenge applicable to the proxy for the requested resource. The client MAY repeat the request with a suitable Proxy-Authorization header field (section 6.31). SIP access authentication is explained in section 13.2 and 14.

This status code is used for applications where access to the communication channel (e.g., a telephony gateway) rather than the callee requires authentication.

#### 7.4.9 408 Request Timeout

The server could not produce a response within a suitable amount of time, for example, since it could not determine the location of the user in time. The amount of time may have been indicated in the Expires request-header field or may be set by the server. The client MAY repeat the request without modifications at any later time.

#### 7.4.10 409 Conflict

The request could not be completed due to a conflict with the current state of the resource. This response is returned if the action parameter in a REGISTER request conflicts with existing registrations.

#### 7.4.11 410 Gone

The requested resource is no longer available at the server and no forwarding address is known. This condition is expected to be considered permanent. If the server does not know, or has no facility to determine, whether or not the condition is permanent, the status code 404 (Not Found) SHOULD be used instead.

#### **7.4.12 411 Length Required**

The server refuses to accept the request without a defined **Content-Length**. The client **MAY** repeat the request if it adds a valid **Content-Length** header field containing the length of the message-body in the request message.

#### **7.4.13 413 Request Entity Too Large**

The server is refusing to process a request because the request entity is larger than the server is willing or able to process. The server **MAY** close the connection to prevent the client from continuing the request.

If the condition is temporary, the server **SHOULD** include a **Retry-After** header field to indicate that it is temporary and after what time the client **MAY** try again.

#### **7.4.14 414 Request-URI Too Long**

The server is refusing to service the request because the **Request-URI** is longer than the server is willing to interpret.

#### **7.4.15 415 Unsupported Media Type**

The server is refusing to service the request because the message body of the request is in a format not supported by the server for the requested method. The server **SHOULD** return a list of acceptable formats using the **Accept**, **Accept-Encoding** and **Accept-Language** header fields.

#### **7.4.16 420 Bad Extension**

The server did not understand the protocol extension specified in a **Proxy-Require** (Section 6.32) or **Require** (Section 6.34) header field.

#### **7.4.17 480 Temporarily Unavailable**

The callee's end system was contacted successfully but the callee is currently unavailable (e.g., not logged in, logged in in such a manner as to preclude communication with the callee or activated the "do not disturb" feature). The response **MAY** indicate a better time to call in the **Retry-After** header. The user could also be available elsewhere (unknown to this host), thus, this response does not terminate any searches. The reason phrase **SHOULD** indicate a more precise cause as to why the callee is unavailable. This value **SHOULD** be settable by the user agent. Status 486 (Busy Here) **MAY** be used to more precisely indicate a particular reason for the call failure.

This status is also returned by a redirect server that recognizes the user identified by the **Request-URI**, but does not currently have a valid forwarding location for that user.

#### **7.4.18 481 Call Leg/Transaction Does Not Exist**

This status is returned under two conditions: The server received a **BYE** request that does not match any existing call leg or the server received a **CANCEL** request that does not match any existing transaction. (A server simply discards an **ACK** referring to an unknown transaction.)

#### 7.4.19 482 Loop Detected

The server received a request with a *Via* (Section 6.45) path containing itself.

#### 7.4.20 483 Too Many Hops

The server received a request that contains a *Max-Forwards* (Section 6.26) header with the value zero.

#### 7.4.21 484 Address Incomplete

The server received a request with a *To* (Section 6.42) address or *Request-URI* that was incomplete. Additional information *SHOULD* be provided.

This status code allows overlapped dialing. With overlapped dialing, the client does not know the length of the dialing string. It sends strings of increasing lengths, prompting the user for more input, until it no longer receives a 484 status response.

#### 7.4.22 485 Ambiguous

The callee address provided in the request was ambiguous. The response *MAY* contain a listing of possible unambiguous addresses in *Contact* headers.

Revealing alternatives can infringe on privacy concerns of the user or the organization. It *MUST* be possible to configure a server to respond with status 404 (Not Found) or to suppress the listing of possible choices if the request address was ambiguous.

Example response to a request with the URL `lee@example.com`:

```
485 Ambiguous SIP/2.0
Contact: Carol Lee <sip:carol.lee@example.com>
Contact: Ping Lee <sip:p.lee@example.com>
Contact: Lee M. Foote <sip:lee.foote@example.com>
```

Some email and voice mail systems provide this functionality. A status code separate from 3xx is used since the semantics are different: for 300, it is assumed that the same person or service will be reached by the choices provided. While an automated choice or sequential search makes sense for a 3xx response, user intervention is required for a 485 response.

#### 7.4.23 486 Busy Here

The callee's end system was contacted successfully but the callee is currently not willing or able to take additional calls at this end system. The response *MAY* indicate a better time to call in the *Retry-After* header. The user could also be available elsewhere, such as through a voice mail service, thus, this response does not terminate any searches. Status 600 (Busy Everywhere) *SHOULD* be used if the client knows that no other end system will be able to accept this call.

#### 7.4.24 487 Request Terminated

The original request was terminated by a *BYE* or *CANCEL* request.

#### **7.4.25 488 Not Acceptable**

The response has the same meaning as 606 (Not Acceptable), but only applies to the specific entity addressed by the Request-URI and the request may succeed elsewhere.

### **7.5 Server Failure 5xx**

5xx responses are failure responses given when a server itself has erred. They are not definitive failures, and MUST NOT terminate a search if other possible locations remain untried.

#### **7.5.1 500 Server Internal Error**

The server encountered an unexpected condition that prevented it from fulfilling the request. The client MAY display the specific error condition, and MAY retry the request after several seconds.

If the condition is temporary, the server MAY indicate when the client may retry the request using the Retry-After header.

#### **7.5.2 501 Not Implemented**

The server does not support the functionality required to fulfill the request. This is the appropriate response when the server does not recognize the request method and is not capable of supporting it for any user.

#### **7.5.3 502 Bad Gateway**

The server, while acting as a gateway or proxy, received an invalid response from the downstream server it accessed in attempting to fulfill the request.

#### **7.5.4 503 Service Unavailable**

The server is currently unable to handle the request due to a temporary overloading or maintenance of the server. The implication is that this is a temporary condition which will be alleviated after some delay. If known, the length of the delay MAY be indicated in a Retry-After header. If no Retry-After is given, the client MUST handle the response as it would for a 500 response.

Note: The existence of the 503 status code does not imply that a server has to use it when becoming overloaded. Some servers MAY wish to simply refuse the connection.

#### **7.5.5 504 Server Time-out**

The server did not receive a timely response from the server (e.g., a location server) it accessed in attempting to process the request. Note that 408 (Request Timeout) should be used if there was no response within the period specified in the Expires header field from the upstream server.

#### **7.5.6 505 Version Not Supported**

The server does not support, or refuses to support, the SIP protocol version that was used in the request message. The server is indicating that it is unable or unwilling to complete the request using the same major version as the client, other than with this error message. The response MAY contain an entity describing why

that version is not supported and what other protocols are supported by that server. The format for such an entity is not defined here and may be the subject of future standardization.

## 7.6 Global Failures 6xx

6xx responses indicate that a server has definitive information about a particular user, not just the particular instance indicated in the **Request-URI**. All further searches for this user are doomed to failure and pending searches SHOULD be terminated.

### 7.6.1 600 Busy Everywhere

The callee's end system was contacted successfully but the callee is busy and does not wish to take the call at this time. The response MAY indicate a better time to call in the **Retry-After** header. If the callee does not wish to reveal the reason for declining the call, the callee uses status code 603 (Decline) instead. This status response is returned only if the client knows that no other end point (such as a voice mail system) will answer the request. Otherwise, 486 (Busy Here) should be returned.

### 7.6.2 603 Decline

The callee's machine was successfully contacted but the user explicitly does not wish to or cannot participate. The response MAY indicate a better time to call in the **Retry-After** header.

### 7.6.3 604 Does Not Exist Anywhere

The server has authoritative information that the user indicated in the **To** request field does not exist anywhere. Searching for the user elsewhere will not yield any results.

### 7.6.4 606 Not Acceptable

The user's agent was contacted successfully but some aspects of the session description such as the requested media, bandwidth, or addressing style were not acceptable.

A 606 (Not Acceptable) response means that the user wishes to communicate, but cannot adequately support the session described. The 606 (Not Acceptable) response MAY contain a list of reasons in a **Warning** header field describing why the session described cannot be supported. Reasons are listed in Section 6.46. It is hoped that negotiation will not frequently be needed, and when a new user is being invited to join an already existing conference, negotiation may not be possible. It is up to the invitation initiator to decide whether or not to act on a 606 (Not Acceptable) response.

## 8 SIP Message Body

### 8.1 Body Inclusion

Requests MAY contain message bodies unless otherwise noted. In this specification, the **CANCEL** request MUST NOT contain a message body.

The use of message bodies for **REGISTER** requests is for further study.

For response messages, the request method and the response status code determine the type and interpretation of any message body. All responses MAY include a body. Message bodies for 1xx responses contain

advisory information about the progress of the request. 1xx responses to INVITE requests MAY contain session descriptions. Their interpretation depends on the response status code, but generally informs the caller what kind of session the callee is likely to establish, subject to later modification in the 2xx response. Request methods not defined in this specification MAY also contain session descriptions. 2xx responses to INVITE requests contain session descriptions. In 3xx responses, the message body MAY contain the description of alternative destinations or services, as described in Section 7.3. For responses with status 400 or greater, the message body MAY contain additional, human-readable information about the reasons for failure. It is RECOMMENDED that information in 1xx and 300 and greater responses be of type `text/plain` or `text/html`.

## 8.2 Message Body Type

The Internet media type of the message body MUST be given by the `Content-Type` header field. If the body has undergone any encoding (such as compression) then this MUST be indicated by the `Content-Encoding` header field, otherwise `Content-Encoding` MUST be omitted. If applicable, the character set of the message body is indicated as part of the `Content-Type` header-field value.

The “multipart” MIME type [36] MAY be used within the body of the message. Clients that send requests containing multipart message bodies MUST be able to send a session description as a non-multipart message body if the server requests this through an `Accept` header field.

## 8.3 Message Body Length

The body length in bytes SHOULD be given by the `Content-Length` header field. Section 6.17 describes the behavior in detail.

The “chunked” transfer encoding of HTTP/1.1 MUST NOT be used for SIP. (Note: The chunked encoding modifies the body of a message in order to transfer it as a series of chunks, each with its own size indicator.)

# 9 Compact Form

When SIP is carried over UDP with authentication and a complex session description, it may be possible that the size of a request or response is larger than the MTU. To address this problem, a more compact form of SIP is also defined by using abbreviations for the common header fields listed below:

short field name	long field name	note
c	<code>Content-Type</code>	
e	<code>Content-Encoding</code>	
f	<code>From</code>	
i	<code>Call-ID</code>	
k	<code>Supported</code>	from “know”
m	<code>Contact</code>	from “moved”
l	<code>Content-Length</code>	
s	<code>Subject</code>	
t	<code>To</code>	
v	<code>Via</code>	

Thus, the message in section 16.2 could also be written:

```
INVITE sip:schooler@vlsi.caltech.edu SIP/2.0
v:SIP/2.0/UDP 131.215.131.131;maddr=239.128.16.254;t1=16
v:SIP/2.0/UDP 128.16.64.19
f:sip:mjh@isi.edu
t:sip:schooler@cs.caltech.edu
i:62729-27@128.16.64.19
c:application/sdp
CSeq: 4711 INVITE
l:187
```

```
v=0
o=user1 53655765 2353687637 IN IP4 128.3.4.5
s=Mbone Audio
i=Discussion of Mbone Engineering Issues
e=mbone@somewhere.com
c=IN IP4 224.2.0.1/127
t=0 0
m=audio 3456 RTP/AVP 0
a=rtpmap:0 PCMU/8000
```

Clients MAY mix short field names and long field names within the same request. Servers MUST accept both short and long field names for requests. Proxies MAY change header fields between their long and short forms, but this MUST NOT be done to fields following an Authorization header.

## 10 Behavior of SIP Clients and Servers

### 10.1 General Remarks

SIP is defined so it can use either UDP (unicast or multicast) or TCP as a transport protocol; it provides its own reliability mechanism.

#### 10.1.1 Requests

Servers discard isomorphic requests, but first retransmit the appropriate response. (SIP requests are said to be *idempotent*, i.e., receiving more than one copy of a request does not change the server state.)

After receiving a CANCEL request from an upstream client, a stateful proxy server MAY send a CANCEL on all branches where it has not yet received a final response.

When a user agent server receives a request, it checks the Call-ID against those of in-progress calls. If the Call-ID was found, it compares the tag value of To with the user's tag and rejects the request if the two do not match. If the From header, including any tag value, matches the value for an existing call leg, the server compares the CSeq header field value. If less than or equal to the current sequence number, the request is a retransmission. Otherwise, it is a new request. If the From header does not match an existing call leg, a new call leg is created.

If the Call-ID was not found, server checks whether the To header field contains a tag parameter. The server rejects the request if a tag is present. Otherwise, a new call leg is created, identified by the To, From

and Call-ID header fields. The server returns a response containing the same To header field value, but with a unique tag added.

### 10.1.2 Responses

A server MAY issue one or more provisional responses at any time before sending a final response. If a stateful proxy, user agent server, redirect server or registrar cannot respond to a request with a final response within 200 ms, it SHOULD issue a provisional (1xx) response as soon as possible. Stateless proxies MUST NOT issue provisional responses on their own.

Responses are mapped to requests by the matching To, From, Call-ID, CSeq headers and the branch parameter of the first Via header. Responses terminate request retransmissions even if they have Via headers that cause them to be delivered to an upstream client.

A stateful proxy may receive a response that it does not have state for, that is, where it has no a record of an associated request. If the Via header field indicates that the upstream server used TCP, the proxy actively opens a TCP connection to that address. Thus, proxies have to be prepared to receive responses on the incoming side of passive TCP connections, even though most responses will arrive on the incoming side of an active connection. (An active connection is a TCP connection initiated by the proxy, a passive connection is one accepted by the proxy, but initiated by another entity.)

100 responses SHOULD NOT be forwarded, other 1xx responses MAY be forwarded, possibly after the server eliminates responses with status codes that had already been sent earlier. 2xx responses are forwarded according to the Via header. Once a stateful proxy has received a 2xx response, it MUST NOT forward non-2xx final responses. Responses with status 300 and higher are retransmitted by each stateful proxy or UAS until the next upstream proxy or UAC sends an ACK (see below for timing details) or CANCEL.

A stateful proxy SHOULD maintain state for at least 32 seconds after the receipt of the first definitive non-200 response, in order to handle retransmissions of the response.

The 32 second window is given by the maximum retransmission duration of 200-class responses using the default timers, in case the ACK is lost somewhere on the way to the called user agent or the next stateful proxy.

## 10.2 Source Addresses, Destination Addresses and Connections

### 10.2.1 Unicast UDP

Responses are sent according to the rules in Section 6.45.3 or Section 6.45.4.

Recall that responses are not generated by the next-hop stateless server, but generated by either a proxy server or the user agent server. Thus, the stateless proxy can only use the Via header field to forward the response.

### 10.2.2 Multicast UDP

Requests MAY be multicast; multicast requests likely feature a host-independent Request-URI. This request SHOULD be scoped to ensure it is not forwarded beyond the boundaries of the administrative scope. This MAY be done with either TTL or administrative scopes [26], depending on what is implemented in the network.

A client receiving a multicast query does not have to check whether the *host* part of the Request-URI matches its own host or domain name. If the request was received via multicast, the response is also returned via multicast. Responses to multicast requests are multicast with the same TTL as the request, where the TTL is derived from the ttl parameter in the Via header (Section 6.45).



To avoid response implosion, servers **MUST NOT** answer multicast requests with a status code other than 2xx, 401, 407, 484 or 6xx. The server delays its response by a random interval uniformly distributed between zero and one second. Servers **MAY** suppress responses if they hear a lower-numbered or 6xx response from another group member prior to sending. Servers do not respond to **CANCEL** requests received via multicast to avoid request implosion. A proxy or UAC **SHOULD** send a **CANCEL** on receiving the first 2xx, 401, 407 or 6xx response to a multicast request.

Server response suppression is a **MAY** since it requires a server to violate some basic message processing rules. Lets say A sends a multicast request, and it is received by B, C, and D. B sends a 200 response. The topmost *Via* field in the response will contain the address of A. C will also receive this response, and could use it to suppress its own response. However, C would normally not examine this response, as the topmost *Via* is not its own. Normally, a response received with an incorrect topmost *Via* **MUST** be dropped, but not in this case. To distinguish this packet from a misrouted or multicast looped packet is fairly complex, and for this reason the procedure is a **MAY**. The **CANCEL**, instead, provides a simpler and more standard way to perform response suppression. It is for this reason that the use of **CANCEL** here is a **SHOULD**.

### 10.3 TCP

A single TCP connection can serve one or more SIP transactions. A transaction contains zero or more provisional responses followed by one or more final responses. (Typically, transactions contain exactly one final response, but there are exceptional circumstances, where, for example, multiple 200 responses can be generated.)

The client **SHOULD** keep the connection open at least until the first final response arrives. If the client closes or resets the TCP connection prior to receiving the first final response, the server treats this action as equivalent to a **CANCEL** request.

This behavior makes it less likely that malfunctioning clients cause a proxy server to keep connection state indefinitely.

The server **SHOULD NOT** close the TCP connection until it has sent its final response, at which point it **MAY** close the TCP connection if it wishes to. However, normally it is the client's responsibility to close the connection. If the server closes the connection prematurely, the client **SHOULD** interpret this as being equivalent to a 500 (Server Internal Error) response.

If the server leaves the connection open, and if the client so desires it **MAY** re-use the connection for further SIP requests or for requests from the same family of protocols (such as HTTP or stream control commands).

If a server needs to return a response to a client and no longer has a connection open to that client, it **MAY** open a connection to the address listed in the *Via* header. Thus, a proxy or user agent **MUST** be prepared to receive both requests and responses on a "passive" connection.

### 10.4 Reliability for Requests Other Than INVITE

#### 10.4.1 UDP

A SIP client *using UDP* **SHOULD** retransmit requests other than **INVITE** or **ACK** with an exponential back-off, starting at a  $T1$  second interval, doubling the interval for each packet, and capping off at a  $T2$  second interval. This means that after the first packet is sent, the second is sent  $T1$  seconds later, the next  $2 * T1$  seconds after that, the next  $4 * T1$  seconds after that, and so on, until the interval reaches  $T2$ . Subsequent retransmissions are spaced by  $T2$  seconds. If the client receives a provisional response, it continues to retransmit the request, but with an interval of  $T2$  seconds. Retransmissions cease when the client has sent

a total of eleven packets, or receives a definitive response. Default values for  $T1$  and  $T2$  are 500 ms and 4 s, respectively. Clients MAY use larger values, but SHOULD NOT use smaller ones. Servers retransmit the response upon receipt of a request retransmission. After the server sends a final response, it cannot be sure the client has received the response, and thus SHOULD cache the results for at least  $10 * T2$  seconds to avoid having to, for example, contact the user or location server again upon receiving a request retransmission.

Use of the exponential backoff is for congestion control purposes. However, the back-off must cap off, since request retransmissions are used to trigger response retransmissions at the server. Without a cap, the loss of a single response could significantly increase transaction latencies.

The value of the initial retransmission timer is smaller than that that for TCP since it is expected that network paths suitable for interactive communications have round-trip times smaller than 500 ms. For congestion control purposes, the retransmission count has to be bounded. Given that most transactions are expected to consist of one request and a few responses, round-trip time estimation is not likely to be very useful. If RTT estimation is desired to more quickly discover a missing final response, each request retransmission needs to be labeled with its own Timestamp (Section 6.41), returned in the response. The server caches the result until it can be sure that the client will not retransmit the same request again.

Each server in a proxy chain generates its own final response to a CANCEL request. The server responds immediately upon receipt of the CANCEL request rather than waiting until it has received final responses from the CANCEL requests it generates.

BYE and OPTIONS final responses are generated by redirect and user agent servers; REGISTER final responses are generated by registrars. Note that in contrast to the reliability mechanism described in Section 10.5, responses to these requests are *not* retransmitted periodically and *not* acknowledged via ACK.

#### 10.4.2 TCP

Clients using TCP do *not* need to retransmit requests, but MAY give up after receiving no response for an extended period of time.

### 10.5 Reliability for INVITE Requests

Special considerations apply for the INVITE method.

1. After receiving an invitation, considerable time can elapse before the server can determine the outcome. For example, if the called party is “rung” or extensive searches are performed, delays between the request and a definitive response can reach several tens of seconds. If either caller or callee are automated servers not directly controlled by a human being, a call attempt could be unbounded in time.
2. If a telephony user interface is modeled or if we need to interface to the PSTN, the caller’s user interface will provide “ringback”, a signal that the callee is being alerted. (The status response 180 (Ringing) MAY be used to initiate ringback.) Once the callee picks up, the caller needs to know so that it can enable the voice path and stop ringback. The callee’s response to the invitation could get lost. Unless the response is transmitted reliably, the caller will continue to hear ringback while the callee assumes that the call exists.
3. The client has to be able to terminate an on-going request, e.g., because it is no longer willing to wait for the connection or search to succeed. The server will have to wait several retransmission intervals to interpret the lack of request retransmissions as the end of a call. If the call succeeds shortly after the caller has given up, the callee will “pick up the phone” and not be “connected”.

### 10.5.1 UDP

For UDP, A SIP client SHOULD retransmit a SIP INVITE request with an interval that starts at  $T1$  seconds, and doubles after each packet transmission. The client ceases retransmissions if it receives a provisional or definitive response, or once it has sent a total of seven request packets. A UAC MAY send a BYE or CANCEL request after the seventh retransmission. (This avoids call establishment in case the network path loses packets asymmetrically.)

A server which transmits a provisional response should retransmit it upon reception of a duplicate request. A server which transmits a final response should retransmit it with an interval that starts at  $T1$  seconds, and doubles for each subsequent packet until it reaches  $T2$  seconds. Response retransmissions cease when an ACK request is received or the response has been retransmitted seven times. The value of a final response is not changed by the arrival of a BYE or CANCEL request.

Only the user agent client generates an ACK for 2xx final responses. If the response contained a Contact header field, the ACK MAY be sent to the address listed in that Contact header field. If the response did not contain a Contact header, the client uses the same To header field and Request-URI as for the INVITE request and sends the ACK to the same destination as the original INVITE request. ACKs for final responses other than 2xx are sent to the same server that the original request was sent to, using the same Request-URI as the original request. Note, however, that the To header field in the ACK is copied from the response being acknowledged, not the request, and thus MAY additionally contain the tag parameter. Also note that unlike 2xx final responses, a proxy generates an ACK for non-2xx final responses.

The ACK request MUST NOT be acknowledged to prevent a response-ACK feedback loop. Fig. 11 and 12 show the client and server state diagram for INVITE transactions. The “terminated” event occurs if the server receives either a CANCEL or BYE request. Note that the state diagram only shows the behavior for the INVITE transaction; the responses for BYE and CANCEL are not shown and follow the rules laid in Section 10.4.

The mechanism in Sec. 10.4 would not work well for INVITE because of the long delays between INVITE and a final response. If the 200 response were to get lost, the callee would believe the call to exist, but the voice path would be dead since the caller does not know that the callee has picked up. Thus, the INVITE retransmission interval would have to be on the order of a second or two to limit the duration of this state confusion. Retransmitting the response with an exponential back-off helps ensure that the response is received, without placing an undue burden on the network.

### 10.5.2 TCP

A user agent using TCP MUST NOT retransmit requests, but uses the same algorithm as for UDP (Section 10.5.1) to retransmit responses until it receives an ACK. A client MAY give up on the request if there is no response within a client-defined timeout interval.

It is necessary to retransmit 2xx responses as their reliability is assured end-to-end only. If the chain of proxies has a UDP link in the middle, it could lose the response, with no possibility of recovery. For simplicity, we also retransmit non-2xx responses, although that is not strictly necessary.

## 10.6 Reliability for ACK Requests

The ACK request does not generate responses. It is only generated when a response to an INVITE request arrives (see Section 10.5). This behavior is independent of the transport protocol. Note that the ACK request MAY take a different path than the original INVITE request, and MAY even cause a new TCP connection to be opened in order to send it.

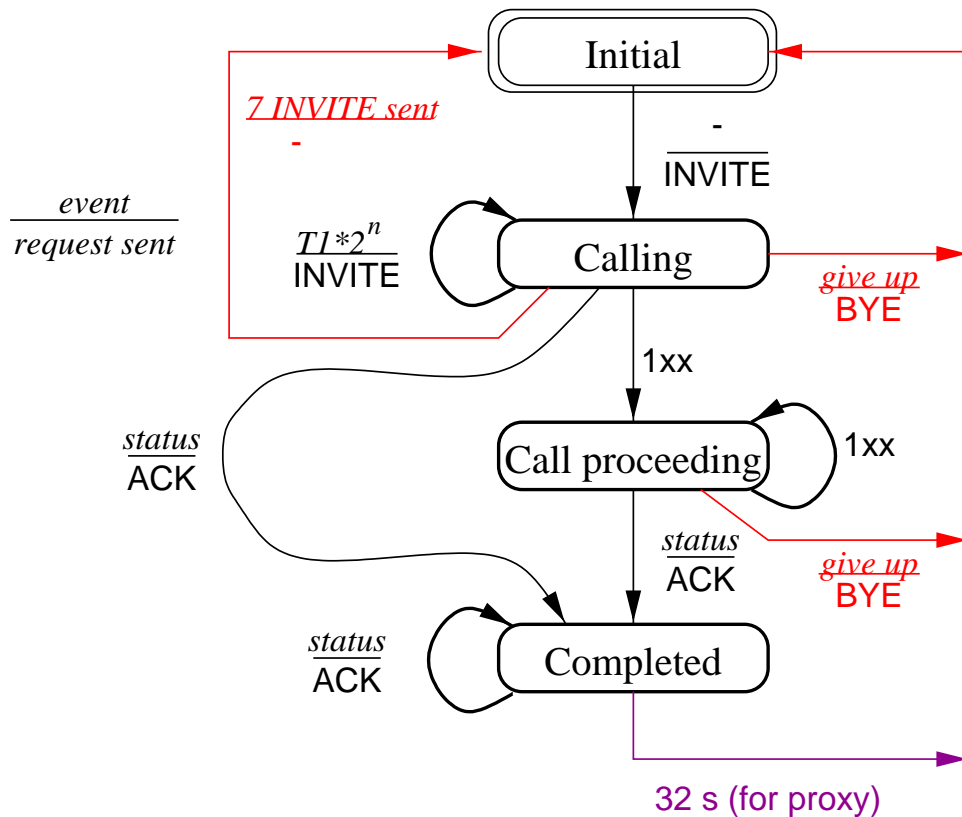


Figure 11: State transition diagram of client for INVITE method

## 10.7 ICMP Handling

Handling of ICMP messages in the case of UDP messages is straightforward. For requests, a host, network, port, or protocol unreachable error SHOULD be treated as if a 400-class response was received. For responses, these errors SHOULD cause the server to cease retransmitting the response.

Source quench ICMP messages SHOULD be ignored. TTL exceeded errors SHOULD be ignored. Parameter problem errors SHOULD be treated as if a 400-class response was received.

## 11 Behavior of SIP User Agents

This section describes the rules for user agent client and servers for generating and processing requests and responses.

### 11.1 Caller Issues Initial INVITE Request

When a user agent client desires to initiate a call, it formulates an INVITE request. The To field in the request contains the address of the callee, and remains unaltered as the request traverses proxies. The Request-URI contains the same address, but may be rewritten by proxies. The From field contains the address of the caller. If the From address can appear in requests generated by other user agent clients for the same call,

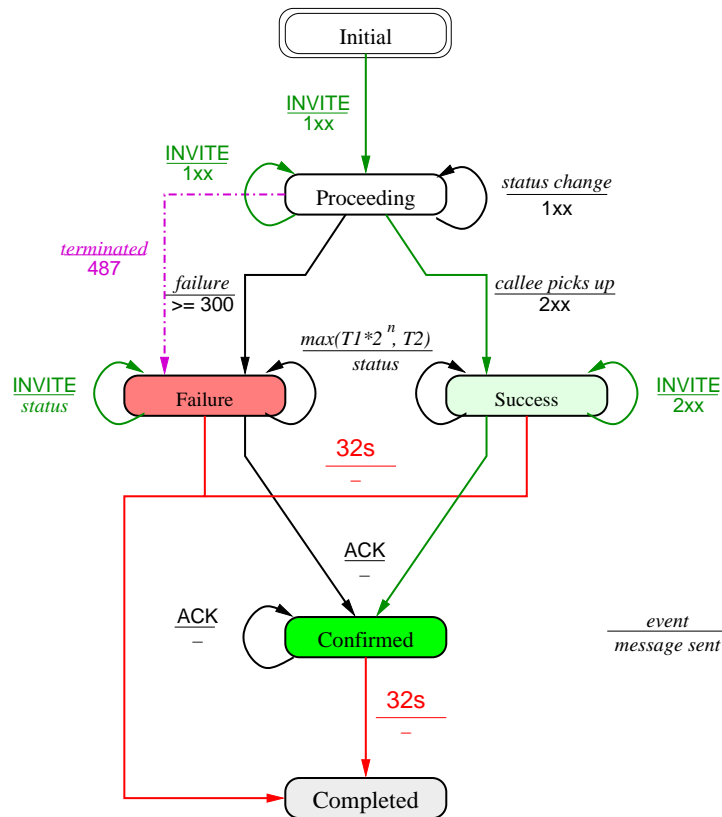


Figure 12: State transition diagram of server for INVITE method

the caller **MUST** insert the **tag** parameter in the **From** field. A UAC **MAY** optionally add a **Contact** header containing an address where it would like to be contacted for transactions from the callee back to the caller.

## 11.2 Callee Issues Response

When the initial INVITE request is received at the callee, the callee can accept, redirect, or reject the call. In all of these cases, it formulates a response. The response **MUST** copy the **To**, **From**, **Call-ID**, **CSeq** and **Via** fields from the request. Additionally, the responding UAS **MUST** add the **tag** parameter to the **To** field in the response if the request contained more than one **Via** header field. Since a request from a UAC may fork and arrive at multiple hosts, the **tag** parameter serves to distinguish, at the UAC, multiple responses from different UAS's. The UAS **MAY** add a **Contact** header field in the response. It contains an address where the callee would like to be contacted for subsequent transactions, including the **ACK** for the current INVITE. The UAS stores the values of the **To** and **From** field, including any tags. These become the local and remote addresses of the call leg, respectively.

## 11.3 Caller Receives Response to Initial Request

Multiple responses may arrive at the UAC for a single INVITE request, due to a forking proxy. Each response is distinguished by the "tag" parameter in the **To** header field, and each represents a distinct call leg. The caller **MAY** choose to acknowledge or terminate the call with each responding UAS. To acknowledge, it

sends an ACK request, and to terminate it sends a BYE request. The To header field in the ACK or BYE MUST be the same as the To field in the 200 response, including any tag. The From header field MUST be the same as the From header field in the 200 (OK) response, including any tag. The Request-URI of the ACK or BYE request MAY be set to whatever address was found in the Contact header field in the 200 (OK) response, if present. Alternately, a UAC may copy the address from the To header field into the Request-URI. The UAC also notes the value of the To and From header fields in each response. For each call leg, the To header field becomes the remote address, and the From header field becomes the local address.

#### 11.4 Caller or Callee Generate Subsequent Requests

Once the call has been established, either the caller or callee MAY generate INVITE or BYE requests to change or terminate the call. Regardless of whether the caller or callee is generating the new request, the header fields in the request are set as follows. For the desired call leg, the To header field is set to the remote address, and the From header field is set to the local address (both including any tags). A UAC copies the tag from the final response into the ACK, but it MUST NOT copy the tag into any subsequent requests unless the response was a 200-class response to an INVITE request. The To field of CANCEL requests always contain exactly the same value as the request it is cancelling.

The Contact header field MAY be different than the Contact header field sent in a previous response or request. The Request-URI MAY be set to the value of the Contact header field received in a previous request or response from the remote party.

The network destination and Request-URI of requests is determined according to the following rules:

- If the response from the previous request contained a Record-Route header field, the UAC sends the request to the last entry in the list and removes that entry. As described in Section 6.33, the Request-URI is set to that value.
- Otherwise, if the response from the previous response contained a Contact header field, the request is directed to the host and port identified there. The Request-URI is set to the value of the Contact header. The request does not contain a Route header field in this case.
- Otherwise, if the UAC is configured with the address of an outbound proxy server, the UAC sends the request there. The Request-URI contains the same URL as the To header field if the UAC is the callee. It copies the URL and To header field from the caller's From header if the UAC is the caller.
- Otherwise, if the UAC is the caller, it copies the To header field into the Request-URI. If the UAC is the callee, it copies the From value of the caller's request into the To header field and the Request-URI. In both cases, the UAC sends the request to the host identified in the URL.

If a UAC does not support DNS resolution or the full Record-Route/Route mechanism, it MAY send all requests to a locally configured outbound proxy. In that case, that proxy behaves as described above. The UAC MUST, however, perform the mapping of Record-Route to Route header fields and MUST include *all* Route header fields, i.e., the UAC does not remove the first Route header field.

#### 11.5 Receiving Subsequent Requests

When a request is received during a call, the following checks are made:

1. If the **Call-ID** is new, the request is for a new call, regardless of the values of the **To** and **From** header fields.

It is possible that the **To** header in an **INVITE** request has a tag, but the **UAS** believes this to be a new call. This will occur if the **UAS** crashed and rebooted in the middle of a call, and the **UAC** has sent what it believes to be a re-**INVITE**. The **UAS** **MAY** either accept or reject the request. Accepting the request provides robustness, so that calls can persist even through crashes. **UAs** wishing to support this capability must choose monotonically increasing **CSeq** numbers even across reboots. This is because subsequent requests from the crashed-and-rebooted **UA** towards the other **UA** need to have a **CSeq** number higher than previous requests in that direction.

Note also that the crashed-and-rebooted **UA** will have lost any **Route** headers which would need to be inserted into a subsequent request. Therefore, it is possible that the requests may not be properly forwarded by proxies.

RTP media agents allowing restarts need to be robust by accepting out-of-range timestamps and sequence numbers.

2. If the **Call-ID** exists, the request is for an existing call. If the **To**, **From**, **Call-ID**, and **CSeq** values exactly match (including tags) those of any requests received previously, the request is a retransmission.
3. If there was no match to the previous step, the **To** and **From** fields are compared against existing call leg local and remote addresses. If there is a match, and the **CSeq** in the request is higher than the last **CSeq** received on that leg, the request is a new transaction for an existing call leg.

## 12 Behavior of SIP Proxy and Redirect Servers

This section describes behavior of SIP redirect and proxy servers in detail. Proxy servers can “fork” connections, i.e., a single incoming request spawns several outgoing (client) requests.

### 12.1 Redirect Server

A redirect server does not issue any SIP requests of its own. After receiving a request other than **CANCEL**, the server gathers the list of alternative locations and returns a final response of class 3xx or it refuses the request. For well-formed **CANCEL** requests, it **SHOULD** return a 2xx response. This response ends the SIP transaction. The redirect server maintains transaction state for the whole SIP transaction. It is up to the client to detect forwarding loops between redirect servers.

### 12.2 User Agent Server

User agent servers behave similarly to redirect servers, except that they also accept requests and can return a response of class 2xx.

If a **UAS** receives an **INVITE** request for a call leg that has been terminated with an earlier **BYE** request, the server responds with 481 (Call Leg/Transaction Does Not Exist).

## 12.3 Proxy Server

This section outlines processing rules for proxy servers. A proxy server can either be stateful or stateless. When stateful, a proxy remembers the incoming request which generated outgoing requests, and the outgoing requests. A stateless proxy forgets all information once an outgoing request is generated. A forking proxy **SHOULD** be stateful. Proxies that accept TCP connections **MUST** be stateful when handling the TCP connection.

Otherwise, if the proxy were to lose a request, the TCP client would never retransmit it.

A stateful proxy **SHOULD NOT** become stateless until after it sends a definitive response upstream, and at least 32 seconds after it received a definitive response.

A *stateful* proxy acts similar to a virtual UAS/UAC, but cannot be viewed as just a UAS and UAC glued together at the back. (In particular, it does not originate requests except **ACK** and **CANCEL**.) It implements the server state machine when receiving requests, and the client state machine for generating outgoing requests, with the exception of receiving a 2xx response to an **INVITE**. Instead of generating an **ACK**, the 2xx response is always forwarded upstream towards the caller. Furthermore, **ACK**'s for 200 responses to **INVITE**'s are always proxied downstream towards the UAS, as they would be for a stateless proxy.

A *stateless* proxy forwards every request it receives downstream, and every response it receives upstream.

### 12.3.1 Proxying Requests

To prevent loops, a server **MUST** check if its own address is already contained in the **Via** header field of the incoming request. A proxy server **MUST** check for forwarding loops before proxying a request. A request has been looped if the server finds its own address in the **Via** header field **and** the hash computation over the fields enumerated in Section 6.45.5 yields the same value as the "branch" parameter in the **Via** entry containing the proxy server's address.

The **To**, **From**, **Call-ID**, and **Contact** tags are copied exactly from the original request. The proxy **SHOULD** change the **Request-URI** to indicate the server where it intends to send the request.

A proxy server always inserts a **Via** header field containing its own address into those requests that are caused by an incoming request. Each proxy **MUST** insert a "branch" parameter (Section 6.45).

### 12.3.2 Proxying Responses

A proxy only processes a response if the topmost **Via** field matches one of its addresses. A response with a non-matching top **Via** field **MUST** be dropped.

### 12.3.3 Stateless Proxy: Proxying Responses

A stateless proxy removes its own **Via** field, and checks the address in the next **Via** field. In the case of UDP, the response is sent to the address listed in the "maddr" tag if present, otherwise to the "received" tag if present, and finally to the address in the "sent-by" field. A proxy **MUST** remain stateful when handling requests received via TCP.

A stateless proxy **MUST NOT** generate its own provisional responses.



#### 12.3.4 Stateful Proxy: Receiving Requests

When a stateful proxy receives a request, it checks the **To**, **From** (including tags), **Call-ID** and **CSeq** against existing request records. If the tuple exists, the request is a retransmission. The provisional or final response sent previously is retransmitted, as per the server state machine. If the tuple does not exist, the request corresponds to a new transaction, and the request should be proxied.

A stateful proxy server **MAY** generate its own provisional (1xx) responses.

#### 12.3.5 Stateful Proxy: Receiving ACKs

When an ACK request is received, it is either processed locally or proxied. To make this determination, the **To**, **From**, **CSeq** and **Call-ID** fields are compared against those in previous requests. If there is no match, the ACK request is proxied as if it were an INVITE request. If there is a match, and if the server had ever sent a 200 response upstream, the ACK is proxied. If the server had never sent any responses upstream, the ACK is also proxied. If the server had sent a 3xx, 4xx, 5xx or 6xx response, but no 2xx response, the ACK is processed locally if the tag in the **To** field of the ACK matches the tag sent by the proxy in the response.

#### 12.3.6 Stateful Proxy: Receiving Responses

When a proxy server receives a response that has passed the **Via** checks, the proxy server checks the **To** (without the tag), **From** (including the tag), **Call-ID** and **CSeq** against values seen in previous requests. If there is no match, the response is forwarded upstream to the address listed in the **Via** field. If there is a match, the “branch” tag in the **Via** field is examined. If it matches a known branch identifier, the response is for the given branch, and processed by the virtual client for the given branch. Otherwise, the response is dropped.

A stateful proxy should obey the rules in Section 12.4 to determine if the response should be proxied upstream. If it is to be proxied, the same rules for stateless proxies above are followed, with the following addition for TCP. If a request was received via TCP (indicated by the protocol in the top **Via** header), the proxy checks to see if it has a connection currently open to that address. If so, the response is sent on that connection. Otherwise, a new TCP connection is opened to the address and port in the **Via** field, and the response is sent there. Note that this implies that a UAC or proxy **MUST** be prepared to receive responses on the incoming side of a TCP connection. Definitive non 200-class responses **MUST** be retransmitted by the proxy, even over a TCP connection.

#### 12.3.7 Stateless, Non-Forking Proxy

Proxies in this category issue at most a single unicast request for each incoming SIP request, that is, they do not “fork” requests. However, servers **MAY** choose to always operate in a mode that allows issuing of several requests, as described in Section 12.4.

The server can forward the request and any responses. It does not have to maintain any state for the SIP transaction. Reliability is assured by the next redirect or stateful proxy server in the server chain.

A proxy server **SHOULD** cache the result of any address translations and the response to speed forwarding of retransmissions. After the cache entry has been expired, the server cannot tell whether an incoming request is actually a retransmission of an older request. The server will treat it as a new request and commence another search.

## 12.4 Forking Proxy

The server must respond to the request (other than ACK) immediately with a 100 (Trying) response if it expects to take more than 200 ms to obtain a final response.

Successful responses to an INVITE request MAY contain a Contact header field so that the following ACK or BYE bypasses the proxy search mechanism. If the proxy requires future requests to be routed through it, it adds a Record-Route header to the request (Section 6.33).

The following C-code describes the behavior of a proxy server issuing several requests in response to an incoming INVITE request with method *R* which is to be proxied to a list of *N* destination enumerated in 'address', with an expiration time of 'expires' seconds.

The function `request(r, a, b)` sends a SIP request of type *r* to address *a*, with branch id *b*. `await_response()` waits until a response is received and returns the response. `close(a)` closes the TCP connection to client with address *a*. `response(r)` sends a response to the client. `ismulticast()` returns 1 if the location is a multicast address and zero otherwise. The variable `timeleft` indicates the amount of time left until the maximum response time has expired. The variable `recurse` indicates whether the server will recursively try addresses returned through a 3xx response. A server MAY decide to recursively try only certain addresses, e.g., those which are within the same domain as the proxy server. Thus, an initial multicast request can trigger additional unicast requests.

```

/* request type */
typedef enum {INVITE, ACK, BYE, OPTIONS, CANCEL, REGISTER} Method;

process_request(Method R, int N, address_t address[], int expires)
{
    struct {
        char *branch;          /* branch token */
        int branch_seq;       /* branch sequence number part */
        int done;             /* has responded */
    } outgoing[];
    char *location[];        /* list of locations */
    int heard = 0;           /* number of sites heard from */
    int class;               /* class of status code */
    int timeleft = expires; /* timeout value */
    int loc = 0;             /* number of locations */
    struct {                  /* response */
        int status;          /* response: CANCEL=-1 */
        int locations;       /* number of redirect locations */
        char *location[];   /* redirect locations */
        address_t a;        /* address of respondent */
        char *branch;       /* branch token */
        int branch_seq;     /* branch sequence number */
    } r, best;             /* response, best response */
    int i;

    best.status = 1000;

```

```
for (i = 0; i < N; i++) {
    request(R, address[i], i);
    outgoing[i].done = 0;
    outgoing[i].branch = "";
    outgoing[i].branch_seq = i;
}

while (timeleft > 0 && heard < N) {
    r = await_response();
    class = r.status / 100;

    /* If final response, mark branch as done. */
    if (class >= 2) {
        heard++;
        for (i = 0; i < N; i++) {
            if (r.branch_seq == outgoing[i].branch_seq) {
                outgoing[i].done = 1;
                break;
            }
        }
    }
    /* CANCEL: respond, fork and wait for responses */
    /* terminate INVITE with 40 */
    else if (class < 0) {
        best.status = 200;
        response(best);
        for (i = 0; i < N; i++) {
            if (!outgoing[i].done)
                request(CANCEL, address[i], outgoing[i].branch);
        }
        best.status = -1;
    }

    /* Send an ACK */
    if (class != 2) {
        if (R == INVITE) request(ACK, r.a, r.branch);
    }

    if (class == 2) {
        if (r.status < best.status) best = r;
        break;
    }
    else if (class == 3) {
        /* A server MAY optionally recurse. The server MUST check
        * whether it has tried this location before and whether the
```

```

    * location is part of the Via path of the incoming request.
    * This check is omitted here for brevity. Multicast locations
    * MUST NOT be returned to the client if the server is not
    * recursing.
    */
if (recurse) {
    multicast = 0;
    N += r.locations;
    for (i = 0; i < r.locations; i++) {
        request(R, r.location[i]);
    }
    } else if (!ismulticast(r.location)) {
        best = r;
    }
}
else if (class == 4) {
    if (best.status >= 400) best = r;
}
else if (class == 5) {
    if (best.status >= 500) best = r;
}
else if (class == 6) {
    best = r;
    break;
}
}

/* We haven't heard anything useful from anybody. */
if (best.status == 1000) {
    best.status = 408; /* Timeout */
}
if (best.status/100 != 3) loc = 0;
response(best);
}

```

Responses are processed as follows. The process completes (and state can be freed) when all requests have been answered by final status responses (for unicast) or 60 seconds have elapsed (for multicast). A proxy MAY send a CANCEL to all incomplete branches and return the best available final status to the client if not all responses have been received after 60 seconds or the timeout period specified in the Timeout header field of the request. If no responses have been received, the proxy returns a 408 (Timeout) response to the client.

When forwarding responses, a proxy MUST forward *all* header fields of the selected response.

**1xx:** The proxy MAY forward the response upstream towards the client.

**2xx:** The proxy MUST forward the response upstream towards the client, without sending an ACK down-

stream. After receiving a 2xx, the server MAY terminate all other pending requests by sending a CANCEL request and closing the TCP connection, if applicable. (Terminating pending requests is advisable as searches consume resources. Also, INVITE requests could “ring” on a number of workstations if the callee is currently logged in more than once.)

**3xx:** The proxy MUST send an ACK and MAY recurse on the listed Contact addresses. Otherwise, the lowest-numbered response is returned if there were no 2xx responses.

Location lists are not merged as that would prevent forwarding of authenticated responses. Also, responses can have message bodies, so that merging is not feasible.

**4xx, 5xx:** The proxy MUST send an ACK and remember the response if it has a lower status code than any previous 4xx and 5xx responses. On completion, the lowest-numbered response is returned if there were no 2xx or 3xx responses.

The proxy SHOULD collect all WWW-Authenticate and Proxy-Authenticate headers from all 401 and 407 responses and return all of them in the response if either 401 or 407 is the lowest-numbered response.

**6xx:** The proxy send an ACK. Unless a 2xx response has been received, it MUST forward the response to the client. Otherwise, the response MUST NOT be forwarded. Other pending requests MAY be terminated with CANCEL as described for 2xx responses.

A proxy server forwards any response for Call-IDs for which it does not have a pending transaction according to the response's Via header. User agent servers respond to BYE requests for unknown call legs with status code 481 (Transaction Does Not Exist); they drop ACK requests with unknown call legs silently.

Special considerations apply for choosing forwarding destinations for ACK and BYE requests. In most cases, these requests will bypass proxies and reach the desired party directly, keeping proxies from having to make forwarding decisions.

A proxy MAY maintain call state for a period of its choosing. If a proxy still has list of destinations that it forwarded the last INVITE to, it SHOULD direct ACK requests only to those downstream servers.

## 13 Security Considerations

### 13.1 Confidentiality and Privacy: Encryption

#### 13.1.1 End-to-End Encryption

SIP requests and responses can contain sensitive information about the communication patterns and communication content of individuals. The SIP message body MAY also contain encryption keys for the session itself. SIP supports three complementary forms of encryption to protect privacy:

- End-to-end encryption of the SIP message body and certain sensitive header fields;
- hop-by-hop encryption to prevent eavesdropping that tracks who is calling whom;
- hop-by-hop encryption of Via fields to hide the route a request has taken.

Not all of the SIP request or response can be encrypted end-to-end because header fields such as To and Via need to be visible to proxies so that the SIP request can be routed correctly. Hop-by-hop encryption

encrypts the entire SIP request or response on the wire so that packet sniffers or other eavesdroppers cannot see who is calling whom. Hop-by-hop encryption can also encrypt requests and responses that have been end-to-end encrypted. Note that proxies can still see who is calling whom, and this information is also deducible by performing a network traffic analysis, so this provides a very limited but still worthwhile degree of protection.

SIP Via fields are used to route a response back along the path taken by the request and to prevent infinite request loops. However, the information given by them can also provide useful information to an attacker. Section 6.24 describes how a sender can request that Via fields be encrypted by cooperating proxies without compromising the purpose of the Via field.

End-to-end encryption relies on keys shared by the two user agents involved in the request. Typically, the message is sent encrypted with the public key of the recipient, so that only that recipient can read the message. All implementations SHOULD support PGP-based encryption [37] and MAY implement other schemes.

A SIP request (or response) is end-to-end encrypted by splitting the message to be sent into a part to be encrypted and a short header that will remain in the clear. Some parts of the SIP message, namely the request line, the response line and certain header fields marked with “n” in the “enc.” column in Table 4 and 5 need to be read and returned by proxies and thus MUST NOT be encrypted end-to-end. Possibly sensitive information that needs to be made available as plaintext include destination address (To) and the forwarding path (Via) of the call. The Authorization header field MUST remain in the clear if it contains a digital signature as the signature is generated after encryption, but MAY be encrypted if it contains “basic” or “digest” authentication.

Other header fields MAY be encrypted or MAY travel in the clear as desired by the sender. The Subject, Allow and Content-Type header fields will typically be encrypted. The Accept, Accept-Language, Date, Expires, Priority, Require, Call-ID, Cseq, and Timestamp header fields will remain in the clear.

All fields that will remain in the clear MUST precede those that will be encrypted. The message is encrypted starting with the first character of the first header field that will be encrypted and continuing through to the end of the message body. If no header fields are to be encrypted, encrypting starts with the second CRLF pair after the last header field, as shown below. Carriage return and line feed characters have been made visible as “\$”, and the encrypted part of the message is outlined.

```

INVITE sip:watson@boston.bell-telephone.com SIP/2.0$
Via: SIP/2.0/UDP 169.130.12.5$
To: T. A. Watson <sip:watson@bell-telephone.com>$
From: A. Bell <sip:a.g.bell@bell-telephone.com>$
Encryption: PGP version=5.0$
Content-Length: 224$
Call-ID: 187602141351@worchester.bell-telephone.com$
Content-Type: message/sip
CSeq: 488$
$
*****
* Subject: Mr. Watson, come here.$          *
* Content-Type: application/sdp$           *
* $                                         *
* v=0$                                       *

```

```
* o=bell 53655765 2353687637 IN IP4 128.3.4.5$      *
* s=Mr. Watson, come here.$                        *
* t=0 0$                                           *
* c=IN IP4 135.180.144.94$                         *
* m=audio 3456 RTP/AVP 0 3 4 5$                   *
*****
```

An Encryption header field MUST be added to indicate the encryption mechanism used. A Content-Length field is added that indicates the length of the encrypted body. The encrypted body is preceded by a blank line as a normal SIP message body would be.

Upon receipt by the called user agent possessing the correct decryption key, the message body as indicated by the Content-Length field is decrypted, and the now-decrypted body is appended to the clear-text header fields. There is no need for an additional Content-Length header field within the encrypted body because the length of the actual message body is unambiguous after decryption.

A Content-Type indication of "message/sip" MAY be added, but will be overridden after receipt.

Had no SIP header fields required encryption, the message would have been as below. Note that the encrypted body MUST then include a blank line (start with CRLF) to disambiguate between any possible SIP header fields that might have been present and the SIP message body.

```
INVITE sip:watson@boston.bell-telephone.com SIP/2.0$
Via: SIP/2.0/UDP 169.130.12.5$
To: T. A. Watson <sip:watson@bell-telephone.com>$
From: A. Bell <a.g.bell@bell-telephone.com>$
Encryption: PGP version=5.0$
Content-Type: application/sdp$
Content-Length: 107$
$
*****
* $                                               *
* v=0$                                           *
* o=bell 53655765 2353687637 IN IP4 128.3.4.5$ *
* c=IN IP4 135.180.144.94$                       *
* m=audio 3456 RTP/AVP 0 3 4 5$                 *
*****
```

### 13.1.2 Privacy of SIP Responses

SIP requests can be sent securely using end-to-end encryption and authentication to a called user agent that sends an insecure response. This is allowed by the SIP security model, but is not a good idea. However, unless the correct behavior is explicit, it would not always be possible for the called user agent to infer what a reasonable behavior was. Thus when end-to-end encryption is used by the request originator, the encryption key to be used for the response SHOULD be specified in the request. If this were not done, it might be possible for the called user agent to incorrectly infer an appropriate key to use in the response. Thus, to prevent key-guessing becoming an acceptable strategy, we specify that a called user agent receiving a request that does not specify a key to be used for the response SHOULD send that response unencrypted.

Any SIP header fields that were encrypted in a request SHOULD also be encrypted in an encrypted response. Contact response fields MAY be encrypted if the information they contain is sensitive, or MAY be left in the clear to permit proxies more scope for localized searches.

### 13.1.3 Encryption by Proxies

Normally, proxies are not allowed to alter end-to-end header fields and message bodies. Proxies MAY, however, encrypt an unsigned request or response with the key of the call recipient.

Proxies need to encrypt a SIP request if the end system cannot perform encryption or to enforce organizational security policies.

### 13.1.4 Hop-by-Hop Encryption

SIP requests and responses MAY also be protected by security mechanisms at the transport or network layer. No particular mechanism is defined or recommended here. Two possibilities are IPSEC [38] or TLS [39]. The use of a particular mechanism will generally need to be specified out of band, through manual configuration, for example.

### 13.1.5 Via field encryption

When Via header fields are to be hidden, a proxy that receives a request containing an appropriate “Hide: hop” header field (as specified in section 6.24) SHOULD encrypt the header field. As only the proxy that encrypts the field will decrypt it, the algorithm chosen is entirely up to the proxy implementor. Two methods satisfy these requirements:

- The server keeps a cache of Via header fields and the associated To header field, and replaces the Via header field with an index into the cache. On the reverse path, take the Via header field from the cache rather than the message.

This is insufficient to prevent message looping, and so an additional ID MUST be added so that the proxy can detect loops. This SHOULD NOT normally be the address of the proxy as the goal is to hide the route, so instead a sufficiently large random number SHOULD be used by the proxy and maintained in the cache.

It is possible for replies to get directed to the wrong originator if the cache entry gets reused, so great care needs to be taken to ensure this does not happen.

- The server MAY use a secret key to encrypt the Via field, a timestamp and an appropriate checksum in any such message with the same secret key. The checksum is needed to detect whether successful decoding has occurred, and the timestamp is required to prevent possible replay attacks and to ensure that no two requests from the same previous hop have the same encrypted Via field. This is the preferred solution.

## 13.2 Message Integrity and Access Control: Authentication

Protective measures need to be taken to prevent an active attacker from modifying and replaying SIP requests and responses. The same cryptographic measures that are used to ensure the authenticity of the SIP message



also serve to authenticate the originator of the message. However, the “basic” and “digest” authentication mechanism offer authentication only, without message integrity.

Transport-layer or network-layer authentication MAY be used for hop-by-hop authentication. SIP also extends the HTTP WWW-Authenticate (Section 6.47) and Authorization (Section 6.11) header field and their Proxy- counterparts to include cryptographically strong signatures. SIP also supports the HTTP “basic” and “digest” schemes (see Section 14) and other HTTP authentication schemes to be defined that offer a rudimentary mechanism of ascertaining the identity of the caller.

SIP requests MAY be authenticated using the Authorization header field to include a digital signature of certain header fields, the request method and version number and the payload, none of which are modified between client and called user agent. The Authorization header field is used in requests to authenticate the request originator end-to-end to proxies and the called user agent, and in responses to authenticate the called user agent or proxies returning their own failure codes. If required, hop-by-hop authentication can be provided, for example, by the IPSEC Authentication Header.

SIP does not dictate which digital signature scheme is used for authentication, but does define how to provide authentication using PGP in Section 15. As indicated above, SIP implementations MAY also use “basic” and “digest” authentication and other authentication mechanisms defined for HTTP [40]. Note that “basic” authentication has severe security limitations. The following does not apply to these schemes.

To cryptographically sign a SIP request, the order of the SIP header fields is important. When an Authorization header field is present, it indicates that all header fields following the Authorization header field have been included in the signature. Therefore, hop-by-hop header fields which MUST or SHOULD be modified by proxies MUST precede the Authorization header field as they will generally be modified or added-to by proxy servers. Hop-by-hop header fields which MAY be modified by a proxy MAY appear before or after the Authorization header. When they appear before, they MAY be modified by a proxy. When they appear after, they MUST NOT be modified by a proxy. To sign a request, a client constructs a message from the request method (in upper case) followed, without LWS, by the SIP version number, followed, again without LWS, by the request headers to be signed and the message body. The message thus constructed is then signed.

For example, if the SIP request is to be:

```
INVITE sip:watson@boston.bell-telephone.com SIP/2.0
Via: SIP/2.0/UDP 169.130.12.5
Authorization: PGP version=5.0, signature=...
From: A. Bell <sip:a.g.bell@bell-telephone.com>
To: T. A. Watson <sip:watson@bell-telephone.com>
Call-ID: 187602141351@worcester.bell-telephone.com
Subject: Mr. Watson, come here.
Content-Type: application/sdp
Content-Length: ...
```

```
v=0
o=bell 53655765 2353687637 IN IP4 128.3.4.5
s=Mr. Watson, come here.
t=0 0
c=IN IP4 135.180.144.94
m=audio 3456 RTP/AVP 0 3 4 5
```

Then the data block that is signed is:

```
INVITESIP/2.0From: A. Bell <sip:a.g.bell@bell-telephone.com>
To: T. A. Watson <sip:watson@bell-telephone.com>
Call-ID: 187602141351@worcester.bell-telephone.com
Subject: Mr. Watson, come here.
Content-Type: application/sdp
Content-Length: ...
```

```
v=0
o=bell 53655765 2353687637 IN IP4 128.3.4.5
s=Mr. Watson, come here.
t=0 0
c=IN IP4 135.180.144.94
m=audio 3456 RTP/AVP 0 3 4 5
```

Clients wishing to authenticate requests **MUST** construct the portion of the message below the **Authorization** header using a canonical form. This allows a proxy to parse the message, take it apart, and reconstruct it, without causing an authentication failure due to extra white space, for example. Canonical form consists of the following rules:

- No short form header fields;
- Header field names are capitalized as shown in this document;
- No white space between the header name and the colon;
- A single space after the colon;
- Line termination with a CRLF;
- No line folding;
- No comma separated lists of header values; each must appear as a separate header;
- Only a single SP between tokens, between tokens and quoted strings, and between quoted strings; no SP after last token or quoted string;
- No LWS between tokens and separators, except as described above for after the colon in header fields;
- The To and From header fields always include the < and > delimiters even if the display-name is empty.

Note that if a message is encrypted and authenticated using a digital signature, when the message is generated encryption is performed before the digital signature is generated. On receipt, the digital signature is checked before decryption.

A client **MAY** require that a server sign its response by including a **Require: signed-response** request header field. The client indicates the desired authentication method via the **WWW-Authenticate** header.

The correct behavior in handling unauthenticated responses to a request that requires authenticated responses is described in section 13.2.1.

### 13.2.1 Trusting responses

There is the possibility that an eavesdropper listens to requests and then injects unauthenticated responses that terminate, redirect or otherwise interfere with a call. (Even encrypted requests contain enough information to fake a response.)

Clients need to be particularly careful with 3xx redirection responses. Thus a client receiving, for example, a 301 (Moved Permanently) which was not authenticated when the public key of the called user agent is known to the client, and authentication was requested in the request SHOULD be treated as suspicious. The correct behavior in such a case would be for the called-user to form a dated response containing the Contact field to be used, to sign it, and give this signed stub response to the proxy that will provide the redirection. Thus the response can be authenticated correctly. A client SHOULD NOT automatically redirect such a request to the new location without alerting the user to the authentication failure before doing so.

Another problem might be responses such as 6xx failure responses which would simply terminate a search, or "4xx" and "5xx" response failures.

If TCP is being used, a proxy SHOULD treat 4xx and 5xx responses as valid, as they will not terminate a search. However, fake 6xx responses from a rogue proxy terminate a search incorrectly. 6xx responses SHOULD be authenticated if requested by the client, and failure to do so SHOULD cause such a client to ignore the 6xx response and continue a search.

With UDP, the same problem with 6xx responses exists, but also an active eavesdropper can generate 4xx and 5xx responses that might cause a proxy or client to believe a failure occurred when in fact it did not. Typically 4xx and 5xx responses will not be signed by the called user agent, and so there is no simple way to detect these rogue responses. This problem is best prevented by using hop-by-hop encryption of the SIP request, which removes any additional problems that UDP might have over TCP.

These attacks are prevented by having the client require response authentication and dropping unauthenticated responses. A server user agent that cannot perform response authentication responds using the normal Require response of 420 (Bad Extension).

### 13.3 Callee Privacy

User location and SIP-initiated calls can violate a callee's privacy. An implementation SHOULD be able to restrict, on a per-user basis, what kind of location and availability information is given out to certain classes of callers.

### 13.4 Known Security Problems

With either TCP or UDP, a denial of service attack exists by a rogue proxy sending 6xx responses. Although a client SHOULD choose to ignore such responses if it requested authentication, a proxy cannot do so. It is obliged to forward the 6xx response back to the client. The client can then ignore the response, but if it repeats the request it will probably reach the same rogue proxy again, and the process will repeat.

## 14 SIP Authentication using HTTP Basic and Digest Schemes

SIP implementations MAY use HTTP's basic and digest authentication mechanisms (RFC 2617 [40]) to provide a rudimentary form of security. This section overviews usage of these mechanisms in SIP. The basic operation is almost completely identical to that for HTTP [40]. This section outlines this operation, pointing to RFC 2617 [40] for details, and noting the differences when used in SIP.

## 14.1 Framework

The framework for SIP authentication parallels that for HTTP (RFC 2617 [40]). In particular, the BNF for `auth-scheme`, `auth-param`, `challenge`, `realm`, `realm-value`, and `credentials` is identical. The 401 response is used by user agent servers in SIP to challenge the authorization of a user agent client. Additionally, registrars and redirect servers MAY make use of 401 responses for authorization, but proxies MUST NOT, and instead MAY use the 407 response. The requirements for inclusion of the `Proxy-Authenticate`, `Proxy-Authorization`, `WWW-Authenticate`, and `Authorization` in the various messages is identical to RFC 2617 [40].

Since SIP does not have the concept of a canonical root URL, the notion of protection spaces are interpreted differently for SIP. The realm is a protection domain for all SIP URIs with the same value for the `userinfo`, `host` and `port` part of the SIP Request-URI. For example:

```
INVITE sip:alice.wonderland@example.com SIP/2.0
WWW-Authenticate: Basic realm="business"
```

and

```
INVITE sip:aw@example.com SIP/2.0
WWW-Authenticate: Basic realm="business"
```

define different protection realms according to this rule.

When a UAC resubmits a request with its credentials after receiving a 401 or 407 response, it MUST increment the `CSeq` header field as it would normally do when sending an updated request.

## 14.2 Basic Authentication

The rules for basic authentication follow those defined in [40, Section 2] but with the words “origin server” replaced with “user agent server, redirect server , or registrar”.

Since SIP URIs are not hierarchical, the paragraph in [40, Section 2] that states that “all paths at or deeper than the depth of the last symbolic element in the path field of the Request-URI also are within the protection space specified by the Basic realm value of the current challenge” does not apply for SIP. SIP clients MAY preemptively send the corresponding `Authorization` header with requests for SIP URIs within the same protection realm (as defined above) without receipt of another challenge from the server.

## 14.3 Digest Authentication

The rules for digest authentication follow those defined in [40, Section 3], with “HTTP 1.1” replaced by “SIP/2.0” in addition to the following differences:

1. The URI included in the challenge has the following BNF:

```
URI = SIP-URL
```

2. The BNF in RFC 2617 has an error in that the URI is not enclosed in quotation marks. (The example in Section 3.5 is correct.) For SIP, the URI MUST be enclosed in quotation marks.

3. The BNF for `digest-uri-value` is:

`digest-uri-value` = Request-URI ; as defined in Section 4.3

4. The example procedure for choosing a nonce based on `Etag` does not work for SIP.
5. The `Authentication-Info` and `Proxy-Authentication-Info` fields are not used in SIP.
6. The text in RFC 2617 [40] regarding cache operation does not apply to SIP.
7. RFC 2617 [40] requires that a server check that the URI in the request line, and the URI included in the `Authorization` header, point to the same resource. In a SIP context, these two URI's may actually refer to different users, due to forwarding at some proxy. Therefore, in SIP, a server MAY check that the `request-uri` in the `Authorization` header corresponds to a user that the server is willing to accept forwarded or direct calls for.

## 14.4 Proxy-Authentication

The use of the `Proxy-Authentication` and `Proxy-Authorization` parallel that as described in [40, Section 3.6], with one difference. Proxies MUST NOT add the `Proxy-Authorization` header. 407 responses MUST be forwarded upstream towards the client following the procedures for any other response. It is the client's responsibility to add the `Proxy-Authorization` header containing credentials for the proxy which has asked for authentication.

If a proxy were to resubmit a request with a `Proxy-Authorization` header field, it would need to increment the `CSeq` in the new request. However, this would mean that the UAC which submitted the original request would discard a response from the UAS, as the `CSeq` value would be different.

See sections 6.30 and 6.31 for additional information on usage of these fields as they apply to SIP.

It is also possible that a 401 (Unauthorized) response contains several challenges, from a mixture of proxies and user agent servers, if the request was forked.

## 15 SIP Security Using PGP

### 15.1 PGP Authentication Scheme

The "pgp" authentication scheme is based on the model that the client authenticates itself with a request signed with the client's private key. The server can then ascertain the origin of the request if it has access to the public key, preferably signed by a trusted third party. Implementations supporting this scheme MUST implement the definitions and default algorithms of RFC 2440 [41] and MAY implement the older version, based upon PGP 2.6, described in RFC 1991 [37].

### 15.1.1 The WWW-Authenticate Response Header

```

WWW-Authenticate = "WWW-Authenticate" ":" "pgp" pgp-challenge
pgp-challenge    = # pgp-params
pgp-params      = realm | pgp-version | pgp-micalgorithm | nonce
realm           = "realm" "=" realm-value
realm-value     = quoted-string
pgp-version     = "version" "="
                <"> digit *( "." digit ) *letter <">
pgp-micalgorithm = "algorithm" "=" ( "md5" | "sha1" | token
                | "ripemd160" | "MD2" | "TIGER192" | "HAVAL-5-160" )
pgp-pubalgorithm = "pubkey" "=" ( "rsa" | "rsa-encrypt"
                | "rsa-sign" | "elgamal" | "dsa" | token )
nonce           = "nonce" "=" nonce-value
nonce-value     = quoted-string

```

The meanings of the values of the parameters used above are as follows:

**realm:** A string to be displayed to users so they know which identity to use. This string SHOULD contain at least the name of the host performing the authentication and MAY additionally indicate the collection of users who might have access. An example might be "Users with call-out privileges".

**pgp-algorithm:** The value of this parameter indicates the PGP message integrity check (MIC) to be used to produce the signature. If this not present it is assumed to be "md5". The currently defined values are "md5" for the MD5 checksum, and "sha1" for the SHA.1 algorithm.

**pgp-version:** The version of PGP that the client MUST use. Common values are "2.6.2" and "5.0". The default is 5.0.

**nonce:** A server-specified data string which should be uniquely generated each time a 401 response is made. It is RECOMMENDED that this string be base64 [42] or hexadecimal data. Specifically, since the string is passed in the header lines as a quoted string, the double-quote character is not allowed. The contents of the nonce are implementation dependent. The quality of the implementation depends on a good choice. Since the nonce is used only to prevent replay attacks and is signed, a time stamp in units convenient to the server is sufficient.

Replay attacks within the duration of the call setup are of limited interest, so that timestamps with a resolution of a few seconds are often sufficient. In that case, the server does not have to keep a record of the nonces.

Example:

```

WWW-Authenticate: pgp version="5.0"
                 realm="Your Startrek identity, please", algorithm=md5,
                 nonce="913082051"

```

### 15.1.2 The Authorization Request Header

The client is expected to retry the request, passing an Authorization header line, which is defined as follows.

```

Authorization = "Authorization" ":" "pgp" # pgp-response
pgp-response = realm | pgp-version | pgp-signature
               | signed-by | nonce
pgp-signature = "signature" "=" quoted-string
signed-by     = "signed-by" "=" <"> URI <">

```

The client **MUST** increment the CSeq header before resubmitting the request. The signature **MUST** correspond to the From header of the request unless the signed-by parameter is provided.

**pgp-signature:** The PGP ASCII-armored signature [37] and [41], as it appears between the "BEGIN PGP MESSAGE" and "END PGP MESSAGE" delimiters, without the version indication. The signature is included without any linebreaks.

The signature is computed, in order, across the nonce (if present), realm, request method, request version and header fields following the Authorization header and the message body, in the same order as they appear in the message. The nonce, realm, request method and version are prepended to the header fields without any white space. The signature is computed across the headers as sent, and the terminating CRLF. The CRLF following the Authorization header is **NOT** included in the signature.

UACs **MAY** attempt to authenticate themselves without a nonce on the first INVITE request rather than waiting for a 401 response if the UAC knows, e.g., from past requests or local configuration, that the UAS supports PGP authentication. A server **MAY** be configured not to generate nonces only if replay attacks are not a concern.

Not generating nonces avoids the additional set of request, 401 response and possibly ACK messages and reduces delay by one round-trip time.

Using the ASCII-armored version is about 25% less space-efficient than including the binary signature, but it is significantly easier for the receiver to piece together. Versions of the PGP program always include the full (compressed) signed text in their output unless ASCII-armored mode (-sta) is specified. Typical signatures are about 200 bytes long. – The PGP signature mechanism allows the client to simply pass the request to an external PGP program. This relies on the requirement that proxy servers are not allowed to reorder or change header fields.

**realm:** The realm is copied from the corresponding WWW-Authenticate header field parameter.

**signed-by:** If and only if the request was not signed by the entity listed in the From header, the signed-by header indicates the name of the signing entity, expressed as a URI.

Receivers of signed SIP messages **SHOULD** discard any end-to-end header fields above the Authorization header, as they may have been maliciously added en route by a proxy.

Example:

```

Authorization: pgp version="5.0",
              realm="Your Startrek identity, please",

```

```

nonce="913082051"
signature="iQB1AwUBNNJiUaYBnHmiiQh1AQFYsgL/Wt3dk6TWK81/b0gcNDf
VAUGU4rhEBW972IPxFSOZ94L1qhCLInTPaqhHFw1cb31B01rA0RhpV4t5yCdUt
SRYBSkOK29o5e1K1FeW23EzYPVUm2T1DAhbcjbMdfC+KLFX
=aIrx"

```

## 15.2 PGP Encryption Scheme

The PGP encryption scheme uses the following syntax:

```

Encryption      = "Encryption" ":" "pgp" pgp-eparams
pgp-eparams     = 1# ( pgp-version | pgp-encoding )
pgp-encoding    = "encoding" "=" "ascii" | token

```

**encoding:** Describes the encoding or “armor” used by PGP. The value “ascii” refers to the standard PGP ASCII armor, without the lines containing “BEGIN PGP MESSAGE” and “END PGP MESSAGE” and without the version identifier. By default, the encrypted part is included as binary.

Example:

```
Encryption: pgp version="2.6.2", encoding="ascii"
```

## 15.3 Response-Key Header Field for PGP

```

Response-Key   = "Response-Key" ":" "pgp" pgp-eparams
pgp-eparams    = 1# ( pgp-version | pgp-encoding | pgp-key )
pgp-key        = "key" "=" quoted-string

```

If ASCII encoding has been requested via the encoding parameter, the key parameter contains the user’s public key as extracted from the pgp key ring with the “pgp -kxa *user*”.

Example:

```

Response-Key: pgp version="2.6.2", encoding="ascii",
key="mQBtAzNWHNYAAAEDAL7QvAdK2utY05wuUG+ItYK5tCF8HNJM60sU4rLaV+eUnkMk
mOmJWtc2wXcZx1XaXb2lkydTQOesrUR75IwNXBuZXPEIMThEa5WLsT7VLme7njnx
sE86SgWmAZx5ookIdQAFebQxSGVubmluZyBTY2h1bHpyaW5uZSA8c2NodWx6cmlu
bmVAY3MuY29sdWliaWEuZWR1Pg==
=+y19"

```

## 16 Examples

In the following examples, we often omit the message body and the corresponding Content-Length and Content-Type headers for brevity.



## 16.1 Registration

A user at host `saturn.bell-tel.com` registers on start-up, via multicast, with the local SIP server named `bell-tel.com`. In the example, the user agent on `saturn` expects to receive SIP requests on UDP port 3890.

```
C->S: REGISTER sip:bell-tel.com SIP/2.0
      Via: SIP/2.0/UDP saturn.bell-tel.com
      From: sip:watson@bell-tel.com
      To: sip:watson@bell-tel.com
      Call-ID: 70710@saturn.bell-tel.com
      CSeq: 1 REGISTER
      Contact: <sip:watson@saturn.bell-tel.com:3890;transport=udp>
      Expires: 7200
```

The registration expires after two hours. Any future invitations for `watson@bell-tel.com` arriving at `sip.bell-tel.com` will now be redirected to `watson@saturn.bell-tel.com`, UDP port 3890.

If Watson wants to be reached elsewhere, say, an on-line service he uses while traveling, he updates his reservation after first cancelling any existing locations:

```
C->S: REGISTER sip:bell-tel.com SIP/2.0
      Via: SIP/2.0/UDP saturn.bell-tel.com
      From: sip:watson@bell-tel.com
      To: sip:watson@bell-tel.com
      Call-ID: 70710@saturn.bell-tel.com
      CSeq: 2 REGISTER
      Contact: *
      Expires: 0
```

```
C->S: REGISTER sip:bell-tel.com SIP/2.0
      Via: SIP/2.0/UDP saturn.bell-tel.com
      From: sip:watson@bell-tel.com
      To: sip:watson@bell-tel.com
      Call-ID: 70710@saturn.bell-tel.com
      CSeq: 3 REGISTER
      Contact: sip:tawatson@example.com
```

Now, the server will forward any request for Watson to the server at `example.com`, using the Request-URI `tawatson@example.com`. For the server at `example.com` to reach Watson, he will need to send a REGISTER there, or inform the server of his current location through some other means.

It is possible to use third-party registration. Here, the secretary `jon.diligent` registers his boss, T. Watson:

```
C->S: REGISTER sip:bell-tel.com SIP/2.0
```

```
Via: SIP/2.0/UDP pluto.bell-tel.com
From: sip:jon.diligent@bell-tel.com
To: sip:watson@bell-tel.com
Call-ID: 17320@pluto.bell-tel.com
CSeq: 1 REGISTER
Contact: sip:tawatson@example.com
```

The request could be sent to either the registrar at `bell-tel.com` or the server at `example.com`. In the latter case, the server at `example.com` would proxy the request to the address indicated in the Request-URI. Then, Max-Forwards header could be used to restrict the registration to that server.

## 16.2 Invitation to a Multicast Conference

The first example invites `schooler@vlsi.cs.caltech.edu` to a multicast session. All examples use the Session Description Protocol (SDP) (RFC 2327 [6]) as the session description format.

### 16.2.1 Request

```
C->S: INVITE sip:schooler@cs.caltech.edu SIP/2.0
Via: SIP/2.0/UDP csvax.cs.caltech.edu;branch=7c337f30d7ce.1
    ;maddr=239.128.16.254;ttl=16
Via: SIP/2.0/UDP north.east.isi.edu
From: Mark Handley <sip:mjh@isi.edu>
To: Eve Schooler <sip:schooler@caltech.edu>
Call-ID: 2963313058@north.east.isi.edu
CSeq: 1 INVITE
Subject: SIP will be discussed, too
Content-Type: application/sdp
Content-Length: 187

v=0
o=user1 53655765 2353687637 IN IP4 128.3.4.5
s=Mbone Audio
t=3149328700 0
i=Discussion of Mbone Engineering Issues
e=mbone@somewhere.com
c=IN IP4 224.2.0.1/127
t=0 0
m=audio 3456 RTP/AVP 0
a=rtpmap:0 PCMU/8000
```

The From request header above states that the request was initiated by `mjh@isi.edu` and addressed to `schooler@caltech.edu` (From header fields). The Via fields list the hosts along the path from invitation initiator (the last element of the list) towards the callee. In the example above, the message was last multicast to the administratively scoped group `239.128.16.254` with a ttl of 16 from the host `csvax.cs.caltech.edu`. The second Via header field indicates that it was originally sent from the host

north.east.isi.edu. The Request-URI indicates that the request is currently being being addressed to schooler@cs.caltech.edu, the local address that csvax looked up for the callee.

In this case, the session description is using the Session Description Protocol (SDP), as stated in the Content-Type header.

The header is terminated by an empty line and is followed by a message body containing the session description.

### 16.2.2 Response

The called user agent, directly or indirectly through proxy servers, indicates that it is alerting (“ringing”) the called party:

```
S->C: SIP/2.0 180 Ringing
      Via: SIP/2.0/UDP csvax.cs.caltech.edu;branch=7c337f30d7ce.1
          ;maddr=239.128.16.254;ttl=16
      Via: SIP/2.0/UDP north.east.isi.edu
      From: Mark Handley <sip:mjh@isi.edu>
      To: Eve Schooler <sip:schooler@caltech.edu> ;tag=9883472
      Call-ID: 2963313058@north.east.isi.edu
      CSeq: 1 INVITE
```

A sample response to the invitation is given below. The first line of the response states the SIP version number, that it is a 200 (OK) response, which means the request was successful. The Via headers are taken from the request, and entries are removed hop by hop as the response retraces the path of the request. A new authentication field MAY be added by the invited user’s agent if required. The Call-ID is taken directly from the original request, along with the remaining fields of the request message. The original sense of From field is preserved (i.e., it is the session initiator).

In addition, the Contact header gives details of the host where the user was located, or alternatively the relevant proxy contact point which should be reachable from the caller’s host.

```
S->C: SIP/2.0 200 OK
      Via: SIP/2.0/UDP csvax.cs.caltech.edu;branch=7c337f30d7ce.1
          ;maddr=239.128.16.254;ttl=16
      Via: SIP/2.0/UDP north.east.isi.edu
      From: Mark Handley <sip:mjh@isi.edu>
      To: Eve Schooler <sip:schooler@caltech.edu> ;tag=9883472
      Call-ID: 2963313058@north.east.isi.edu
      CSeq: 1 INVITE
      Contact: sip:es@jove.cs.caltech.edu
```

The caller confirms the invitation by sending an ACK request to the location named in the Contact header:

```
C->S: ACK sip:es@jove.cs.caltech.edu SIP/2.0
      Via: SIP/2.0/UDP north.east.isi.edu
```

From: Mark Handley <sip:mjh@isi.edu>  
To: Eve Schooler <sip:schooler@caltech.edu> ;tag=9883472  
Call-ID: 2963313058@north.east.isi.edu  
CSeq: 1 ACK

### 16.3 Two-party Call

For two-party Internet phone calls, the response must contain a description of where to send the data. In the example below, Bell calls Watson. Bell indicates that he can receive RTP audio codings 0 (PCMU), 3 (GSM), 4 (G.723) and 5 (DVI4).

```
C->S: INVITE sip:watson@boston.bell-tel.com SIP/2.0
Via: SIP/2.0/UDP kton.bell-tel.com
From: A. Bell <sip:a.g.bell@bell-tel.com>
To: T. Watson <sip:watson@bell-tel.com>
Call-ID: 3298420296@kton.bell-tel.com
CSeq: 1 INVITE
Subject: Mr. Watson, come here.
Content-Type: application/sdp
Content-Length: ...
```

```
v=0
o=bell 53655765 2353687637 IN IP4 128.3.4.5
s=Mr. Watson, come here.
t=3149328600 0
c=IN IP4 kton.bell-tel.com
m=audio 3456 RTP/AVP 0 3 4 5
a=rtpmap:0 PCMU/8000
a=rtpmap:3 GSM/8000
a=rtpmap:4 G723/8000
a=rtpmap:5 DVI4/8000
```

```
S->C: SIP/2.0 100 Trying
Via: SIP/2.0/UDP kton.bell-tel.com
From: A. Bell <sip:a.g.bell@bell-tel.com>
To: T. Watson <sip:watson@bell-tel.com> ;tag=37462311
Call-ID: 3298420296@kton.bell-tel.com
CSeq: 1 INVITE
Content-Length: 0
```

```
S->C: SIP/2.0 180 Ringing
Via: SIP/2.0/UDP kton.bell-tel.com
From: A. Bell <sip:a.g.bell@bell-tel.com>
To: T. Watson <sip:watson@bell-tel.com> ;tag=37462311
Call-ID: 3298420296@kton.bell-tel.com
```

CSeq: 1 INVITE  
Content-Length: 0

S->C: SIP/2.0 182 Queued, 2 callers ahead  
Via: SIP/2.0/UDP kton.bell-tel.com  
From: A. Bell <sip:a.g.bell@bell-tel.com>  
To: T. Watson <sip:watson@bell-tel.com> ;tag=37462311  
Call-ID: 3298420296@kton.bell-tel.com  
CSeq: 1 INVITE  
Content-Length: 0

S->C: SIP/2.0 182 Queued, 1 caller ahead  
Via: SIP/2.0/UDP kton.bell-tel.com  
From: A. Bell <sip:a.g.bell@bell-tel.com>  
To: T. Watson <sip:watson@bell-tel.com> ;tag=37462311  
Call-ID: 3298420296@kton.bell-tel.com  
CSeq: 1 INVITE  
Content-Length: 0

S->C: SIP/2.0 200 OK  
Via: SIP/2.0/UDP kton.bell-tel.com  
From: A. Bell <sip:a.g.bell@bell-tel.com>  
To: <sip:watson@bell-tel.com> ;tag=37462311  
Call-ID: 3298420296@kton.bell-tel.com  
CSeq: 1 INVITE  
Contact: sip:watson@boston.bell-tel.com  
Content-Type: application/sdp  
Content-Length: ...

v=0  
o=watson 4858949 4858949 IN IP4 192.1.1.2.3  
s=I'm on my way  
t=3149329600 0  
c=IN IP4 boston.bell-tel.com  
m=audio 5004 RTP/AVP 0 3  
a=rtpmap:0 PCMU/8000  
a=rtpmap:3 GSM/8000

The example illustrates the use of informational status responses. Here, the reception of the call is confirmed immediately (100), then, possibly after some database mapping delay, the call rings (180) and is then queued, with periodic status updates.

Watson can only receive PCMU and GSM. Note that Watson's list of codecs may or may not be a subset of the one offered by Bell, as each party indicates the data types it is willing to receive. Watson will send audio data to port 3456 at c.bell-tel.com, Bell will send to port 5004 at boston.bell-tel.com.

By default, the media session is one RTP session. Watson will receive RTCP packets on port 5005, while Bell will receive them on port 3457.

Since the two sides have agreed on the set of media, Bell confirms the call without enclosing another session description:

```
C->S: ACK sip:watson@boston.bell-tel.com SIP/2.0
      Via: SIP/2.0/UDP kton.bell-tel.com
      From: A. Bell <sip:a.g.bell@bell-tel.com>
      To: T. Watson <sip:watson@bell-tel.com> ;tag=37462311
      Call-ID: 3298420296@kton.bell-tel.com
      CSeq: 1 ACK
```

## 16.4 Terminating a Call

To terminate a call, caller or callee can send a BYE request:

```
C->S: BYE sip:watson@boston.bell-tel.com SIP/2.0
      Via: SIP/2.0/UDP kton.bell-tel.com
      From: A. Bell <sip:a.g.bell@bell-tel.com>
      To: T. A. Watson <sip:watson@bell-tel.com> ;tag=37462311
      Call-ID: 3298420296@kton.bell-tel.com
      CSeq: 2 BYE
```

If the callee wants to abort the call, it simply reverses the To and From fields. Note that it is unlikely that a BYE from the callee will traverse the same proxies as the original INVITE.

## 16.5 Forking Proxy

In this example, Bell (`a.g.bell@bell-tel.com`) (C), currently seated at host `c.bell-tel.com` wants to call Watson (`t.watson@ieee.org`). At the time of the call, Watson is logged in at two workstations, `t.watson@x.bell-tel.com` (X) and `watson@y.bell-tel.com` (Y), and has registered with the IEEE proxy server (P) called `sip.ieee.org`. The IEEE server also has a registration for the home machine of Watson, at `watson@h.bell-tel.com` (H), as well as a permanent registration at `watson@acm.org` (A). For brevity, the examples omit the session description and Via header fields.

Bell's user agent sends the invitation to the SIP server for the `ieee.org` domain:

```
C->P: INVITE sip:t.watson@ieee.org SIP/2.0
      Via: SIP/2.0/UDP c.bell-tel.com
      From: A. Bell <sip:a.g.bell@bell-tel.com>
      To: T. Watson <sip:t.watson@ieee.org>
      Call-ID: 31415@c.bell-tel.com
      CSeq: 1 INVITE
```

The SIP server at `ieee.org` tries the four addresses in parallel. It sends the following message to the home machine:

P->H: INVITE sip:watson@h.bell-tel.com SIP/2.0  
Via: SIP/2.0/UDP sip.ietf.org ;branch=3d8a50dbf5a28d.1  
Via: SIP/2.0/UDP c.bell-tel.com  
From: A. Bell <sip:a.g.bell@bell-tel.com>  
To: T. Watson <sip:t.watson@ieee.org>  
Call-ID: 31415@c.bell-tel.com  
CSeq: 1 INVITE

This request immediately yields a 404 (Not Found) response, since Watson is not currently logged in at home:

H->P: SIP/2.0 404 Not Found  
Via: SIP/2.0/UDP sip.ietf.org ;branch=3d8a50dbf5a28d.1  
Via: SIP/2.0/UDP c.bell-tel.com  
From: A. Bell <sip:a.g.bell@bell-tel.com>  
To: T. Watson <sip:t.watson@ieee.org>;tag=87454273  
Call-ID: 31415@c.bell-tel.com  
CSeq: 1 INVITE

The proxy ACKs the response so that host H can stop retransmitting it:

P->H: ACK sip:watson@h.bell-tel.com SIP/2.0  
Via: SIP/2.0/UDP sip.ietf.org ;branch=3d8a50dbf5a28d.1  
From: A. Bell <sip:a.g.bell@bell-tel.com>  
To: T. Watson <sip:t.watson@ieee.org>;tag=87454273  
Call-ID: 31415@c.bell-tel.com  
CSeq: 1 ACK

Also, P attempts to reach Watson through the ACM server:

P->A: INVITE sip:watson@acm.org SIP/2.0  
Via: SIP/2.0/UDP sip.ietf.org ;branch=3d8a50dbf5a28d.2  
Via: SIP/2.0/UDP c.bell-tel.com  
From: A. Bell <sip:a.g.bell@bell-tel.com>  
To: T. Watson <sip:t.watson@ieee.org>  
Call-ID: 31415@c.bell-tel.com  
CSeq: 1 INVITE

In parallel, the next attempt proceeds, with an INVITE to X and Y:

P->X: INVITE sip:t.watson@x.bell-tel.com SIP/2.0  
Via: SIP/2.0/UDP sip.ietf.org ;branch=3d8a50dbf5a28d.3  
Via: SIP/2.0/UDP c.bell-tel.com  
From: A. Bell <sip:a.g.bell@bell-tel.com>  
To: T. Watson <sip:t.watson@ieee.org>

Call-ID: 31415@c.bell-tel.com  
CSeq: 1 INVITE

P->Y: INVITE sip:watson@y.bell-tel.com SIP/2.0  
Via: SIP/2.0/UDP sip.ietf.org ;branch=3d8a50dbf5a28d.4  
Via: SIP/2.0/UDP c.bell-tel.com  
From: A. Bell <sip:a.g.bell@bell-tel.com>  
To: T. Watson <sip:t.watson@ietf.org>  
Call-ID: 31415@c.bell-tel.com  
CSeq: 1 INVITE

As it happens, both Watson at X and a colleague in the other lab at host Y hear the phones ringing and pick up. Both X and Y return 200s via the proxy to Bell.

X->P: SIP/2.0 200 OK  
Via: SIP/2.0/UDP sip.ietf.org ;branch=3d8a50dbf5a28d.3  
Via: SIP/2.0/UDP c.bell-tel.com  
From: A. Bell <sip:a.g.bell@bell-tel.com>  
To: T. Watson <sip:t.watson@ietf.org> ;tag=192137601  
Call-ID: 31415@c.bell-tel.com  
CSeq: 1 INVITE  
Contact: sip:t.watson@x.bell-tel.com

Y->P: SIP/2.0 200 OK  
Via: SIP/2.0/UDP sip.ietf.org ;branch=3d8a50dbf5a28d.4  
Via: SIP/2.0/UDP c.bell-tel.com  
Contact: sip:t.watson@y.bell-tel.com  
From: A. Bell <sip:a.g.bell@bell-tel.com>  
To: T. Watson <sip:t.watson@ietf.org> ;tag=35253448  
Call-ID: 31415@c.bell-tel.com  
CSeq: 1 INVITE

Both responses are forwarded to Bell, using the *Via* information. At this point, the ACM server is still searching its database. P can now cancel this attempt:

P->A: CANCEL sip:watson@acm.org SIP/2.0  
Via: SIP/2.0/UDP sip.ietf.org ;branch=3d8a50dbf5a28d.2  
From: A. Bell <sip:a.g.bell@bell-tel.com>  
To: T. Watson <sip:t.watson@ietf.org>  
Call-ID: 31415@c.bell-tel.com  
CSeq: 1 CANCEL

The ACM server gladly stops its neural-network database search and responds with a 200. The 200 will not travel any further, since P is the last *Via* stop.



```
A->P: SIP/2.0 200 OK
Via: SIP/2.0/UDP sip.ietf.org ;branch=3d8a50dbf5a28d.2
From: A. Bell <sip:a.g.bell@bell-tel.com>
To: T. Watson <sip:t.watson@ieee.org>
Call-ID: 31415@c.bell-tel.com
CSeq: 1 CANCEL
```

Bell gets the two 200 responses from X and Y in short order. Bell's reaction now depends on his software. He can either send an ACK to both if human intelligence is needed to determine who he wants to talk to or he can automatically reject one of the two calls. Here, he acknowledges both, separately and directly to the final destination:

```
C->X: ACK sip:t.watson@x.bell-tel.com SIP/2.0
Via: SIP/2.0/UDP c.bell-tel.com
From: A. Bell <sip:a.g.bell@bell-tel.com>
To: T. Watson <sip:t.watson@ieee.org>;tag=192137601
Call-ID: 31415@c.bell-tel.com
CSeq: 1 ACK
```

```
C->Y: ACK sip:watson@y.bell-tel.com SIP/2.0
Via: SIP/2.0/UDP c.bell-tel.com
From: A. Bell <sip:a.g.bell@bell-tel.com>
To: T. Watson <sip:t.watson@ieee.org>;tag=35253448
Call-ID: 31415@c.bell-tel.com
CSeq: 1 ACK
```

After a brief discussion between Bell with X and Y, it becomes clear that Watson is at X. (Note that this is not a three-way call; only Bell can talk to X and Y, but X and Y cannot talk to each other.) Thus, Bell sends a BYE to Y, which is replied to:

```
C->Y: BYE sip:watson@y.bell-tel.com SIP/2.0
Via: SIP/2.0/UDP c.bell-tel.com
From: A. Bell <sip:a.g.bell@bell-tel.com>
To: T. Watson <sip:t.watson@ieee.org>;tag=35253448
Call-ID: 31415@c.bell-tel.com
CSeq: 2 BYE
```

```
Y->C: SIP/2.0 200 OK
Via: SIP/2.0/UDP c.bell-tel.com
From: A. Bell <sip:a.g.bell@bell-tel.com>
To: T. Watson <sip:t.watson@ieee.org>;tag=35253448
Call-ID: 31415@c.bell-tel.com
CSeq: 2 BYE
```

## 16.6 Redirects

Replies with status codes 301 (Moved Permanently) or 302 (Moved Temporarily) specify another location using the **Contact** field. Continuing our earlier example, the server P at `ieee.org` decides to redirect rather than proxy the request:

```
P->C: SIP/2.0 302 Moved temporarily
      Via:      SIP/2.0/UDP c.bell-tel.com
      From:    A. Bell <sip:a.g.bell@bell-tel.com>
      To:      T. Watson <sip:t.watson@ieee.org>;tag=72538263
      Call-ID: 31415@c.bell-tel.com
      CSeq:    1 INVITE
      Contact: sip:watson@h.bell-tel.com,
              sip:watson@acm.org, sip:t.watson@x.bell-tel.com,
              sip:watson@y.bell-tel.com
```

As another example, assume Alice (A) wants to delegate her calls to Bob (B) while she is on vacation until July 29th, 1998. Any calls meant for her will reach Bob with Alice's **To** field, indicating to him what role he is to play. Charlie (C) calls Alice (A), whose server returns:

```
A->C: SIP/2.0 302 Moved temporarily
      From: Charlie <sip:charlie@caller.com>
      To: Alice <sip:alice@anywhere.com> ;tag=2332462
      Call-ID: 27182@caller.com
      Contact: sip:bob@anywhere.com
      Expires: Wed, 29 Jul 1998 9:00:00 GMT
      CSeq: 1 INVITE
```

Charlie then sends the following request to the SIP server of the `anywhere.com` domain. Note that the server at `anywhere.com` forwards the request to Bob based on the **Request-URI**.

```
C->B: INVITE sip:bob@anywhere.com SIP/2.0
      From: sip:charlie@caller.com
      To: sip:alice@anywhere.com
      Call-ID: 27182@caller.com
      CSeq: 2 INVITE
```

In the third redirection example, we assume that all outgoing requests are directed through a local firewall F at `caller.com`, with Charlie again inviting Alice:

```
C->F: INVITE sip:alice@anywhere.com SIP/2.0
      From: sip:charlie@caller.com
      To: Alice <sip:alice@anywhere.com>
      Call-ID: 27182@caller.com
      CSeq: 1 INVITE
```

The local firewall at `caller.com` happens to be overloaded and thus redirects the call from Charlie to a secondary server `S`:

```
F->C: SIP/2.0 302 Moved temporarily
      From: sip:charlie@caller.com
      To: Alice <sip:alice@anywhere.com>
      Call-ID: 27182@caller.com
      CSeq: 1 INVITE
      Contact: <sip:alice@anywhere.com:5080;maddr=spare.caller.com>
```

Based on this response, Charlie directs the same invitation to the secondary server `spare.caller.com` at port 5080, but maintains the same **Request-URI** as before:

```
C->S: INVITE sip:alice@anywhere.com SIP/2.0
      From: sip:charlie@caller.com
      To: Alice <sip:alice@anywhere.com>
      Call-ID: 27182@caller.com
      CSeq: 2 INVITE
```

## 16.7 Negotiation

An example of a 606 (Not Acceptable) response is:

```
S->C: SIP/2.0 606 Not Acceptable
      From: sip:mjh@isi.edu
      To: <sip:schooler@cs.caltech.edu> ;tag=7434264
      Call-ID: 14142@north.east.isi.edu
      CSeq: 1 INVITE
      Contact: sip:mjh@north.east.isi.edu
      Warning: 370 "Insufficient bandwidth (only have ISDN)",
              305 "Incompatible media format",
              330 "Multicast not available"
      Content-Type: application/sdp
      Content-Length: 50
```

```
v=0
o=schooler 3149329138 3149329165 IN IP4 38.245.76.2
s=Let's talk
t=3149328630 0
b=CT:128
c=IN IP4 north.east.isi.edu
m=audio 3456 RTP/AVP 5 0 7
a=rtpmap:5 DVI4/8000
a=rtpmap:0 PCMU/8000
a=rtpmap:7 LPC/8000
```

```
m=video 2232 RTP/AVP 31
a=rtpmap:31 H261/90000
```

In this example, the original request specified a bandwidth that was higher than the access link could support, requested multicast, and requested a set of media encodings. The response states that only 128 kb/s is available and that (only) DVI, PCM or LPC audio could be supported in order of preference.

The response also states that multicast is not available. In such a case, it might be appropriate to set up a transcoding gateway and re-invite the user.

## 16.8 OPTIONS Request

A caller Alice can use an **OPTIONS** request to find out the capabilities of a potential callee Bob, without “ringing” the designated address. Bob returns a description indicating that he is capable of receiving audio encodings PCM Ulaw (payload type 0), 1016 (payload type 1), GSM (payload type 3), and SX7300/8000 (dynamic payload type 99), and video encodings H.261 (payload type 31) and H.263 (payload type 34).

```
C->S: OPTIONS sip:bob@example.com SIP/2.0
      From: Alice <sip:alice@anywhere.org>
      To: Bob <sip:bob@example.com>
      Call-ID: 6378@host.anywhere.org
      CSeq: 1 OPTIONS
      Accept: application/sdp
```

```
S->C: SIP/2.0 200 OK
      From: Alice <sip:alice@anywhere.org>
      To: Bob <sip:bob@example.com> ;tag=376364382
      Call-ID: 6378@host.anywhere.org
      Content-Length: 81
      Content-Type: application/sdp
```

```
v=0
o=alice 3149329138 3149329165 IN IP4 24.124.37.3
s=Security problems
t=3149328650 0
m=audio 0 RTP/AVP 0 1 3 99
a=rtpmap:0 PCMU/8000
a=rtpmap:1 1016/8000
a=rtpmap:3 GSM/8000
a=rtpmap:99 SX7300/8000
m=video 0 RTP/AVP 31 34
a=rtpmap:31 H261/90000
a=rtpmap:34 H263/90000
```

## A Minimal Implementation

## A.1 Transport Protocol Support

User agents and stateless proxies **MUST** support UDP and **MAY** support TCP or other transport protocols, stateful proxies **MUST** support both UDP and TCP.

## A.2 Client

All clients **MUST** be able to generate the INVITE and ACK requests. Clients **MUST** generate and parse the Call-ID, Content-Length, Content-Type, CSeq, From and To headers. Clients **MUST** also parse the Require header. A minimal implementation **MUST** understand SDP (RFC 2327, [6]). It **MUST** be able to recognize the status code classes 1 through 6 and act accordingly.

The following capability sets build on top of the minimal implementation described in the previous paragraph. In general, each capability listed below builds on the ones above it:

**Basic:** A basic implementation adds support for the BYE method to allow the interruption of a pending call attempt. It includes a User-Agent header in its requests and indicates its preferred language in the Accept-Language header.

**Redirection:** To support call forwarding, a client needs to be able to understand the Contact header, but only the SIP-URL part, not the parameters.

**Firewall-friendly:** A firewall-friendly client understands the Route and Record-Route header fields and can be configured to use a local proxy for all outgoing requests.

**Negotiation:** A client **MUST** be able to request the OPTIONS method and understand the 380 (Alternative Service) status and the Contact parameters to participate in terminal and media negotiation. It **SHOULD** be able to parse the Warning response header to provide useful feedback to the caller.

**Authentication:** If a client wishes to invite callees that require caller authentication, it **MUST** be able to recognize the 401 (Unauthorized) status code, **MUST** be able to generate the Authorization request header and **MUST** understand the WWW-Authenticate response header.

If a client wishes to use proxies that require caller authentication, it **MUST** be able to recognize the 407 (Proxy Authentication Required) status code, **MUST** be able to generate the Proxy-Authorization request header and understand the Proxy-Authenticate response header.

## A.3 Server

A minimally compliant server implementation **MUST** understand the INVITE, ACK, OPTIONS and BYE requests. A proxy server **MUST** also understand CANCEL. It **MUST** parse and generate, as appropriate, the Call-ID, Content-Length, Content-Type, CSeq, Expires, From, Max-Forwards, Require, To and Via headers. It **MUST** echo the CSeq and Timestamp headers in the response. It **SHOULD** include the Server header in its responses.

## A.4 Header Processing

Table 6 lists the headers that different implementations support. UAC refers to a user-agent client (calling user agent), UAS to a user-agent server (called user-agent).

The fields in the table have the following meaning. Type is as in Table 4 and 5. “-” indicates the field is not meaningful to this system (although it might be generated by it). “m” indicates the field MUST be understood. “b” indicates the field SHOULD be understood by a Basic implementation. “r” indicates the field SHOULD be understood if the system claims to understand redirection. “a” indicates the field SHOULD be understood if the system claims to support authentication. “e” indicates the field SHOULD be understood if the system claims to support encryption. “o” indicates support of the field is purely optional. Headers whose support is optional for all implementations are not shown.

	type	UAC	proxy	UAS	registrar
Accept	R	-	o	m	m
Accept-Encoding	R	-	-	m	m
Accept-Language	R	-	b	b	b
Allow	405	o	-	-	-
Authorization	R	a	o	a	a
Call-ID	g	m	m	m	m
Content-Encoding	g	m	-	m	m
Content-Length	g	m	m	m	m
Content-Type	g	m	-	m	m
CSeq	g	m	m	m	m
Encryption	g	e	-	e	e
Expires	g	-	o	o	m
From	g	m	o	m	m
Hide	R	-	m	-	-
Contact	R	-	-	-	m
Contact	r	r	r	-	-
Max-Forwards	R	-	b	-	-
Proxy-Authenticate	407	a	-	-	-
Proxy-Authorization	R	-	a	-	-
Proxy-Require	R	-	m	-	-
Require	R	m	-	m	m
Response-Key	R	-	-	e	e
Route	R	-	m	-	-
Timestamp	g	o	o	m	m
To	g	m	m	m	m
Unsupported	r	b	b	-	-
User-Agent	g	b	-	b	-
Via	g	m	m	m	m
WWW-Authenticate	401	a	-	-	-

Table 6: Header Field Processing Requirements

## B Usage of the Session Description Protocol (SDP)

This section describes the use of the Session Description Protocol (SDP) (RFC 2327 [6]). SDP is identified as Content-Type "application/sdp". Each SIP message body may only contain one SDP message unless the SIP message body is of type "multipart".

### B.1 Configuring Media Streams

The caller and callee align their media descriptions so that the  $n$ th media stream ("m=" line) in the caller's session description corresponds to the  $n$ th media stream in the callee's description.

All media descriptions SHOULD contain "a=rtpmap" mappings from RTP payload types to encodings.

This allows easier migration away from static payload types.

User agents MUST NOT reuse dynamic payload types for different encodings when issuing a re-INVITE.

If the callee wants to neither send nor receive a stream offered by the caller, the callee sets the port number of that stream to zero in its media description.

There currently is no other way than port zero for the callee to refuse a bidirectional stream offered by the caller.

Both caller and callee need to be aware what media tools are to be started.

For example, assume that the caller Alice has included the following description in her INVITE request. It includes a bidirectional audio stream and two bidirectional video streams, using H.261 (payload type 31) and MPEG (payload type 32).

```
v=0
o=alice 2890844526 2890844526 IN IP4 host.anywhere.com
s=New board design
t=0 0
c=IN IP4 host.anywhere.com
m=audio 49170 RTP/AVP 0
a=rtpmap:0 PCMU/8000
m=video 51372 RTP/AVP 31
a=rtpmap:31 H261/90000
m=video 53000 RTP/AVP 32
a=rtpmap:32 MPV/90000
```

The callee, Bob, does not want to receive or send the first video stream, so it returns the media description below:

```
v=0
o=bob 2890844730 2890844730 IN IP4 host.example.com
s=New board design
t=0 0
c=IN IP4 host.example.com
m=audio 47920 RTP/AVP 0 1
a=rtpmap:0 PCMU/8000
m=video 0 RTP/AVP 31
```

```
m=video 53000 RTP/AVP 32
a=rtpmap:32 MPV/90000
```

## B.2 Setting SDP Values for Unicast

If a session description from a caller contains a media stream which is listed as send (receive) only, it means that the caller is only willing to send (receive) this stream, not receive (send). The same is true for the callee.

For receive-only and send-or-receive streams, the port number and address in the session description indicate where the media stream should be sent to by the recipient of the session description, either caller or callee. For send-only RTP streams, the address and port number indicate where RTCP reports are to be sent. (RTCP reports are sent to the port number one higher than the number indicated.)

The list of payload types for each media stream conveys two pieces of information, namely the set of codecs that the caller or callee is capable of sending or receiving, and the RTP payload type numbers used to identify those codecs. For receive-only or send-and-receive media streams, a caller SHOULD list all of the codecs it is capable of supporting in the session description in an INVITE or ACK. For send-only streams, the caller SHOULD indicate only those it wishes to send for this session. For receive-only streams, the payload type numbers indicate the value of the payload type field in RTP packets the caller is expecting to receive for that codec type. For send-only streams, the payload type numbers indicate the value of the payload type field in RTP packets the caller is planning to send for that codec type. For send-and-receive streams, the payload type numbers indicate the value of the payload type field the caller expects to both send and receive.

If a media stream is listed as receive-only by the caller, the callee lists, in the response, those codecs it intends to use from among the ones listed in the request. If a media stream is listed as send-only by the caller, the callee lists, in the response, those codecs it is willing to receive among the ones listed in the request. If the media stream is listed as both send and receive, the callee lists those codecs it is capable of sending or receiving among the ones listed by the caller in the INVITE. The actual payload type numbers in the callee's session description corresponding to a particular codec MUST be the same as the caller's session description.

If caller and callee have no media formats in common for a particular stream, the callee MUST return a session description containing the particular "m=" line, but with the port number set to zero, and no payload types listed.

If there are no media formats in common for all streams, the callee SHOULD return a 488 or 606 response, with a 304 Warning header field.

## B.3 Multicast Operation

The interpretation of send-only and receive-only for multicast media sessions differs from that for unicast sessions. For multicast, send-only means that the *recipient* of the session description (caller or callee) SHOULD only send media streams to the address and port indicated. Receive-only means that the recipient of the session description SHOULD only receive media on the address and port indicated.

For multicast, receive and send multicast addresses are the same and all parties use the same port numbers to receive media data. If the session description provided by the caller is acceptable to the callee, the callee can choose not to include a session description or MAY echo the description in the response.

A callee MAY, in the response, return a session description with some of the payload types removed, or port numbers set to zero (but no other value). This indicates to the caller that the callee does not support the



given stream or media types which were removed. A callee **MUST NOT** change whether a given stream is send-only, receive-only, or send-and-receive.

If a callee does not support multicast at all, it **SHOULD** return a 400 status response and include a 330 Warning.

#### **B.4 Delayed Media Streams**

In some cases, a caller may not know the set of media formats which it can support at the time it would like to issue an invitation. This is the case when the caller is actually a gateway to another protocol which performs media format negotiation after call setup. When this occurs, a caller **MAY** issue an INVITE with a session description that contains no media lines. The callee **SHOULD** interpret this to mean that the caller wishes to participate in a multimedia session described by the session description, but that the media streams are not yet known. The callee **SHOULD** return a session description indicating the streams and media formats it is willing to support, however. The caller **MAY** update the session description either in the ACK request or in a re-INVITE at a later time, once the streams are known.

#### **B.5 Adding and Deleting Media Streams**

To add a stream to an existing call leg, either party appends an additional “m” line to the previous session description when sending a re-INVITE.

To remove a stream from a call leg, either party sets its port to zero in the session description when sending a re-INVITE.

#### **B.6 Putting Media Streams on Hold**

If a party in a call wants to put the other party “on hold”, i.e., request that it temporarily stops sending one or more media streams, a party re-invites the other by sending an INVITE request with a modified session description. The session description is the same as in the original invitation (or response), but the “c” destination addresses for the media streams to be put on hold are set to zero (0.0.0.0).

#### **B.7 Subject and SDP “s=” Line**

The SDP “s=” line and the SIP Subject header field have different meanings when inviting to a multicast session. The session description line describes the subject of the multicast session, while the SIP Subject header field describes the reason for the invitation. The example in Section 16.2 illustrates this point. For invitations to two-party sessions, the SDP “s=” line **MAY** be left empty.

#### **B.8 The SDP “o=” Line**

The “o=” line is not strictly necessary for two-party sessions, but **MUST** be present to allow re-use of SDP-based tools.

### **C Summary of Augmented BNF**

All of the mechanisms specified in this document are described in both prose and an augmented Backus-Naur Form (BNF) similar to that used by RFC 822 [25] and RFC 2234 [43]. Implementors will need to

be familiar with the notation in order to understand this specification. The augmented BNF includes the following constructs:

name = definition

The name of a rule is simply the name itself (without any enclosing “<” and “>”) and is separated from its definition by the equal “=” character. White space is only significant in that indentation of continuation lines is used to indicate a rule definition that spans more than one line. Certain basic rules are in uppercase, such as SP, LWS, HT, CRLF, DIGIT, ALPHA, etc. Angle brackets are used within definitions whenever their presence will facilitate discerning the use of rule names.

"literal"

Quotation marks surround literal text. Unless stated otherwise, the text is case-insensitive.

rule1 | rule2

Elements separated by a bar (“—”) are alternatives, e.g., “yes | no” will accept yes or no.

(rule1 rule2)

Elements enclosed in parentheses are treated as a single element. Thus, “(elem (foo | bar) elem)” allows the token sequences “elem foo elem” and “elem bar elem”.

\*rule

The character “\*” preceding an element indicates repetition. The full form is “ $i_n i_m$ element” indicating at least  $i_n$  and at most  $i_m$  occurrences of element. Default values are 0 and infinity so that “\*(element)” allows any number, including zero; “1\*element” requires at least one; and “1\*2element” allows one or two.

[rule]

Square brackets enclose optional elements; “[foo bar]” is equivalent to “\*1(foo bar)”.

N rule

Specific repetition: “<n>(element)” is equivalent to “<n>\*<n>(element)”; that is, exactly <n> occurrences of (element). Thus 2DIGIT is a 2-digit number, and 3ALPHA is a string of three alphabetic characters.

#rule

A construct “#” is defined, similar to “\*”, for defining lists of elements. The full form is “< n >#< m > element” indicating at least < n > and at most < m > elements, each separated by one or more commas (“,”) and OPTIONAL linear white space (LWS). This makes the usual form of lists very easy; a rule such as

( \*LWS element \*( \*LWS "," \*LWS element ) )

can be shown as 1# element. Wherever this construct is used, null elements are allowed, but do not contribute to the count of elements present. That is, "(element), , (element)" is permitted, but counts as only two elements. Therefore, where at least one element is required, at least one non-null element MUST be present. Default values are 0 and infinity so that "#element" allows any number, including zero; "1#element" requires at least one; and "1#2element" allows one or two.

; comment

A semi-colon, set off some distance to the right of rule text, starts a comment that continues to the end of line. This is a simple way of including useful notes in parallel with the specifications.

implied \*LWS

The grammar described by this specification is word-based. Except where noted otherwise, linear white space (LWS) can be included between any two adjacent words (token or quoted-string), and between adjacent tokens and separators, without changing the interpretation of a field. At least one delimiter (LWS and/or separators) MUST exist between any two tokens (for the definition of "token" below), since they would otherwise be interpreted as a single token.

## C.1 Basic Rules

The following rules are used throughout this specification to describe basic parsing constructs. The US-ASCII coded character set is defined by ANSI X3.4-1986.

OCTET	=	%x00-ff ; any 8-bit sequence of data
CHAR	=	%x00-7f ; any US-ASCII character (octets 0 - 127)
upalpha	=	"A"   "B"   "C"   "D"   "E"   "F"   "G"   "H"   "I"   "J"   "K"   "L"   "M"   "N"   "O"   "P"   "Q"   "R"   "S"   "T"   "U"   "V"   "W"   "X"   "Y"   "Z"
lowalpha	=	"a"   "b"   "c"   "d"   "e"   "f"   "g"   "h"   "i"   "j"   "k"   "l"   "m"   "n"   "o"   "p"   "q"   "r"   "s"   "t"   "u"   "v"   "w"   "x"   "y"   "z"
alpha	=	lowalpha   upalpha
DIGIT	=	"0"   "1"   "2"   "3"   "4"   "5"   "6"   "7"   "8"   "9"
alphanumeric	=	alpha   DIGIT
CTL	=	%x00-1f   0x7f ; (octets 0 - 31) and DEL (127)
CR	=	%d13 ; US-ASCII CR, carriage return character
LF	=	%d10 ; US-ASCII LF, line feed character
SP	=	%d32 ; US-ASCII SP, space character
HT	=	%d09 ; US-ASCII HT, horizontal tab character
CRLF	=	CR LF ; typically the end of a line

The following are defined in RFC 2396 [12] for the SIP URI:

```

unreserved = alphanum | mark
mark       = "-" | "_" | "." | "!" | "'" | "*" | ""
           | "(" | ")"
escaped    = "%" hex hex

```

SIP header field values can be folded onto multiple lines if the continuation line begins with a space or horizontal tab. All linear white space, including folding, has the same semantics as SP. A recipient MAY replace any linear white space with a single SP before interpreting the field value or forwarding the message downstream.

```
LWS = [CRLF] 1*( SP | HT ) ; linear whitespace
```

The TEXT-UTF8 rule is only used for descriptive field contents and values that are not intended to be interpreted by the message parser. Words of \*TEXT-UTF8 contain characters from the UTF-8 character set (RFC 2279 [22]). The TEXT-UTF8-TRIM rule is used for descriptive field contents that are *not* quoted strings, where leading and trailing LWS is not meaningful. In this regard, SIP differs from HTTP, which uses the ISO 8859-1 character set.

```

TEXT-UTF8      = *(TEXT-UTF8char | LWS)
TEXT-UTF8-TRIM = *TEXT-UTF8char>(*LWS TEXT-UTF8char)
TEXT-UTF8char  = %x21-7e
               | UTF8-NONASCII
UTF8-NONASCII  = %xc0-df 1UTF8-CONT
               | %xe0-ef 2UTF8-CONT
               | %xf0-f7 3UTF8-CONT
               | %xf8-fb 4UTF8-CONT
               | %xfc-fd 5UTF8-CONT
UTF8-CONT      = %x80-bf

```

A CRLF is allowed in the definition of TEXT-UTF8 only as part of a header field continuation. It is expected that the folding LWS will be replaced with a single SP before interpretation of the TEXT-UTF8 value.

Hexadecimal numeric characters are used in several protocol elements.

```

HEX = "A" | "B" | "C" | "D" | "E" | "F"
     | "a" | "b" | "c" | "d" | "e" | "f" | DIGIT

```

Many SIP header field values consist of words separated by LWS or special characters. These special characters **MUST** be in a quoted string to be used within a parameter value.

```

token          = 1*(alphanum | "-" | "." | "!" | "%" | "*" | "_" | "+" | "" | "'" | "" )
separators     = "(" | ")" | "<" | ">" | "@" |
               | "," | ";" | ":" | "\" | "<>" |
               | "/" | "[" | "]" | "?" | "=" |
               | "{" | "}" | SP | HT

```

Comments can be included in some SIP header fields by surrounding the comment text with parentheses. Comments are only allowed in fields containing "comment" as part of their field value definition. In all other fields, parentheses are considered part of the field value.

```
comment = "(*(ctext | quoted-pair | comment) ")"
ctext   = <any TEXT-UTF8 excluding "(" and ")">
```

A string of text is parsed as a single word if it is quoted using double-quote marks. In quoted strings, quotation marks (") and backslashes (\) need to be escaped.

```
quoted-string = ( <"> *(qdtex | quoted-pair ) <"> )
qdtex        = LWS | %x21 | %x23-5b | %x5d-7e
              | UTF8-NONASCII
```

The backslash character ("\") MAY be used as a single-character quoting mechanism only within quoted-string and comment constructs.

```
quoted-pair = "\ " CHAR
```

## D IANA Considerations

Section 4.4 describes a name space and mechanism for registering SIP options.

Section 6.46 describes the name space for registering SIP warn-codes.

## E Changes from RFC 2543

In addition to editorial clarifications, this document changes or adds the following features to SIP as specified in RFC 2543:

- The **Record-Route** header field needs to be added to each request and applies only to the next request.
- Extensions developed by the IETF no longer use the **org.ietf** prefix.
- tag syntax
- A new optional header field, **In-Reply-To** (Section 6.25).

## F Changes Made in Version 00

- Clarify generation of timeout (408) responses in forking proxies and mention the **Expires** header. (Section 12.4)
- Clarified that **CANCEL** and **INVITE** are separate transactions (Fig. 12). Thus, the **INVITE** request generates a 487 (Transaction Terminated) if a **CANCEL** or **BYE** arrives.
- Clarified that **Record-Route** SHOULD be inserted in every request, but that the route, once established, persists. This provides robustness if the called UAS crashes.
- Emphasized that proxy, redirect, registrar and location servers are logical, not physical entities and that UAC and UAS roles are defined on a request-by-request basis. (Section 1.3)

- In Section 6.45, noted that the `maddr` and `received` parameters also need to be encrypted when doing `Via` hiding.
- Simplified Fig. 12 to only show `INVITE` transaction.
- Added definition of the use of `Contact` (Section 6.13) for `OPTIONS`.
- Added HTTP/RFC822 headers `Content-Language` and `MIME-Version`.
- Added note in Section A indicating that UAs need to support UDP.
- Added explanation in Section 11.5 explaining what a UA should do when receiving an initial `INVITE` with a tag.
- Clarified UA and proxy behavior for 302 responses (Section 7.3.3).
- Added details on what a UAS should do when receiving a tagged `INVITE` request for an unknown call leg. This could occur if the UAS had crashed and the UAC sends a re-`INVITE` or if the `BYE` got lost and the UAC still believes to be in the call.
- Added definition of `Contact` in 4xx, 5xx and 6xx to “redirect” to more error details.
- Added note to forking proxy description in Section 12.4 to gather `*-Authenticate` from responses. This allows several branches to be authenticated simultaneously.
- Changed URI syntax to use URL escaping instead of quotation marks.
- Changed SIP URL definition to reference RFC 2806 for `telephone-subscriber` part.
- Clarify that the `To` URI should basically be ignored by the receiving UAS except for matching requests to call legs. In particular, `To` headers with a scheme or name unknown to the callee should be accepted.
- Clarify in Section 6.45.1 that `maddr` is to be added by any client, either proxy or UAC.
- Added response code 488 to indicate that there was no common media at the particular destination. (606 indicates such failure globally.)
- In Section 6.22, noted that registration updates can shorten the validity period.
- Added note to Section 14.3 to enclose the URI in quotation marks. The BNF in RFC 2617 is in error.
- Clarified that registrars use `Authorization` and `WWW-Authenticate`, not proxy authentication.
- Added note in Section 6.13 that “headers” are copied from `Contact` into the new request.
- Changed URL syntax so that port specifications have to have at least one digit, in line with other URL formats such as “http”. Previously, an empty port number was permissible.
- In Section B, added a section on how to add and delete streams in re-`INVITE`s.
- IETF-blessed extensions now have short names, without `org.ietf.` prefix.
- `Cseq` is unique within a call leg, not just within a call (Section 6.19).

- Added IPv6 literal addresses to the SIP URL definition in Section 2, according to RFC 2732 [44]. Modified the IPv4 address to limit segments to at most three digits.
- In Section 4.2.6, modify registration procedure so that it explicitly references the URL comparison. Updates with shorter expiration time are now allowed.
- For send-only media, SDP still must indicate the address and port, since these are needed as destinations for RTCP messages. (Section B)
- Changed references regarding DNS SRV records from RFC 2052 to RFC 2782, which is now a Proposed Standard. Integrated SRV into the search procedure in Section 1 and removed the SRV appendix. The only visible change is that protocol and service names are now prefixed by an underscore. A note was added to suggest that domains that use both A and SRV records for the same name should only use port 5060 in the SRV records. Otherwise, the two URLs `sip:example.com` and `sip:example.com:5060` match, but the former causes an SRV lookup and may lead to any host, while the latter goes directly to the host identified by the A record `example.com`.
- Allow parameters in **Record-Route** and **Route** headers.
- In Table 2, list `udp` as the default value for the transport parameter in SIP URI.
- Removed sentence that **From** can be encrypted. It cannot, since the header is needed for call-leg identification.
- Added note that a UAC only copies a **To** tag into subsequent transactions if it arrives in a 200 OK to an INVITE in Section 11. This avoids the problem that occurs when requests get resubmitted after receiving, say, a 407 (or possibly 500, 503, 504, 305, 400, 411, 413, maybe even 408). Under the old rules, these requests would have a tag, which would force the called UAS to reject the request, since it doesn't have an entry for this tag.
- Loop detection has been modified to take the **request-URI** into account (Section 12.3 and 6.45.5). This allows the same request to visit the server twice, but with different request URIs.
- Elaborated on URL comparison and comparison of **From/To** fields.
- Added **np-queried user** parameter.
- Changed **tag** syntax from UUID to token, since there's no reason to restrict it to hex.
- Added **Content-Disposition** header based on earlier discussions about labeling what to do with a message body (part).
- Clarification: proxies must insert **To** tags for locally generated responses.
- Clarification: multicast may be used for subsequent registrations.
- Feature: Added **Supported** header. Needed if client wants to indicate things the server can usefully return in the response.
- Bug: The **From**, **To**, and **Via** headers were missing extension parameters. The **Encryption** and **Response-Key** header fields now "officially" allow parameters consisting only of a token, rather than just "token = value".

- Bug: Allow was listed as optional in 405 responses in Table 4. It is mandatory.
- Added in Section 4.2.4: “A BYE request from either called or calling party terminates any pending INVITE, but the INVITE request transaction MUST be completed with a final response.”
- Clarified in Section 4.2.1: “If an INVITE request for an existing session fails, the session description agreed upon in the last successful INVITE transaction remains in force.”
- Clarified in Section 4.2.1 what happens if two INVITE requests meet each other on the wire, either traveling the same or in opposite directions:

A UAC MUST NOT issue another INVITE request for the same call leg before the previous transaction has completed. A UAS that receives an INVITE before it sent the final response to an INVITE with a lower CSeq number MUST return a 400 (Bad Request) response and MUST include a Retry-After header field with a randomly chosen value of between 0 and 10 seconds. A UA that receives an INVITE while it has an INVITE transaction pending, returns a 500 (Internal Server Error) and also includes a Retry-After header field.

- Expires header clarified: limits only duration of INVITE transaction, not the actual session. SDP does the latter.
- The In-Reply-To header was added (Section 6.25).
- There were two incompatible BNFs for WWW-Authenticate. One defined for PGP, and the other borrowed from HTTP. For basic or digest:

```
WWW-Authenticate: basic realm="Wallyworld"
```

and for pgp:

```
WWW-Authenticate: pgp; realm="Wallyworld"
```

The latter is incorrect and the semicolon has been removed.

- Added rules for Route construction from called to calling UA.
- We now allow Accept and Accept-Encoding in BYE and CANCEL requests. There is no particular reason not to allow them, as both requests could theoretically return responses, particularly when interworking with other signaling systems.
- PGP “pgp-pubalgorithm” allows server to request the desired public-key algorithm.
- ABNF rules now describe tokens explicitly rather than by subtraction; explicit character enumeration for CTL, etc.
- Registrars should be careful to check the Date header as the expiration time may well be in the past, as seen by the client.



- Content-Length is mandatory; Table 4 erroneously marked it as optional.
- User-Agent was classified in a syntax definition as a request header rather than a general header.
- Clarify ordering of items to be signed and include realm in list.
- Allow Record-Route in 401 and 484 responses.
- Hop-by-hop need to precede end-to-end headers only if authentication is used (Section 6).
- 1xx message bodies MAY now contain session descriptions.
- Changed references to HTTP/1.1 and authentication to point to the latest RFCs.
- Added 487 (Request terminated) status response. It is issued if the original request was terminated via CANCEL or BYE.
- The spec was not clear on the identification of a call leg. Section 1.3 says it's the combination of To, From, and Call-ID. However, requests from the callee to the caller have the To and From reversed, so this definition is not quite accurate. Additionally, the "tag" field should be included in the definition of call leg. The spec now says that a call leg is defined as the combination of local-address, remote-address, and call-id, where these addresses include tags.

Text was added to Section 6.21 to emphasize that the From and To headers designate the originator of the request, not that of the call leg.

## G Changes To Be Made

- Bug: UDP spec not clear on whether responses sent to source port of request or port in Via. Should use port in Via.
- Bug: All URI parameters, except method, are allowed in a Request-URI. Consequently, also updated the description of which parameters are copied from 3xx responses in Sec. 6.13.
- Bug: Consider a proxy that implements an ACD service. It proxies call requests to operators based on some complex logic. After receiving and INVITE, proxying it, and forwarding the response, the proxy eventually times out its state. Later on, an ACK (a late one, or one that has been wandering in the network) arrives. Where should the proxy send this? Ideally, the proxy should know where it sent the INVITE, and send it to the same place. This is not workable for complex forwarding logic. To fix this, the ACKs should go directly to the UAS. This will occur if a UAS inserts a Contact into the 200 OK, and if the UAC honors this in subsequent requests (including ACK). However, insertion of Contact, and honoring of Contact, are SHOULD, not MUST, so this "lost ACK" case is still possible in conditionally compliant implementations. TO fix this, (1) insertion of a Contact header, and (2) honoring of a Contact header, should be made MUST strength. (Q: is this the only solution???)
- Bug: The use of CRLF,CR,or LF to terminate lines is confusing. Basically, each header line can be terminated by a CR, LF, or CRLF. Furthermore, the end of the headers is signified by a "double return". Thus, if the BNF is defined as:

return = (CR | LF | CRLF)

and double-return is (CRLF CRLF)

This grammar is not context-free, since CR LF could be either return or double return, and thus you may not be able to distinguish the end of line with end of headers. In fact, the header section should be terminated by a double-return of the form: double-return = (CR CR) | (LF LF) | (CR LF CR LF)

This is inconsistent with the BNF currently defined in the spec, which reads like the former definition. This needs to be explicitly clarified in the spec.

- Bug: The spec is not clear on whether both parties “share” the CSeq space. In other words, if A sends an INVITE to B with CSeq: 0, and then B sends a BYE to A, does B need use CSeq:1 in its BYE? Answer: no. The CSeq space is maintained independently in both directions.
- Bug: The Call-ID BNF allows only for something of the form: local-id@host. Technically, there is no reason why this restriction needs to be in the BNF. It is easy enough to allow:

Call-ID = token

i.e., any token. The rules about how this should be generated (localid@host) remain the same. This is mostly to improve robustness.

- Bug: Section 4.2.6 specifies that, for a REGISTER request, the user name of the Request-URI MUST be empty. While it does not mention anything about the “@” sign, the SIP-URL BNF is defined so that an “@” sign is used only in conjunction with a user ID. The implication that no “@” sign appears in a REGISTER Request-URI is never explicitly stated.
- Bug: Round brackets in Contact header are sort of legacy, and very hard to implement. They are also not that useful. Perhaps they should be removed. Vote during bakeoff was that this is OK.
- Bug: The spec says that a proxy is a back to back UAS/UAC. This is almost, but not quite, true. For example, a UAS should insert a tag into a provisional response, but a proxy should not. This should be clarified.
- Issue: Usage of Content-Length. Spec is not that clear under what conditions its needed, particularly with TCP. This should be clarified. Another issue: should Content-Length just be made mandatory? It’s not as a carryover from HTTP; do we have the same assumptions they do? Also, the section on Content-Length does not discuss behavior for requests over TCP that do not contain Content-Lengths (Answer: if no Content-Length is present in requests, the request packet must be terminated with a close connection. However, having the client close a connection is the same as sending a CANCEL, so no response is ever received. Now, a client \*can\* do this, but it makes no sense)
- Issue: In REGISTER requests, should the request URI be a fully qualified hostname, or the domain-name:

REGISTER sip:machine.company.com SIP/2.0

or

REGISTER sip:company.com SIP/2.0

It matters since registrars check if the domain name is there's before accepting the registration. The comparison might fail if the wrong thing is sent. Answer: probably a proxy/UAC SHOULD send it to company.com (and then use SRV to find the right machine), but a registrar SHOULD accept both fully qualified host names and domain names in comparisons. In fact, the registrar probably should be making this comparison on the To field, not the Request-URI!

- Issue: A sends an INVITE to B, and B returns a 180 with a tag. Then, A sends BYE to B, without a tag in the To field. Should B accept this BYE or not? Answer: not sure; I think actually it says somewhere in the spec you are not supposed to initiate a new transaction until the previous completes.
- Bug: No default value for the q parameter in Contact is defined. This is not strictly needed, but is useful for consistent behaviors at recursive proxies and at UAC's
- Bug: A INVITEs B through a proxy, B responds to A with a tag in the To field. Later, A sends a re-INVITE to B, with a tag in the To field, through the proxy. This request is malformed, so the proxy returns a 400 error. Normally, a proxy will insert a tag into the To field of a 400 response. But here, it cannot, since a tag is already present in the request. Thus, the rule should be that if a request arrives with a tag, the entity sending a response MUST NOT insert an additional tag, even if it a different entity than the one that created the tag in the first place.
- Bug: When UAS mirrors the To field in the response, and the UAC "matches" it to determine what call and call-leg it is, it MUST make the comparison based on the user, host, and tag of the URI only - not based on the display name, existence of brackets, etc. (Basically, don't do a pure string match).
- Bug: When multicasting a register, if a server wishes to authenticate the user it, must return a 401. However, it is not permitted to send a 400 response via multicast. How should this be handled?
- Bug: If a proxy sends a request by UDP (TCP), the spec does not disallow placing TCP (UDP) in the transport parameter of the Via field, which it should.
- Bug: The spec says that if a server receives a CANCEL for which it has no pending transaction, it returns an error. This, however, is not true for a proxy. A stateless proxy SHOULD forward the CANCEL as it would any non-INVITE request.
- Bug: Currently, the spec says a proxy should not insert a Record-Route into a request with Route headers. I think this is wrong. The Route should be refreshed with each new request by a new Record-Route. The primary motivation here is mobility; if a user moves and sends a new request with a new Contact header, the Route must change. Similarly, this new route may require new proxies on the route (or old ones to drop off).
- Add ability to hide From addresses. Encryption? Flag?
- Section 6.13 in the rfc begins mid-paragraph after the BNF. The following text seems to have been misplaced in the conversion to ASCII:

Even if the "display-name" is empty, the "name-addr" form MUST be used if the "addr-spec" contains a comma, semicolon or question mark.

- Section 14 references [36], which is an Internet draft on HTTP basic and digest. The reference is normative. I think this should have been a reference to the RFC on digest authentication, which this draft updates.
- Table 5 lists `WWW-Authenticate` as a response-header allowed only in 401 responses. However, section 13.2 allows its reuse in requests containing `Require: signed-response` header. Also examples in section 14.1 have `WWW-Authenticate` in INVITE requests with no `Require: present`.

A client MAY require that a server sign its response by including a `Require: signed-response` request header field. The client indicates the desired authentication method via the `WWW-Authenticate` header.

This is also an inconsistency. If we do allow this, then `WWW-Authenticate` must be a request and response header field, and the `Authorization` header as well, since then it is included in a signed response.

- Text on including `Authorization` in responses and `WWW-Authenticate` in requests needs to be added.
- Ping liveness detection. Motivation:

A proxy may be keeping track of a call during its entire duration, for example to maintain consistent routing for all subsequent requests. The proxy enforces that requests traverse it by using `Record-Route`. If, however, a BYE fails to arrive at the termination of a call (e.g., because of application failure or network partition), the proxy must know to delete the call record. If the proxy deletes a call record before a session is terminated (by timeout, for example), it makes the routing of subsequent call messages impossible (since the information regarding the ultimate destination of an INVITE may no longer be available). Without the ability for a proxy server to check the liveness of a session, there is no way to rectify this problem.

Solutions suggested:

- proxy sends re-INVITE;
- session lifetime;
- A PING request would be retransmitted (T1, doubled each time, max of T2, up to 11 times) until a provisional or final response is received. Once that is accomplished, it is only retransmitted at the frequency specified in the "Period" header. As long as another provisional response is received in at the frequency specified in the "Period" header, the PING is not retransmitted.
- The `OPTIONS` request is answered with a special 2xx status if the call leg exists at the server. (What about changes in SDP?)
- (?) Add redirection history. May have privacy implications.
- empty `To` and `From` in initial `REGISTER` requests (agreed);
- `received-port` for `NAPT` support in `Via` header field;
- Proxy authentication: If a forking proxy adds or changes an `Authorization` header, it MUST change the `branch` parameter in the `Via` header to avoid being confused by retransmission of earlier 407 responses. If a request triggered a 407 response, the downstream proxy inspects retransmissions of the the same request to see if it contains new authorization header. If so, it re-evaluates its authentication decision. This is a slight deviation from the usual idempotency rules.

- Should have the ability to report geographic location for 911 services.

## H Acknowledgments

We wish to thank the members of the IETF MMUSIC WG for their comments and suggestions. Detailed comments were provided by Jim Buller, Neil Deason, Dave Devanathan, Cdric Fluckiger, Yaron Goland, Phil Hoffer, Christian Huitema, Gadi Karmi, Anders Kristensen, Jonathan Lennox, Keith Moore, Vern Paxson, Moshe J. Sambol, Chip Sharp, Robert Sparks, Eric Tremblay., and Rick Workman.

This work is based, inter alia, on [45, 46].

## I Authors' Addresses

Mark Handley  
ACIRI  
electronic mail: [mjh@aciri.org](mailto:mjh@aciri.org)

Henning Schulzrinne  
Dept. of Computer Science  
Columbia University  
1214 Amsterdam Avenue  
New York, NY 10027  
USA  
electronic mail: [schulzrinne@cs.columbia.edu](mailto:schulzrinne@cs.columbia.edu)

Eve Schooler  
Computer Science Department 256-80  
California Institute of Technology  
Pasadena, CA 91125  
USA  
electronic mail: [schooler@cs.caltech.edu](mailto:schooler@cs.caltech.edu)

Jonathan Rosenberg  
dynamicsoft  
72 Eagle Rock Ave  
East Hanover, NJ 07936  
USA  
electronic mail: [jdrosen@dynamicsoft.com](mailto:jdrosen@dynamicsoft.com)

## References

- [1] R. Pandya, "Emerging mobile and personal communication systems," *IEEE Communications Magazine*, Vol. 33, pp. 44–52, June 1995.
- [2] R. Braden, Ed., L. Zhang, S. Berson, S. Herzog, and S. Jamin, "Resource ReSerVation protocol (RSVP) – version 1 functional specification," Request for Comments 2205, Internet Engineering Task Force, Sept. 1997.

- [3] H. Schulzrinne, S. Casner, R. Frederick, and V. Jacobson, "RTP: a transport protocol for real-time applications," Request for Comments 1889, Internet Engineering Task Force, Jan. 1996.
- [4] H. Schulzrinne, A. Rao, and R. Lanphier, "Real time streaming protocol (RTSP)," Request for Comments 2326, Internet Engineering Task Force, Apr. 1998.
- [5] M. Handley, "SAP: Session announcement protocol," Internet Draft, Internet Engineering Task Force, Nov. 1996. Work in progress.
- [6] M. Handley and V. Jacobson, "SDP: session description protocol," Request for Comments 2327, Internet Engineering Task Force, Apr. 1998.
- [7] International Telecommunication Union, "Visual telephone systems and equipment for local area networks which provide a non-guaranteed quality of service," Recommendation H.323, Telecommunication Standardization Sector of ITU, Geneva, Switzerland, May 1996.
- [8] International Telecommunication Union, "Control protocol for multimedia communication," Recommendation H.245, Telecommunication Standardization Sector of ITU, Geneva, Switzerland, Feb. 1998.
- [9] International Telecommunication Union, "Media stream packetization and synchronization on non-guaranteed quality of service LANs," Recommendation H.225.0, Telecommunication Standardization Sector of ITU, Geneva, Switzerland, Nov. 1996.
- [10] S. Bradner, "Key words for use in RFCs to indicate requirement levels," Request for Comments 2119, Internet Engineering Task Force, Mar. 1997.
- [11] R. Fielding, J. Gettys, J. Mogul, H. Frystyk, L. Masinter, P. Leach, and T. Berners-Lee, "Hypertext transfer protocol – HTTP/1.1," Request for Comments 2616, Internet Engineering Task Force, June 1999.
- [12] T. Berners-Lee, R. Fielding, and L. Masinter, "Uniform resource identifiers (URI): generic syntax," Request for Comments 2396, Internet Engineering Task Force, Aug. 1998.
- [13] T. Berners-Lee, L. Masinter, and M. McCahill, "Uniform resource locators (URL)," Request for Comments 1738, Internet Engineering Task Force, Dec. 1994.
- [14] A. Gulbrandsen, P. Vixie, and L. Esibov, "A DNS RR for specifying the location of services (DNS SRV)," Request for Comments 2782, Internet Engineering Task Force, Feb. 2000.
- [15] M. Hamilton and R. Wright, "Use of DNS aliases for network services," Request for Comments 2219, Internet Engineering Task Force, Oct. 1997.
- [16] P. V. Mockapetris, "Domain names - implementation and specification," Request for Comments 1035, Internet Engineering Task Force, Nov. 1987.
- [17] D. Zimmerman, "The finger user information protocol," Request for Comments 1288, Internet Engineering Task Force, Dec. 1991.
- [18] S. Williamson, M. Koster, D. Blacka, J. Singh, and K. Zeilstra, "Referral whois (rwhois) protocol V1.5," Request for Comments 2167, Internet Engineering Task Force, June 1997.

- [19] W. Yeong, T. Howes, and S. Kille, "Lightweight directory access protocol," Request for Comments 1777, Internet Engineering Task Force, Mar. 1995.
- [20] E. M. Schooler, "A multicast user directory service for synchronous rendezvous," Master's Thesis CS-TR-96-18, Department of Computer Science, California Institute of Technology, Pasadena, California, Aug. 1996.
- [21] A. Vaha-Sipila, "URLs for telephone calls," Request for Comments 2806, Internet Engineering Task Force, Apr. 2000.
- [22] F. Yergeau, "UTF-8, a transformation format of ISO 10646," Request for Comments 2279, Internet Engineering Task Force, Jan. 1998.
- [23] W. R. Stevens, *TCP/IP illustrated: the protocols*, Vol. 1. Reading, Massachusetts: Addison-Wesley, 1994.
- [24] J. C. Mogul and S. E. Deering, "Path MTU discovery," Request for Comments 1191, Internet Engineering Task Force, Nov. 1990.
- [25] D. Crocker, "Standard for the format of ARPA internet text messages," Request for Comments 822, Internet Engineering Task Force, Aug. 1982.
- [26] D. Meyer, "Administratively scoped IP multicast," Request for Comments 2365, Internet Engineering Task Force, July 1998.
- [27] H. Schulzrinne, "RTP profile for audio and video conferences with minimal control," Request for Comments 1890, Internet Engineering Task Force, Jan. 1996.
- [28] D. Eastlake, 3rd, S. Crocker, and J. Schiller, "Randomness recommendations for security," Request for Comments 1750, Internet Engineering Task Force, Dec. 1994.
- [29] P. Hoffman, L. Masinter, and J. Zawinski, "The mailto URL scheme," Request for Comments 2368, Internet Engineering Task Force, July 1998.
- [30] R. Troost and S. Dorner, "Communicating presentation information in internet messages: The content-disposition header," Request for Comments 1806, Internet Engineering Task Force, June 1995.
- [31] R. T. Braden, "Requirements for internet hosts - application and support," Request for Comments 1123, Internet Engineering Task Force, Oct. 1989.
- [32] J. Palme, "Common internet message headers," Request for Comments 2076, Internet Engineering Task Force, Feb. 1997.
- [33] R. Rivest, "The MD5 message-digest algorithm," Request for Comments 1321, Internet Engineering Task Force, Apr. 1992.
- [34] H. Alvestrand, "IETF policy on character sets and languages," Request for Comments 2277, Internet Engineering Task Force, Jan. 1998.
- [35] M. Elkins, "MIME security with pretty good privacy (PGP)," Request for Comments 2015, Internet Engineering Task Force, Oct. 1996.

- [36] N. Freed and N. Borenstein, "Multipurpose internet mail extensions (MIME) part two: Media types," Request for Comments 2046, Internet Engineering Task Force, Nov. 1996.
- [37] D. Atkins, W. Stallings, and P. Zimmermann, "PGP message exchange formats," Request for Comments 1991, Internet Engineering Task Force, Aug. 1996.
- [38] R. Atkinson, "Security architecture for the internet protocol," Request for Comments 1825, Internet Engineering Task Force, Aug. 1995.
- [39] T. Dierks and C. Allen, "The TLS protocol version 1.0," Request for Comments 2246, Internet Engineering Task Force, Jan. 1999.
- [40] J. Franks, P. Hallam-Baker, J. Hostetler, S. Lawrence, P. Leach, A. Luotonen, and L. Stewart, "HTTP authentication: Basic and digest access authentication," Request for Comments 2617, Internet Engineering Task Force, June 1999.
- [41] J. Callas, L. Donnerhackle, H. Finney, and R. Thayer, "OpenPGP message format," Request for Comments 2440, Internet Engineering Task Force, Nov. 1998.
- [42] N. Freed and N. Borenstein, "Multipurpose internet mail extensions (MIME) part one: Format of internet message bodies," Request for Comments 2045, Internet Engineering Task Force, Nov. 1996.
- [43] D. Crocker, Ed., and P. Overell, "Augmented BNF for syntax specifications: ABNF," Request for Comments 2234, Internet Engineering Task Force, Nov. 1997.
- [44] R. Hinden, B. Carpenter, and L. Masinter, "Format for literal IPv6 addresses in URL's," Request for Comments 2732, Internet Engineering Task Force, Dec. 1999.
- [45] E. M. Schooler, "Case study: multimedia conference control in a packet-switched teleconferencing system," *Journal of Internetworking: Research and Experience*, Vol. 4, pp. 99–120, June 1993. ISI reprint series ISI/RS-93-359.
- [46] H. Schulzrinne, "Personal mobility for multimedia services in the Internet," in *European Workshop on Interactive Distributed Multimedia Systems and Services (IDMS)*, (Berlin, Germany), Mar. 1996.

## Full Copyright Statement

Copyright (c) The Internet Society (2000). All Rights Reserved.

This document and translations of it may be copied and furnished to others, and derivative works that comment on or otherwise explain it or assist in its implementation may be prepared, copied, published and distributed, in whole or in part, without restriction of any kind, provided that the above copyright notice and this paragraph are included on all such copies and derivative works. However, this document itself may not be modified in any way, such as by removing the copyright notice or references to the Internet Society or other Internet organizations, except as needed for the purpose of developing Internet standards in which case the procedures for copyrights defined in the Internet Standards process must be followed, or as required to translate it into languages other than English.

The limited permissions granted above are perpetual and will not be revoked by the Internet Society or its successors or assigns.



This document and the information contained herein is provided on an "AS IS" basis and THE INTERNET SOCIETY AND THE INTERNET ENGINEERING TASK FORCE DISCLAIMS ALL WARRANTIES, EXPRESS OR IMPLIED, INCLUDING BUT NOT LIMITED TO ANY WARRANTY THAT THE USE OF THE INFORMATION HEREIN WILL NOT INFRINGE ANY RIGHTS OR ANY IMPLIED WARRANTIES OF MERCHANTABILITY OR FITNESS FOR A PARTICULAR PURPOSE.