

SIP: Session Initiation Protocol

Status of this Memo

This document is an Internet-Draft. Internet-Drafts are working documents of the Internet Engineering Task Force (IETF), its areas, and its working groups. Note that other groups may also distribute working documents as Internet-Drafts.

Internet-Drafts are draft documents valid for a maximum of six months and may be updated, replaced, or obsoleted by other documents at any time. It is inappropriate to use Internet-Drafts as reference material or to cite them other than as “work in progress”.

To learn the current status of any Internet-Draft, please check the “1id-abstracts.txt” listing contained in the Internet-Drafts Shadow Directories on ftp.is.co.za (Africa), nic.nordu.net (Europe), munnari.oz.au (Pacific Rim), ds.internic.net (US East Coast), or ftp.isi.edu (US West Coast).

Distribution of this document is unlimited.

Copyright Notice

Copyright (c) The Internet Society (1998). All Rights Reserved.

Abstract

The Session Initiation Protocol (SIP) is an application-layer control (signaling) protocol for creating, modifying and terminating sessions with one or more participants. These sessions include Internet multimedia conferences, Internet telephone calls and multimedia distribution. Members in a session can communicate via multicast or via a mesh of unicast relations, or a combination of these.

SIP invitations used to create sessions carry session descriptions which allow participants to agree on a set of compatible media types. SIP supports user mobility by proxying and redirecting requests to the user’s current location. Users can register their current location. SIP is not tied to any particular conference control protocol. SIP is designed to be independent of the lower-layer transport protocol and can be extended with additional capabilities.

This document is a product of the Multi-party Multimedia Session Control (MMUSIC) working group of the Internet Engineering Task Force. Comments are solicited and should be addressed to the working group’s mailing list at confctrl@isi.edu and/or the authors.

Contents

1	Introduction	6
1.1	Overview of SIP Functionality	6
1.2	Terminology	8
1.3	Definitions	8
1.4	Overview of SIP Operation	10
1.4.1	SIP Addressing	10
1.4.2	Locating a SIP Server	11
1.4.3	SIP Transaction	12
1.4.4	SIP Invitation	12

1.4.5	Locating a User	13
1.4.6	Changing an Existing Session	15
1.4.7	Registration Services	15
1.5	Protocol Properties	15
1.5.1	Minimal State	15
1.5.2	Lower-Layer-Protocol Neutral	15
1.5.3	Text-Based	15
2	SIP Uniform Resource Locators	16
3	SIP Message Overview	19
4	Request	21
4.1	Request-Line	22
4.2	Methods	22
4.2.1	INVITE	22
4.2.2	ACK	23
4.2.3	OPTIONS	23
4.2.4	BYE	23
4.2.5	CANCEL	23
4.2.6	REGISTER	24
4.3	Request-URI	26
4.3.1	SIP Version	26
4.4	Option Tags	26
4.4.1	Registering New Option Tags with IANA	27
5	Response	27
5.1	Status-Line	27
5.1.1	Status Codes and Reason Phrases	28
6	Header Field Definitions	30
6.1	General Header Fields	31
6.2	Entity Header Fields	31
6.3	Request Header Fields	32
6.4	Response Header Fields	32
6.5	End-to-end and Hop-by-hop Headers	33
6.6	Header Field Format	33
6.7	Accept	33
6.8	Accept-Encoding	34
6.9	Accept-Language	34
6.10	Allow	34
6.11	Authorization	34
6.12	Call-ID	34
6.13	Contact	35
6.14	Content-Encoding	37
6.15	Content-Length	37

6.16	Content-Type	38
6.17	CSeq	38
6.18	Date	39
6.19	Encryption	39
6.20	Expires	40
6.21	From	41
6.22	Hide	42
6.23	Max-Forwards	42
6.24	Organization	43
6.25	Priority	43
6.26	Proxy-Authenticate	43
6.27	Proxy-Authorization	44
6.28	Proxy-Require	44
6.29	Record-Route	44
6.30	Require	45
6.31	Response-Key	45
6.32	Retry-After	46
6.33	Route	46
6.34	Server	46
6.35	Subject	46
6.36	Timestamp	47
6.37	To	47
6.38	Unsupported	48
6.39	User-Agent	48
6.40	Via	48
6.40.1	Requests	48
6.40.2	Receiver-tagged Via Header Fields	49
6.40.3	Responses	49
6.40.4	User Agent and Redirect Servers	50
6.40.5	Syntax	50
6.41	Warning	50
6.42	WWW-Authenticate	53
7	Status Code Definitions	53
7.1	Informational 1xx	53
7.1.1	100 Trying	53
7.1.2	180 Ringing	53
7.1.3	181 Call Is Being Forwarded	53
7.1.4	182 Queued	54
7.2	Successful 2xx	54
7.2.1	200 OK	54
7.3	Redirection 3xx	54
7.3.1	300 Multiple Choices	54
7.3.2	301 Moved Permanently	55
7.3.3	302 Moved Temporarily	55

7.3.4	380 Alternative Service	55
7.4	Request Failure 4xx	55
7.4.1	400 Bad Request	55
7.4.2	401 Unauthorized	55
7.4.3	402 Payment Required	55
7.4.4	403 Forbidden	55
7.4.5	404 Not Found	56
7.4.6	405 Method Not Allowed	56
7.4.7	406 Not Acceptable	56
7.4.8	407 Proxy Authentication Required	56
7.4.9	408 Request Timeout	56
7.4.10	409 Conflict	56
7.4.11	410 Gone	56
7.4.12	411 Length Required	56
7.4.13	413 Request Entity Too Large	57
7.4.14	414 Request-URI Too Long	57
7.4.15	415 Unsupported Media Type	57
7.4.16	420 Bad Extension	57
7.4.17	480 Temporarily Unavailable	57
7.4.18	481 Call Leg/Transaction Does Not Exist	57
7.4.19	482 Loop Detected	57
7.4.20	483 Too Many Hops	57
7.4.21	484 Address Incomplete	58
7.4.22	485 Ambiguous	58
7.4.23	486 Busy Here	58
7.5	Server Failure 5xx	58
7.5.1	500 Server Internal Error	58
7.5.2	501 Not Implemented	59
7.5.3	502 Bad Gateway	59
7.5.4	503 Service Unavailable	59
7.5.5	504 Gateway Timeout	59
7.5.6	505 Version Not Supported	59
7.6	Global Failures 6xx	59
7.6.1	600 Busy Everywhere	59
7.6.2	603 Decline	60
7.6.3	604 Does Not Exist Anywhere	60
7.6.4	606 Not Acceptable	60
8	SIP Message Body	60
8.1	Body Inclusion	60
8.2	Message Body Type	60
8.3	Message Body Length	61
9	Compact Form	61

10 Behavior of SIP Clients and Servers	62
10.1 General Remarks	62
10.1.1 Requests	62
10.1.2 Responses	62
10.2 Source Addresses, Destination Addresses and Connections	63
10.2.1 Unicast UDP	63
10.2.2 Multicast UDP	63
10.3 TCP	63
10.4 Reliability for BYE, CANCEL, OPTIONS, REGISTER Requests	64
10.4.1 UDP	64
10.4.2 TCP	65
10.5 Reliability for INVITE Requests	65
10.5.1 UDP	65
10.5.2 TCP	66
10.6 Reliability for ACK Requests	67
10.7 ICMP Handling	67
11 Behavior of SIP User Agents	68
11.1 Caller Issues Initial INVITE Request	68
11.2 Callee Issues Response	68
11.3 Caller Receives Response to Initial Request	68
11.4 Caller or Callee Generate Subsequent Requests	68
11.5 Receiving Subsequent Requests	69
12 Behavior of SIP Proxy and Redirect Servers	69
12.1 Redirect Server	69
12.2 User Agent Server	69
12.3 Proxy Server	69
12.3.1 Proxying Requests	70
12.3.2 Proxying Responses	70
12.3.3 Stateless Proxy: Proxying Responses	70
12.3.4 Stateful Proxy: Receiving Requests	70
12.3.5 Stateful Proxy: Receiving ACKs	70
12.3.6 Stateful Proxy: Receiving Responses	71
12.3.7 Stateless, Non-Forking Proxy	71
12.4 Forking Proxy	71
13 Security Considerations	75
13.1 Confidentiality and Privacy: Encryption	75
13.1.1 End-to-End Encryption	75
13.1.2 Privacy of SIP Responses	77
13.1.3 Encryption by Proxies	77
13.1.4 Hop-by-Hop Encryption	77
13.1.5 Via field encryption	77
13.2 Message Integrity and Access Control: Authentication	78

13.2.1	Trusting responses	80
13.3	Callee Privacy	80
13.4	Known Security Problems	80
14	SIP Security Using PGP	81
14.1	PGP Authentication Scheme	81
14.1.1	The WWW-Authenticate Response Header	81
14.1.2	The Authorization Request Header	81
14.2	PGP Encryption Scheme	82
14.3	Response-Key Header Field for PGP	83
15	Examples	83
15.1	Registration	83
15.2	Invitation to a Multicast Conference	84
15.2.1	Request	84
15.2.2	Response	85
15.3	Two-party Call	86
15.4	Terminating a Call	88
15.5	Forking Proxy	88
15.6	Redirects	92
15.7	Negotiation	93
15.8	OPTIONS Request	94
A	Minimal Implementation	94
A.1	Client	94
A.2	Server	95
A.3	Header Processing	95
B	Usage of SDP	95
C	Summary of Augmented BNF	97
D	IANA Considerations	98
E	Changes in Version -10	99
F	Acknowledgments	100
G	Authors' Addresses	100

1 Introduction

1.1 Overview of SIP Functionality

The Session Initiation Protocol (SIP) is an application-layer control protocol that can establish, modify and terminate multimedia sessions or calls. These multimedia sessions include multimedia conferences, distance learning, Internet telephony and similar applications. SIP can invite both persons and “robots”, such as a

media storage service. SIP can invite parties to both unicast and multicast sessions; the initiator does not necessarily have to be a member of the session to which it is inviting. Media and participants can be added to an existing session.

SIP can be used to initiate sessions as well as invite members to sessions that have been advertised and established by other means. Sessions can be advertised using multicast protocols such as SAP, electronic mail, news groups, web pages or directories (LDAP), among others.

SIP transparently supports name mapping and redirection services, allowing the implementation of ISDN and Intelligent Network telephony subscriber services. These facilities also enable *personal mobility*. In the parlance of telecommunications intelligent network services, this is defined as: "Personal mobility is the ability of end users to originate and receive calls and access subscribed telecommunication services on any terminal in any location, and the ability of the network to identify end users as they move. Personal mobility is based on the use of a unique personal identity (i.e., personal number)." [1, p. 44]. Personal mobility complements terminal mobility, i.e., the ability to maintain communications when moving a single end system from one subnet to another.

SIP supports five facets of establishing and terminating multimedia communications:

User location: determination of the end system to be used for communication;

User capabilities: determination of the media and media parameters to be used;

User availability: determination of the willingness of the called party to engage in communications;

Call setup: "ringing", establishment of call parameters at both called and calling party;

Call handling: including transfer and termination of calls.

SIP can also initiate multi-party calls using a multipoint control unit (MCU) or fully-meshed interconnection instead of multicast. Internet telephony gateways that connect Public Switched Telephone Network (PSTN) parties can also use SIP to set up calls between them.

SIP is designed as part of the overall IETF multimedia data and control architecture currently incorporating protocols such as RSVP (RFC 2205 [2]) for reserving network resources, the real-time transport protocol (RTP) (RFC 1889 [3]) for transporting real-time data and providing QOS feedback, the real-time streaming protocol (RTSP) (RFC 2326 [4]) for controlling delivery of streaming media, the session announcement protocol (SAP) [5] for advertising multimedia sessions via multicast and the session description protocol (SDP) (RFC 2327 [6]) for describing multimedia sessions. However, the functionality and operation of SIP does not depend on any of these protocols.

SIP can also be used in conjunction with other call setup and signaling protocols. In that mode, an end system uses SIP exchanges to determine the appropriate end system address and protocol from a given address that is protocol-independent. For example, SIP could be used to determine that the party can be reached via H.323 [7], obtain the H.245 [8] gateway and user address and then use H.225.0 [9] to establish the call. In another example, SIP might be used to determine that the callee is reachable via the PSTN and indicate the phone number to be called, possibly suggesting an Internet-to-PSTN gateway to be used.

SIP does not offer conference control services such as floor control or voting and does not prescribe how a conference is to be managed, but SIP can be used to introduce conference control protocols. SIP does not allocate multicast addresses.

SIP can invite users to sessions with and without resource reservation. SIP does not reserve resources, but can convey to the invited system the information necessary to do this.

1.2 Terminology

In this document, the key words “MUST”, “MUST NOT”, “REQUIRED”, “SHALL”, “SHALL NOT”, “SHOULD”, “SHOULD NOT”, “RECOMMENDED”, “MAY”, and “OPTIONAL” are to be interpreted as described in RFC 2119 [10] and indicate requirement levels for compliant SIP implementations.

1.3 Definitions

This specification uses a number of terms to refer to the roles played by participants in SIP communications. The definitions of client, server and proxy are similar to those used by the Hypertext Transport Protocol (HTTP) (RFC 2068 [11]). The terms and generic syntax of URI and URL are defined in RFC 2396 [12]. The following terms have special significance for SIP.

Call: A call consists of all participants in a conference invited by a common source. A SIP call is identified by a globally unique call-id (Section 6.12). Thus, if a user is, for example, invited to the same multicast session by several people, each of these invitations will be a unique call. A point-to-point Internet telephony conversation maps into a single SIP call. In a multiparty conference unit (MCU) based call-in conference, each participant uses a separate call to invite himself to the MCU.

Call leg: A call leg is identified by the combination of Call-ID, To and From.

Client: An application program that sends SIP requests. Clients may or may not interact directly with a human user. *User agents* and *proxies* contain clients (and servers).

Conference: A multimedia session (see below), identified by a common session description. A conference can have zero or more members and includes the cases of a multicast conference, a full-mesh conference and a two-party “telephone call”, as well as combinations of these. Any number of calls can be used to create a conference.

Downstream: Requests sent in the direction from the caller to the callee (i.e., user agent client to user agent server).

Final response: A response that terminates a SIP transaction, as opposed to a *provisional response* that does not. All 2xx, 3xx, 4xx, 5xx and 6xx responses are final.

Initiator, calling party, caller: The party initiating a conference invitation. Note that the calling party does not have to be the same as the one creating the conference.

Invitation: A request sent to a user (or service) requesting participation in a session. A successful SIP invitation consists of two transactions: an INVITE request followed by an ACK request.

Invitee, invited user, called party, callee: The person or service that the calling party is trying to invite to a conference.

Isomorphic request or response: Two requests or responses are defined to be *isomorphic* for the purposes of this document if they have the same values for the Call-ID, To, From and CSeq header fields. In addition, requests have to have the same Request-URI.

Location server: See *location service*.

Location service: A location service is used by a SIP redirect or proxy server to obtain information about a callee's possible location(s). Location services are offered by location servers. Location servers MAY be co-located with a SIP server, but the manner in which a SIP server requests location services is beyond the scope of this document.

Parallel search: In a parallel search, a proxy issues several requests to possible user locations upon receiving an incoming request. Rather than issuing one request and then waiting for the final response before issuing the next request as in a *sequential search*, a parallel search issues requests without waiting for the result of previous requests.

Provisional response: A response used by the server to indicate progress, but that does not terminate a SIP transaction. 1xx responses are provisional, other responses are considered *final*.

Proxy, proxy server: An intermediary program that acts as both a server and a client for the purpose of making requests on behalf of other clients. Requests are serviced internally or by passing them on, possibly after translation, to other servers. A proxy interprets, and, if necessary, rewrites a request message before forwarding it.

Redirect server: A redirect server is a server that accepts a SIP request, maps the address into zero or more new addresses and returns these addresses to the client. Unlike a *proxy server*, it does not initiate its own SIP request. Unlike a *user agent server*, it does not accept calls.

Registrar: A registrar is server that accepts REGISTER requests. A registrar is typically co-located with a proxy or redirect server and MAY offer location services.

Ringback: Ringback is the signaling tone produced by the calling client's application indicating that a called party is being alerted (ringing).

Server: A server is an application program that accepts requests in order to service requests and sends back responses to those requests. Servers are either proxy, redirect or user agent servers or registrars.

Session: From the SDP specification: "A multimedia session is a set of multimedia senders and receivers and the data streams flowing from senders to receivers. A multimedia conference is an example of a multimedia session." (RFC 2327 [6]) (A session as defined for SDP can comprise one or more RTP sessions.) As defined, a callee can be invited several times, by different calls, to the same session. If SDP is used, a session is defined by the concatenation of the *user name*, *session id*, *network type*, *address type* and *address* elements in the origin field.

(SIP) transaction: A SIP transaction occurs between a client and a server and comprises all messages from the first request sent from the client to the server up to a final (non-1xx) response sent from the server to the client. A transaction is identified by the CSeq sequence number (Section 6.17) within a single *call leg*. The ACK request has the same CSeq number as the corresponding INVITE request, but comprises a transaction of its own.

Upstream: Responses sent in the direction from the user agent server to the user agent client.

URL-encoded: A character string encoded according to RFC 1738, Section 2.2 [13].

User agent client (UAC), calling user agent: A user agent client is a client application that initiates the SIP request.

User agent server (UAS), called user agent: A user agent server is a server application that contacts the user when a SIP request is received and that returns a response on behalf of the user. The response accepts, rejects or redirects the request.

An application program MAY be capable of acting both as a client and a server. For example, a typical multimedia conference control application would act as a user agent client to initiate calls or to invite others to conferences and as a user agent server to accept invitations. The properties of the different SIP server types are summarized in Table 1.

property	redirect server	proxy server	user agent server	registrar
also acts as a SIP client	no	yes	no	no
returns 1xx status	yes	yes	yes	yes
returns 2xx status	no	yes	yes	yes
returns 3xx status	yes	yes	yes	yes
returns 4xx status	yes	yes	yes	yes
returns 5xx status	yes	yes	yes	yes
returns 6xx status	no	yes	yes	no
inserts Via header	no	yes	no	no
accepts ACK	yes	yes	yes	no

Table 1: Properties of the different SIP server types

1.4 Overview of SIP Operation

This section explains the basic protocol functionality and operation. Callers and callees are identified by SIP addresses, described in Section 1.4.1. When making a SIP call, a caller first locates the appropriate server (Section 1.4.2) and then sends a SIP request (Section 1.4.3). The most common SIP operation is the invitation (Section 1.4.4). Instead of directly reaching the intended callee, a SIP request may be redirected or may trigger a chain of new SIP requests by proxies (Section 1.4.5). Users can register their location(s) with SIP servers (Section 4.2.6).

1.4.1 SIP Addressing

The “objects” addressed by SIP are users at hosts, identified by a SIP URL. The SIP URL takes a form similar to a `mailto` or `telnet` URL, i.e., `user@host`. The `user` part is a user name, a civil name or a telephone number. The `host` part is either a domain name having a DNS SRV (RFC 2052 [14]), CNAME or A record (RFC 1035 [15]), or a numeric network address.

A user’s SIP address can be obtained out-of-band, can be learned via existing media agents, can be included in some mailers’ message headers, or can be recorded during previous invitation interactions. In many cases, a user’s SIP URL can be guessed from his email address.

Examples of SIP URLs include:

```
sip:mjh@metro.isi.edu
sip:watson@bell-telephone.com
```

```
sip:root@193.175.132.42
sip:info@ietf.org
```

A SIP URL address can designate an individual (possibly located at one of several end systems), the first available person from a group of individuals or a whole group. The form of the address, for example, `sip:sales@example.com`, is not sufficient, in general, to determine the intent of the caller.

If a user or service chooses to be reachable at an address that is guessable from the person's name and organizational affiliation, the traditional method of ensuring privacy by having an unlisted "phone" number is compromised. However, unlike traditional telephony, SIP offers authentication and access control mechanisms and can avail itself of lower-layer security mechanisms, so that client software can reject unauthorized or undesired call attempts.

1.4.2 Locating a SIP Server

When a client wishes to send a request, the client either sends it to a locally configured SIP proxy server (as in HTTP), independent of the Request-URI, or sends it to the IP address and port corresponding to the Request-URI. For the latter case, the client performs the following steps to obtain the server's IP address.

A SIP client MUST follow the following steps to resolve the *host* part of the Request-URI. If a client supports only TCP or UDP, but not both, the client omits the respective address type. If the SIP address contains a port number, that number is to be used, otherwise, the default port number 5060 is to be used. The default port number is the same for UDP and TCP. In all cases, the client first attempts to contact the server using UDP, then TCP.

A client SHOULD rely on ICMP "Port Unreachable" messages rather than time-outs to determine that a server is not reachable at a particular address. (For socket-based programs: For TCP, `connect()` returns `ECONNREFUSED` if there is no server at the designated address; for UDP, the socket needs to be bound to the destination address using `connect()` rather than `sendto()` or similar so that a second `write()` fails with `ECONNREFUSED`.) If it finds the server is not reachable at a particular address, it SHOULD behave as if it received a 400-class error response to that request.

If the SIP address contains a numeric IP address, the client contacts the SIP server at that address. Otherwise, the client follows the steps below.

1. If there is a SRV DNS resource record (RFC 2052 [14]) of type `sip.udp` or type `sip.tcp`, order all such records by their priority value and attempt to contact the servers in that order. If a port number is explicitly specified in the SIP URL, it overrides the port number in the SRV record. It is RECOMMENDED that DNS zone files give higher weight to servers running UDP than those running TCP. If a server responds, skip the remaining steps below.
2. Check if there is a DNS CNAME or A record for the given *host* and try to contact a SIP server at the one or more addresses listed, again trying first UDP, then TCP. If a server responds, skip the remaining step.
3. If all of the above methods fail to locate a server, the caller MAY contact an SMTP server at the user's *host* and use the SMTP EXPN command to obtain an alternate address and repeat the steps above. As a last resort, a client MAY choose to deliver the session description to the callee using electronic mail, encapsulating it as a MIME [16] attachment. This allows mail readers with automated processing

of attachments to start the appropriate tool. Alternatively, the human user can examine the session description and take whatever actions they like.

A client MAY cache the result of the reachability steps for a particular address and retry that host address for the next request. It SHOULD honor DNS TTL's and expire the cache entry at the appropriate time. If the client does not find a SIP server at the cached address, it MUST start the search at the beginning of the sequence.

An organization MAY use `sip.domain` as the name CNAME or A name of its SIP server, according to RFC 2219 [17]. A client MAY attempt to contact a server with the name `sip.domain` when given the address `user@domain`.

This suggestion allows a reasonably smooth transition until the widespread deployment of DNS SRV records.

1.4.3 SIP Transaction

Once the *host* part has been resolved to a SIP server, the client sends one or more SIP requests to that server and receives one or more responses from the server. A request (and its retransmissions) together with the responses triggered by that request make up a SIP transaction. All responses to a request contain the same values in the Call-ID, CSeq, To, and From fields (with the possible addition of a tag in the To field 6.37). This allows responses to be matched with requests. The ACK request following an INVITE is *not* part of the transaction since it may traverse a different set of hosts.

If TCP is used, request and responses within a single SIP transaction are carried over the same TCP connection (see Section 10). Several SIP requests from the same client to the same server MAY use the same TCP connection or MAY open a new connection for each request.

If the client sent the request via unicast UDP, the response is sent to the address contained in the next Via header field (Section 6.40) of the response. If the request is sent via multicast UDP, the response is directed to the same multicast address and destination port. For UDP, reliability is achieved using retransmission (Section 10).

The SIP message format and operation is independent of the transport protocol.

1.4.4 SIP Invitation

A successful SIP invitation consists of two requests, INVITE followed by ACK. The INVITE (Section 4.2.1) request asks the callee to join a particular conference or establish a two-party conversation. After the callee has agreed to participate in the call, the caller confirms that it has received that response by sending an ACK (Section 4.2.2) request. If the caller no longer wants to participate in the call, it sends a BYE request instead of an ACK.

The INVITE request typically contains a session description, for example written in SDP (RFC 2327 [6]) format, that provides the called party with enough information to join the session. For multicast sessions, the session description enumerates the media types and formats that are allowed to be distributed to that session. For a unicast session, the session description enumerates the media types and formats that the caller is willing to receive and where it wishes the media data to be sent. In either case, if the callee wishes to accept the call, it responds to the invitation by returning a similar description listing the media it wishes to receive. For a multicast session, the callee SHOULD only return a session description if it is unable to receive the media indicated in the caller's description or wants to receive data via unicast.

The protocol exchanges for the INVITE method are shown in Fig. 1 for a proxy server and in Fig. 2 for a redirect server. (Note that the messages shown in the figures have been abbreviated slightly.) In Fig. 1,

the proxy server accepts the **INVITE** request (step 1), contacts the location service with all or parts of the address (step 2) and obtains a more precise location (step 3). The proxy server then issues a SIP **INVITE** request to the address(es) returned by the location service (step 4). The user agent server alerts the user (step 5) and returns a success indication to the proxy server (step 6). The proxy server then returns the success result to the original caller (step 7). The receipt of this message is confirmed by the caller using an **ACK** request, which is forwarded to the callee (steps 8 and 9). Note that an **ACK** can also be sent directly to the callee, bypassing the proxy. All requests and responses have the same **Call-ID**.

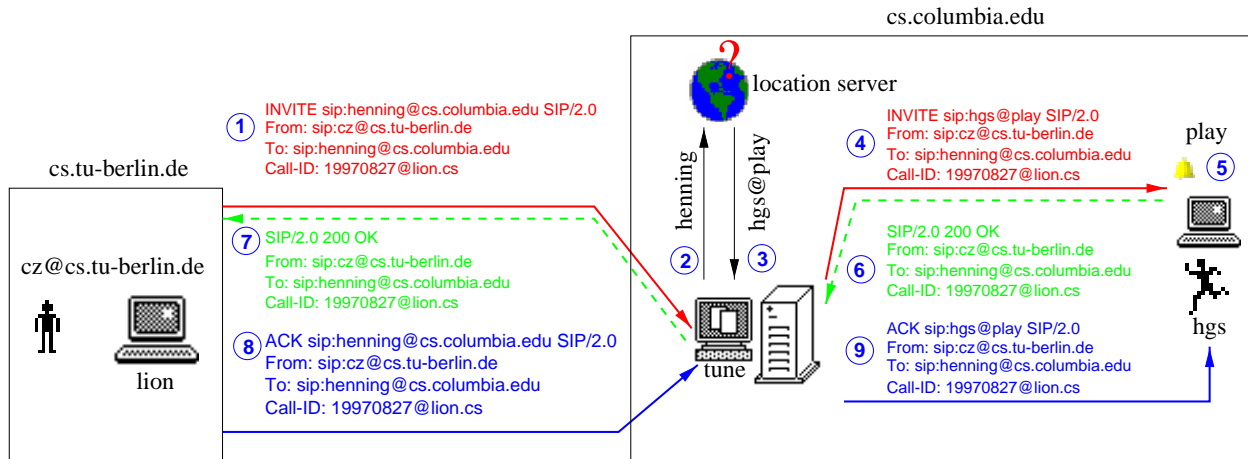


Figure 1: Example of SIP proxy server

The redirect server shown in Fig. 2 accepts the **INVITE** request (step 1), contacts the location service as before (steps 2 and 3) and, instead of contacting the newly found address itself, returns the address to the caller (step 4), which is then acknowledged via an **ACK** request (step 5). The caller issues a new request, with the same **call-ID** but a higher **CSeq**, to the address returned by the first server (step 6). In the example, the call succeeds (step 7). The caller and callee complete the handshake with an **ACK** (step 8).

The next section discusses what happens if the location service returns more than one possible alternative.

1.4.5 Locating a User

A callee may move between a number of different end systems over time. These locations can be dynamically registered with the SIP server (Sections 1.4.7, 4.2.6). A location server MAY also use one or more other protocols, such as finger (RFC 1288 [18]), rwhois (RFC 2167 [19]), LDAP (RFC 1777 [20]), multicast-based protocols [21] or operating-system dependent mechanisms to actively determine the end system where a user might be reachable. A location server MAY return several locations because the user is logged in at several hosts simultaneously or because the location server has (temporarily) inaccurate information. The SIP server combines the results to yield a list of a zero or more locations. It is RECOMMENDED that each location server sorts results according to the likelihood of success.

The action taken on receiving a list of locations varies with the type of SIP server. A SIP redirect server returns the list to the client as **Contact** headers (Section 6.13). A SIP proxy server can sequentially or in parallel try the addresses until the call is successful (2xx response) or the callee has declined the call (6xx response). With sequential attempts, a proxy server can implement an “anycast” service.

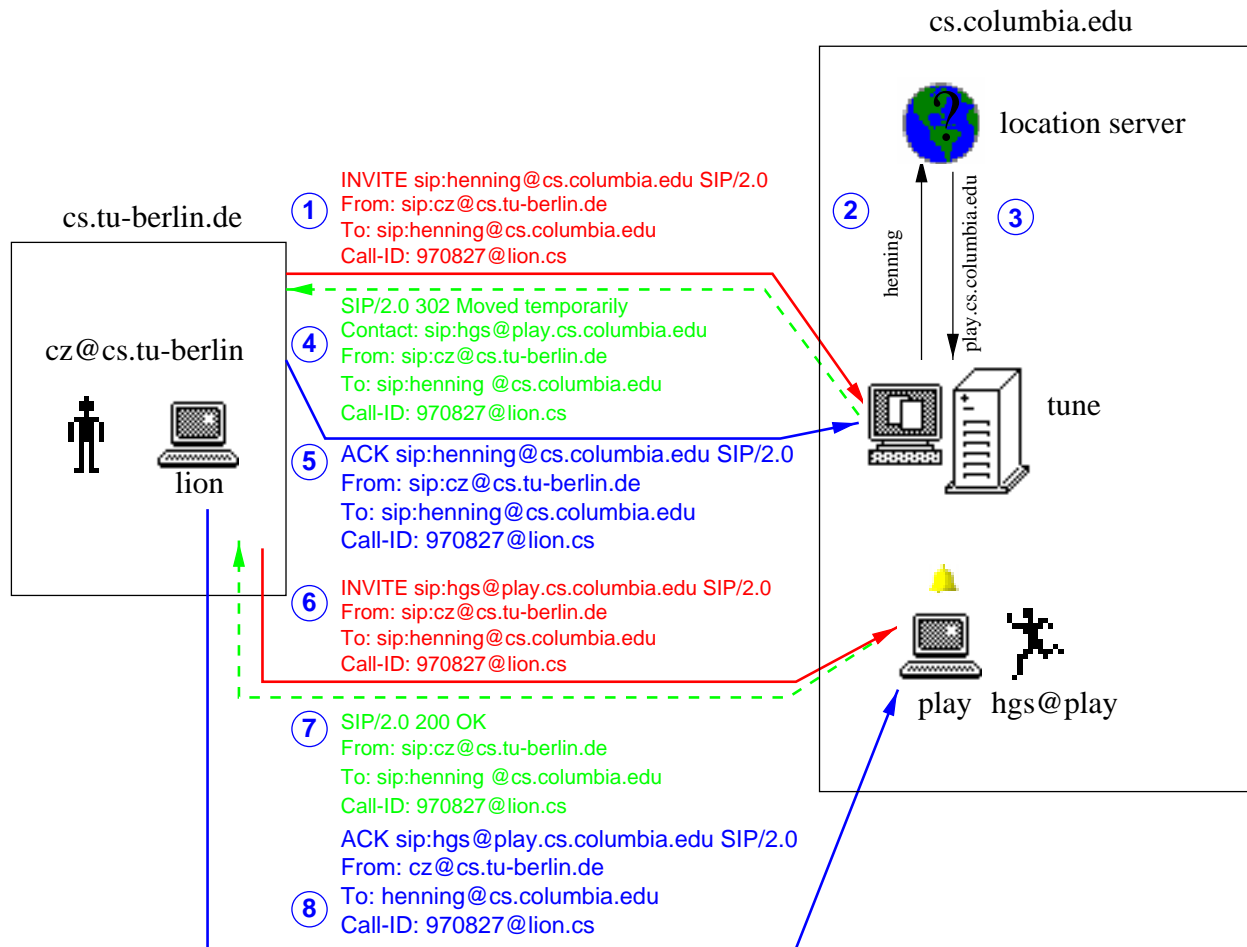


Figure 2: Example of SIP redirect server

If a proxy server forwards a SIP request, it **MUST** add itself to the end of the list of forwarders noted in the *Via* (Section 6.40) headers. The *Via* trace ensures that replies can take the same path back, ensuring correct operation through compliant firewalls and avoiding request loops. On the response path, each host **MUST** remove its *Via*, so that routing internal information is hidden from the callee and outside networks. A proxy server **MUST** check that it does not generate a request to a host listed in the *Via sent-by*, *via-received* or *via-maddr* parameters (Section 6.40). (Note: If a host has several names or network addresses, this does not always work. Thus, each host also checks if it is part of the *Via* list.)

A SIP invitation may traverse more than one SIP proxy server. If one of these “forks” the request, i.e., issues more than one request in response to receiving the invitation request, it is possible that a client is reached, independently, by more than one copy of the invitation request. Each of these copies bears the same *Call-ID*. The user agent **MUST** return the same status response returned in the first response. Duplicate requests are not an error.

1.4.6 Changing an Existing Session

In some circumstances, it is desirable to change the parameters of an existing session. For example, two parties may have been conversing and then want to add a third party, switching to multicast for efficiency. One of the participants invites the third party with the new multicast address and simultaneously sends an INVITE to the second party, with the new multicast session description, but with the old call identifier.

1.4.7 Registration Services

The REGISTER request allows a client to let a proxy or redirect server know at which address(es) it can be reached. A client MAY also use it to install call handling features at the server.

1.5 Protocol Properties

1.5.1 Minimal State

A single conference session or call involves one or more SIP request-response transactions. Proxy servers do not have to keep state for a particular call, however, they MAY maintain state for a single SIP transaction, as discussed in Section 12. For efficiency, a server MAY cache the results of location service requests.

1.5.2 Lower-Layer-Protocol Neutral

SIP makes minimal assumptions about the underlying transport and network-layer protocols. The lower-layer can provide either a packet or a byte stream service, with reliable or unreliable service.

In an Internet context, SIP is able to utilize both UDP and TCP as transport protocols, among others. UDP allows the application to more carefully control the timing of messages and their retransmission, to perform parallel searches without requiring TCP connection state for each outstanding request, and to use multicast. Routers can more readily snoop SIP UDP packets. TCP allows easier passage through existing firewalls, and given the similar protocol design, allows common servers for SIP, HTTP and the Real Time Streaming Protocol (RTSP) (RFC 2326 [4]).

When TCP is used, SIP can use one or more connections to attempt to contact a user or to modify parameters of an existing conference. Different SIP requests for the same SIP call MAY use different TCP connections or a single persistent connection, as appropriate.

For concreteness, this document will only refer to Internet protocols. However, SIP MAY also be used directly with protocols such as ATM AAL5, IPX, frame relay or X.25. The necessary naming conventions are beyond the scope of this document. User agents SHOULD implement both UDP and TCP transport, proxy and redirect servers MUST.

1.5.3 Text-Based

SIP is text-based, using ISO 10646 in UTF-8 encoding throughout. This allows easy implementation in languages such as Java, Tcl and Perl, allows easy debugging, and most importantly, makes SIP flexible and extensible. As SIP is used for initiating multimedia conferences rather than delivering media data, it is believed that the additional overhead of using a text-based protocol is not significant.

2 SIP Uniform Resource Locators

SIP URLs are used within SIP messages to indicate the originator (**From**), current destination (**Request-URI**) and final recipient (**To**) of a SIP request, and to specify redirection addresses (**Contact**). A SIP URL can also be embedded in web pages or other hyperlinks to indicate that a particular user or service can be called via SIP. When used as a hyperlink, the SIP URL indicates the use of the **INVITE** method.

The SIP URL scheme is defined to allow setting SIP request-header fields and the SIP message-body.

This corresponds to the use of **mailto:** URLs. It makes it possible, for example, to specify the subject, urgency or media types of calls initiated through a web page or as part of an email message.

A SIP URL follows the guidelines of RFC 2396 [12] and has the syntax shown in Fig. 3. The syntax is described using Augmented Backus-Naur Form (See Section C). Note that **reserved** characters have to be escaped and that the “set of characters reserved within any given URI component is defined by that component. In general, a character is reserved if the semantics of the URI changes if the character is replaced with its escaped US-ASCII encoding” [12].

The URI character classes referenced above are described in Appendix C.

user: If the **host** is an Internet telephony gateway, the **user** field **MAY** also encode a telephone number using the notation of **telephone-subscriber** (Fig. 4). The telephone number is a special case of a user name and cannot be distinguished by a BNF. Thus, a URL parameter, **user**, is added to distinguish telephone numbers from user names. The **phone** identifier is to be used when connecting to a telephony gateway. Even without this parameter, recipients of SIP URLs **MAY** interpret the pre-@ part as a phone number if local restrictions on the name space for user name allow it.

If a server handles SIP addresses for another domain, it **MUST** URL-encode the “@” character (%40). The “;” character **MUST** be URL-encoded, as otherwise it is not possible to distinguish, in one parsing pass, the case `host;parameter` and `user;moreuser@host`.

password: The SIP scheme **MAY** use the format “**user:password**” in the **userinfo** field. The use of passwords in the **userinfo** is **NOT RECOMMENDED**, because the passing of authentication information in clear text (such as URIs) has proven to be a security risk in almost every case where it has been used.

host: The **mailto:** URL and RFC 822 email addresses require that numeric host addresses (“host numbers”) are enclosed in square brackets (presumably, since host names might be numeric), while host numbers without brackets are used for all other URLs. The SIP URL requires the latter form, without brackets.

port: If missing, the port number is assumed to be the SIP default port, 5060.

URL parameters: SIP URLs can define specific parameters of the request. URL parameters are added after the **host** component and are separated by semi-colons. The **transport** parameter determines the the transport mechanism (UDP or TCP). UDP is to be assumed when no explicit transport parameter is included. The **maddr** parameter provides the server address to be contacted for this user, overriding the address supplied in the **host** field. This address is typically a multicast address, but could also be the address of a backup server. The **ttl** parameter determines the time-to-live value of the UDP multicast packet and **MUST** only be used if **maddr** is a multicast address and the transport protocol is UDP. The **user** parameter was described above. For example, to specify to call `j.doe@big.com` using multicast to 239.255.255.1 with a ttl of 15, the following URL would be used:

SIP-URL	=	"sip:" [userinfo "@"] hostport url-parameters [headers]
userinfo	=	user [":" password]
user	=	*(unreserved escaped "&" "=" "+" "\$" ",")
password	=	*(unreserved escaped "&" "=" "+" "\$" ",")
hostport	=	host [":" port]
host	=	hostname IPv4address
hostname	=	*(domainlabel ".") toplabel ["."]
domainlabel	=	alphanum alphanum *(alphanum "-") alphanum
toplabel	=	alpha alpha *(alphanum "-") alphanum
IPv4address	=	1*digit "." 1*digit "." 1*digit "." 1*digit
port	=	*digit
url-parameters	=	*(";" url-parameter)
url-parameter	=	transport-param user-param method-param ttl-param maddr-param other-param
transport-param	=	"transport=" ("udp" "tcp")
user-param	=	"user=" ("phone" "ip")
method-param	=	"method=" Method
ttl-param	=	"ttl=" ttl
ttl	=	1*3DIGIT ; 0 to 255
maddr-param	=	"maddr=" host
other-param	=	(token (token "=" (token quoted-string)))
headers	=	"?" header *("&" header)
header	=	hname "=" hvalue
hname	=	1*uric
hvalue	=	*uric
uric	=	reserved unreserved escaped
reserved	=	"," "/" "?" "." "@" "&" "=" "+" "\$" ","
digits	=	1*DIGIT

Figure 3: SIP URL syntax

```
sip:j.doe@big.com;maddr=239.255.255.1;ttl=15
```

The transport, maddr, and ttl parameters MUST NOT be used in the From and To header fields and the Request-URI; they are ignored if present.

Headers: Headers of the SIP request can be defined with the "?" mechanism within a SIP URL. The special hname "body" indicates that the associated hvalue is the message-body of the SIP INVITE request. Headers MUST NOT be used in the From and To header fields and the Request-URI; they are ignored

```

telephone-subscriber = global-phone-number | local-phone-number
global-phone-number = "+" 1*phonedigit [ isdn-subaddress ]
                    [ post-dial ]
local-phone-number  = 1*( phonedigit | dtmf-digit
                    | pause-character) [ isdn-subaddress ]
                    [ post-dial ]
isdn-subaddress     = ";isub=" 1*phonedigit
post-dial           = ";postd=" 1*( phonedigit | dtmf-digit
                    | pause-character )
phonedigit          = DIGIT | visual-separator
visual-separator    = "-" | "."
pause-character     = one-second-pause | wait-for-dial-tone
one-second-pause   = "p"
wait-for-dial-tone  = "w"
dtmf-digit          = "*" | "#" | "A" | "B" | "C" | "D"

```

Figure 4: SIP URL syntax; telephone subscriber

if present.

Method: The method of the SIP request can be specified with the `method` parameter. This parameter **MUST** NOT be used in the `From` and `To` header fields and the `Request-URI`; they are ignored if present.

Table 2 summarizes where the components of the SIP URL can be used and what default values they assume if not present.

	default	Req.-URI	To	From	Contact	external
user	–	x	x	x	x	x
password	–	x	x		x	x
host	mandatory	x	x	x	x	x
port	5060	x	x	x	x	x
user-param	ip	x	x	x	x	x
method	INVITE				x	x
maddr-param	–				x	x
ttl-param	1				x	x
transp.-param	–				x	x
headers	–				x	x

Table 2: Use and default values of URL components for SIP headers, `Request-URI` and references

Examples of SIP URLs are:

```

sip:j.doe@big.com
sip:j.doe:secret@big.com;transport=tcp
sip:j.doe@big.com?subject=project%20x&priority=urgent

```

```
sip:+1-212-555-1212:1234@gateway.com;user=phone
sip:1212@gateway.com
sip:alice@10.1.2.3
sip:alice@example.com
sip:alice%40example.com@gateway.com
sip:alice@registrar.com;method=REGISTER
```

Within a SIP message, URLs are used to indicate the source and intended destination of a request, redirection addresses and the current destination of a request. Normally all these fields will contain SIP URLs.

SIP URLs are case-insensitive, so that for example the two URLs `sip:j.doe@example.com` and `SIP:J.Doe@Example.com` are equivalent. All URL parameters are included when comparing SIP URLs for equality.

SIP header fields *MAY* contain non-SIP URLs. As an example, if a call from a telephone is relayed to the Internet via SIP, the SIP From header field might contain a phone URL.

3 SIP Message Overview

SIP is a text-based protocol and uses the ISO 10646 character set in UTF-8 encoding (RFC 2279 [22]). Lines are terminated by CRLF, but receivers *MUST* also interpret CR and LF by themselves as line terminators.

Except for the above difference in character sets, much of the message syntax is identical to HTTP/1.1; rather than repeating it here we use [HX.Y] to refer to Section X.Y of the current HTTP/1.1 specification (RFC 2068 [11]). In addition, we describe SIP in both prose and an augmented Backus-Naur form (BNF) [H2.1] described in detail in RFC 2234 [23].

Unlike HTTP, SIP *MAY* use UDP. When sent over TCP or UDP, multiple SIP transactions can be carried in a single TCP connection or UDP datagram. UDP datagrams, including all headers, *SHOULD NOT* be larger than the path maximum transmission unit (MTU) if the MTU is known, or 1400 bytes if the MTU is unknown.

The 1400 bytes accommodates lower-layer packet headers within the “typical” MTU of around 1500 bytes. Recent studies [24, p. 154] indicate that an MTU of 1500 bytes is a reasonable assumption. The next lower common MTU values are 1006 bytes for SLIP and 296 for low-delay PPP (RFC 1191 [25]). Thus, another reasonable value would be a message size of 950 bytes, to accommodate packet headers within the SLIP MTU without fragmentation.

A SIP message is either a request from a client to a server, or a response from a server to a client.

SIP-message = Request | Response

Both Request (section 4) and Response (section 5) messages use the generic-message format of RFC 822 [26] for transferring entities (the body of the message). Both types of messages consist of a start-line, one or more header fields (also known as “headers”), an empty line (i.e., a line with nothing preceding the carriage-return line-feed (CRLF)) indicating the end of the header fields, and an optional message-body. To avoid confusion with similar-named headers in HTTP, we refer to the headers describing the message body as entity headers. These components are described in detail in the upcoming sections.

generic-message = start-line
 *message-header
 CRLF
 [message-body]

start-line = Request-Line | Section 4.1
 Status-Line | Section 5.1

message-header = (general-header
 | request-header
 | response-header
 | entity-header)

In the interest of robustness, any leading empty line(s) MUST be ignored. In other words, if the Request or Response message begins with a CRLF, CR, or LF, these characters MUST be ignored.

general-header	=	Accept	; Section 6.7
		Accept-Encoding	; Section 6.8
		Accept-Language	; Section 6.9
		Call-ID	; Section 6.12
		Contact	; Section 6.13
		CSeq	; Section 6.17
		Date	; Section 6.18
		Encryption	; Section 6.19
		Expires	; Section 6.20
		From	; Section 6.21
		Record-Route	; Section 6.29
		Timestamp	; Section 6.36
		To	; Section 6.37
		Via	; Section 6.40
entity-header	=	Content-Encoding	; Section 6.14
		Content-Length	; Section 6.15
		Content-Type	; Section 6.16
request-header	=	Authorization	; Section 6.11
		Contact	; Section 6.13
		Hide	; Section 6.22
		Max-Forwards	; Section 6.23
		Organization	; Section 6.24
		Priority	; Section 6.25
		Proxy-Authorization	; Section 6.27
		Proxy-Require	; Section 6.28
		Route	; Section 6.33
		Require	; Section 6.30
		Response-Key	; Section 6.31
		Subject	; Section 6.35
		User-Agent	; Section 6.39
response-header	=	Allow	; Section 6.10
		Proxy-Authenticate	; Section 6.26
		Retry-After	; Section 6.32
		Server	; Section 6.34
		Unsupported	; Section 6.38
		Warning	; Section 6.41
		WWW-Authenticate	; Section 6.42

Table 3: SIP headers

4 Request

The Request message format is shown below:

```
Request = Request-Line ; Section 4.1
          *( general-header
            | request-header
            | entity-header )
          CRLF
          [ message-body ] ; Section 8
```

4.1 Request-Line

The Request-Line begins with a method token, followed by the Request-URI and the protocol version, and ending with CRLF. The elements are separated by SP characters. No CR or LF are allowed except in the final CRLF sequence.

```
Request-Line = Method SP Request-URI SP SIP-Version CRLF
```

4.2 Methods

The methods are defined below. Methods that are not supported by a proxy or redirect server are treated by that server as if they were an OPTIONS method and forwarded accordingly. Methods that are not supported by a user agent server or registrar cause a 501 (Not Implemented) response to be returned (Section 7).

```
Method = "INVITE" | "ACK" | "OPTIONS" | "BYE"
         | "CANCEL" | "REGISTER"
```

4.2.1 INVITE

The INVITE method indicates that the user or service is being invited to participate in a session. The message body contains a description of the session to which the callee is being invited. For two-party calls, the caller indicates the type of media it is able to receive and possibly the media it is willing to send as well as their parameters such as network destination. A success response MUST indicate in its message body which media the callee wishes to receive and MAY indicate the media the callee is going to send.

Not all session description formats have the ability to indicate sending media.

A server MAY automatically respond to an invitation for a conference the user is already participating in, identified either by the SIP Call-ID or a globally unique identifier within the session description, with a 200 (OK) response.

If a user agent receives an INVITE request for an existing call leg with a higher CSeq sequence number than any previous INVITE for the same Call-ID, it MUST check any version identifiers in the session description or, if there are no version identifiers, the content of the session description to see if it has changed. It MUST also inspect any other header fields for changes. If there is a change, the user agent MUST update any internal state or information generated as a result of that header. If the session description has changed, the user agent server MUST adjust the session parameters accordingly, possibly after asking the user for confirmation. (Versioning of the session description can be used to accommodate the capabilities of new arrivals to a conference, add or delete media or change from a unicast to a multicast conference.)

This method MUST be supported by SIP proxy, redirect and user agent servers as well as clients.

4.2.2 ACK

The ACK request confirms that the client has received a final response to an INVITE request. (ACK is used *only* with INVITE requests.) 2xx responses are acknowledged by client user agents, all other final responses by the first proxy or client user agent to receive the response. The Via is always initialized to the host that originates the ACK request, i.e., the client user agent after a 2xx response or the first proxy to receive a non-2xx final response. The ACK request is forwarded as the corresponding INVITE request, based on its Request-URI. See Section 10 for details.

The ACK request MAY contain a message body with the final session description to be used by the callee. If the ACK message body is empty, the callee uses the session description in the INVITE request.

A proxy server receiving an ACK request after having sent a 3xx, 4xx, 5xx, or 6xx response must make a determination about whether the ACK is for it, or for some user agent or proxy server further downstream. This determination is made by examining the tag in the To field. If the tag in the ACK To header field matches the tag in the To header field of the response, the ACK is meant for the proxy server. Otherwise, the ACK SHOULD be proxied downstream as any other request.

It is possible for a user agent client or proxy server to receive multiple 3xx, 4xx, 5xx, and 6xx responses to a request along a single branch. This can happen under various error conditions, typically when a forking proxy transitions from stateful to stateless before receiving all responses. The various responses will all be identical, except for the tag in the To field, which is different for each one. It can therefore be used as a means to disambiguate them.

This method MUST be supported by SIP proxy, redirect and user agent servers as well as clients.

4.2.3 OPTIONS

The server is being queried as to its capabilities. A server that believes it can contact the user, such as a user agent where the user is logged in and has been recently active, MAY respond to this request with a capability set. A called user agent MAY return a status reflecting how it would have responded to an invitation, e.g., 600 (Busy). Such a server SHOULD return an Allow header field indicating the methods that it supports. Proxy and redirect servers simply forward the request without indicating their capabilities.

This method MUST be supported by SIP proxy, redirect and user agent servers, registrars and clients.

4.2.4 BYE

The user agent client uses BYE to indicate to the server that it wishes to release the call. A BYE request is forwarded like an INVITE request and MAY be issued by either caller or callee. A party to a call SHOULD issue a BYE request before releasing a call ("hanging up"). A party receiving a BYE request MUST cease transmitting media streams specifically directed at the party issuing the BYE request.

If the INVITE request contained a Contact header, the callee SHOULD send a BYE request to that address rather than the From address.

This method MUST be supported by proxy servers and SHOULD be supported by redirect and user agent SIP servers.

4.2.5 CANCEL

The CANCEL request cancels a pending request with the same Call-ID, To, From and CSeq (sequence number only) header field values, but does not affect a completed request. (A request is considered completed if the server has returned a final status response.)

A user agent client or proxy client *MAY* issue a **CANCEL** request at any time. A proxy, in particular, *MAY* choose to send a **CANCEL** to destinations that have not yet returned a final response after it has received a 2xx or 6xx response for one or more of the parallel-search requests. A proxy that receives a **CANCEL** request forwards the request to all destinations with pending requests.

The **Call-ID**, **To**, the numeric part of **CSeq** and **From** headers in the **CANCEL** request are identical to those in the original request. This allows a **CANCEL** request to be matched with the request it cancels. However, to allow the client to distinguish responses to the **CANCEL** from those to the original request, the **CSeq Method** component is set to **CANCEL**. The **Via** header field is initialized to the proxy issuing the **CANCEL** request. (Thus, responses to this **CANCEL** request only reach the issuing proxy.)

Once a user agent server has received a **CANCEL**, it **MUST NOT** issue a 2xx response for the cancelled original request.

A redirect or user agent server receiving a **CANCEL** request responds with a status of 200 (OK) if the transaction exists and a status of 481 (Transaction Does Not Exist) if not, but takes no further action. In particular, any existing call is unaffected.

The **BYE** request cannot be used to cancel branches of a parallel search, since several branches may, through intermediate proxies, find the same user agent server and then terminate the call. To terminate a call instead of just pending searches, the UAC must use **BYE** instead of or in addition to **CANCEL**. While **CANCEL** can terminate any pending request other than **ACK** or **CANCEL**, it is typically useful only for **INVITE**. 200 responses to **INVITE** and 200 responses to **CANCEL** are distinguished by the method in the **Cseq** header field, so there is no ambiguity.

This method **MUST** be supported by proxy servers and **SHOULD** be supported by all other SIP server types.

4.2.6 REGISTER

A client uses the **REGISTER** method to register the address listed in the **To** header field with a SIP server.

A user agent *MAY* register with a local server on startup by sending a **REGISTER** request to the well-known "all SIP servers" multicast address "sip.mcast.net" (224.0.1.75). This request **SHOULD** be scoped to ensure it is not forwarded beyond the boundaries of the administrative system. This *MAY* be done with either **TTL** or administrative scopes[27], depending on what is implemented in the network. However, use of administrative scoping is **RECOMMENDED**. SIP user agents *MAY* listen to that address and use it to become aware of the location of other local users [21]; however, they do not respond to the request. A user agent *MAY* also be configured with the address of a registrar server to which it sends a **REGISTER** request upon startup.

Requests are processed in the order received. Clients **SHOULD** avoid sending a new registration (as opposed to a retransmission) until they have received the response from the server for the previous one.

Clients may register from different locations, by necessity using different **Call-ID** values. Thus, the **CSeq** value cannot be used to enforce ordering. Since registrations are additive, ordering is less of a problem than if each **REGISTER** request completely replaced all earlier ones.

The meaning of the **REGISTER** request-header fields is defined as follows. We define "address-of-record" as the SIP address that the registry knows the registrand, typically of the form "user@domain" rather than "user@host". In third-party registration, the entity issuing the request is different from the entity being registered.

To: The **To** header field contains the address-of-record whose registration is to be created or updated.

From: The From header field contains the address-of-record of the person responsible for the registration. For first-party registration, it is identical to the To header field value.

Request-URI: The Request-URI names the destination of the registration request, i.e., the domain of the registrar. The user name MUST be empty. Generally, the domains in the Request-URI and the To header field have the same value; however, it is possible to register as a “visitor”, while maintaining one’s name. For example, a traveller sip:alice@acme.com (To) might register under the Request-URI sip:atlanta.hiayh.org, with the former as the To header field and the latter as the Request-URI. The request is no longer forwarded once it reached the server whose authoritative domain is the one listed in the Request-URI.

Call-ID: All registrations from a client SHOULD use the same Call-ID header value, at least within the same reboot cycle.

Cseq: Registrations with the same Call-ID MUST have increasing CSeq header values. However, the server does not reject out-of-order requests.

Contact: The request MAY contain a Contact header field; future non-REGISTER requests for the URI given in the To header field SHOULD be directed to the address(es) given in the Contact header. If the request does not contain a Contact header, the registration remains unchanged.

This is useful to obtain the current list of registrations in the response.

Registrations using SIP URIs that differ in one or more of host, port, transport-param or maddr-param (see Figure 3) from an existing registration are added to the list of registrations. Other URI types are compared according to the standard URI equivalency rules for the URI schema. If the URIs are equivalent to that of an existing registration, the new registration replaces the old one if it has a higher q value or, for the same value of q, if the ttl value is higher. All current registrations MUST share the same action value. Registrations that have a different action than current registrations for the same user MUST be rejected with status of 409 (Conflict).

A proxy server ignores the q parameter when processing non-REGISTER requests, while a redirect server simply returns that parameter in its Contact response header field.

Having the proxy server interpret the q parameter is not sufficient to guide proxy behavior, as it is not clear, for example, how long it is supposed to wait between trying addresses.

If the registration is changed while a user agent or proxy server processes an invitation, the new information SHOULD be used.

This allows a service known as “directed pick-up”. In the telephone network, directed pickup permits a user at a remote station who hears his own phone ringing to pick up at that station, dial an access code, and be connected to the calling user as if he had answered his own phone.

A server MAY choose any duration for the registration lifetime. Registrations not refreshed after this amount of time SHOULD be silently discarded. Responses to a registration SHOULD include an Expires header (Section 6.20), indicating the time at which the server will drop the registration. If none is present, one hour is assumed. Clients MAY request a registration lifetime by indicating the time in an Expires header in the request. A server SHOULD NOT use a higher lifetime than the one requested, but MAY use a lower one. A single address (if host-independent) MAY be registered from several different clients.

A client cancels an existing registration by sending a REGISTER request with an expiration time (Expires) of zero seconds for a particular Contact or the wildcard Contact designated by a "*" for all registrations. Registrations are matched based on the user, host, port and maddr parameters.

The server SHOULD return the current list of registrations in the 200 response as Contact header fields.

It is particularly important that REGISTER requests are authenticated since they allow to redirect future requests (see Section 13.2).

Beyond its use as a simple location service, this method is needed if there are several SIP servers on a single host. In that case, only one of the servers can use the default port number.

Support of this method is RECOMMENDED.

4.3 Request-URI

The Request-URI is a SIP URL as described in Section 2 or a general URI. It indicates the user or service to which this request is being addressed. Unlike the To field, the Request-URI MAY be re-written by proxies.

When used as a Request-URI, a SIP-URL MUST NOT contain the transport-param, maddr-param, ttl-param, or headers elements. A server that receives a SIP-URL with these elements removes them before further processing.

Typically, the UAC sets the Request-URI and To to the same SIP URL, presumed to remain unchanged over long time periods. However, if the UAC has cached a more direct path to the callee, e.g., from the Contact header field of a response to a previous request, the To would still contain the long-term, "public" address, while the Request-URI would be set to the cached address.

Proxy and redirect servers MAY use the information in the Request-URI and request header fields to handle the request and possibly rewrite the Request-URI. For example, a request addressed to the generic address sip:sales@acme.com is proxied to the particular person, e.g., sip:bob@ny.acme.com, with the To field remaining as sip:sales@acme.com. At ny.acme.com, Bob then designates Alice as the temporary substitute.

The host part of the Request-URI typically agrees with one of the host names of the receiving server. If it does not, the server SHOULD proxy the request to the address indicated or return a 404 (Not Found) response if it is unwilling or unable to do so. For example, the Request-URI and server host name can disagree in the case of a firewall proxy that handles outgoing calls. This mode of operation similar to that of HTTP proxies.

If a SIP server receives a request with a URI indicating a scheme other than SIP which that server does not understand, the server MUST return a 400 (Bad Request) response. It MUST do this even if the To header field contains a scheme it does understand. This is because proxies are responsible for processing the Request-URI; the To field is of end to end significance.

4.3.1 SIP Version

Both request and response messages include the version of SIP in use, and basically follow [H3.1], with HTTP replaced by SIP. To be compliant with this specification, applications sending SIP messages MUST include a SIP-Version of "SIP/2.0".

4.4 Option Tags

Option tags are unique identifiers used to designate new options in SIP. These tags are used in Require (Section 6.30) and Unsupported (Section 6.38) fields.

Syntax:

option-tag = token

See Section C for a definition of token. The creator of a new SIP option MUST either prefix the option with their reverse domain name or register the new option with the Internet Assigned Numbers Authority (IANA). For example, “com.foo.mynewfeature” is an apt name for a feature whose inventor can be reached at “foo.com”. Individual organizations are then responsible for ensuring that option names don’t collide.

Options registered with IANA have the prefix “org.ietf.sip.”, options described in RFCs have the prefix “org.ietf.rfc.N”, where *N* is the RFC number. Option tags are case-insensitive.

4.4.1 Registering New Option Tags with IANA

When registering a new SIP option, the following information MUST be provided:

- Name and description of option. The name MAY be of any length, but SHOULD be no more than twenty characters long. The name MUST consist of alphanum (See Figure 3 characters only).
- Indication of who has change control over the option (for example, IETF, ISO, ITU-T, other international standardization bodies, a consortium or a particular company or group of companies);
- A reference to a further description, if available, for example (in order of preference) an RFC, a published paper, a patent filing, a technical report, documented source code or a computer manual;
- Contact information (postal and email address);

Borrowed from RTSP and the RTP AVP.

5 Response

After receiving and interpreting a request message, the recipient responds with a SIP response message. The response message format is shown below:

```
Response = Status-Line      ; Section 5.1
          *( general-header
            | response-header
            | entity-header )
          CRLF
          [ message-body ]   ; Section 8
```

[H6] applies except that HTTP-Version is replaced by SIP-Version. Also, SIP defines additional response codes and does not use some HTTP codes.

5.1 Status-Line

The first line of a Response message is the Status-Line, consisting of the protocol version (Section 4.3.1) followed by a numeric Status-Code and its associated textual phrase, with each element separated by SP characters. No CR or LF is allowed except in the final CRLF sequence.

```
Status-Line = SIP-version SP Status-Code SP Reason-Phrase CRLF
```

5.1.1 Status Codes and Reason Phrases

The **Status-Code** is a 3-digit integer result code that indicates the outcome of the attempt to understand and satisfy the request. The **Reason-Phrase** is intended to give a short textual description of the **Status-Code**. The **Status-Code** is intended for use by automata, whereas the **Reason-Phrase** is intended for the human user. The client is not required to examine or display the **Reason-Phrase**.

Status-Code	=	Informational	Fig. 5
		Success	Fig. 5
		Redirection	Fig. 6
		Client-Error	Fig. 7
		Server-Error	Fig. 8
		Global-Failure	Fig. 9
		extension-code	
extension-code	=	3DIGIT	
Reason-Phrase	=	*<TEXT, excluding CR, LF>	

We provide an overview of the **Status-Code** below, and provide full definitions in Section 7. The first digit of the **Status-Code** defines the class of response. The last two digits do not have any categorization role. SIP/2.0 allows 6 values for the first digit:

- 1xx:** Informational – request received, continuing to process the request;
- 2xx:** Success – the action was successfully received, understood, and accepted;
- 3xx:** Redirection – further action needs to be taken in order to complete the request;
- 4xx:** Client Error – the request contains bad syntax or cannot be fulfilled at this server;
- 5xx:** Server Error – the server failed to fulfill an apparently valid request;
- 6xx:** Global Failure – the request cannot be fulfilled at any server.

Figures 5 through 9 present the individual values of the numeric response codes, and an example set of corresponding reason phrases for SIP/2.0. These reason phrases are only recommended; they may be replaced by local equivalents without affecting the protocol. Note that SIP adopts many HTTP/1.1 response codes. SIP/2.0 adds response codes in the range starting at x80 to avoid conflicts with newly defined HTTP response codes, and adds a new class, 6xx, of response codes.

SIP response codes are extensible. SIP applications are not required to understand the meaning of all registered response codes, though such understanding is obviously desirable. However, applications **MUST** understand the class of any response code, as indicated by the first digit, and treat any unrecognized response as being equivalent to the x00 response code of that class, with the exception that an unrecognized response **MUST NOT** be cached. For example, if a client receives an unrecognized response code of 431, it can safely assume that there was something wrong with its request and treat the response as if it had received a 400 (Bad Request) response code. In such cases, user agents **SHOULD** present to the user the message body returned with the response, since that message body is likely to include human-readable information which will explain the unusual status.

Informational	=	"100"	; Trying
		"180"	; Ringing
		"181"	; Call Is Being Forwarded
		"182"	; Queued
Success	=	"200"	; OK

Figure 5: Informational and success status codes

Redirection	=	"300"	; Multiple Choices
		"301"	; Moved Permanently
		"302"	; Moved Temporarily
		"303"	; See Other
		"305"	; Use Proxy
		"380"	; Alternative Service

Figure 6: Redirection status codes

Client-Error	=	"400"	; Bad Request
		"401"	; Unauthorized
		"402"	; Payment Required
		"403"	; Forbidden
		"404"	; Not Found
		"405"	; Method Not Allowed
		"406"	; Not Acceptable
		"407"	; Proxy Authentication Required
		"408"	; Request Timeout
		"409"	; Conflict
		"410"	; Gone
		"411"	; Length Required
		"413"	; Request Message Body Too Large
		"414"	; Request-URI Too Large
		"415"	; Unsupported Media Type
		"420"	; Bad Extension
		"480"	; Temporarily not available
		"481"	; Call Leg/Transaction Does Not Exist
		"482"	; Loop Detected
		"483"	; Too Many Hops
		"484"	; Address Incomplete
	"485"	; Ambiguous	
	"486"	; Busy Here	

Figure 7: Client error status codes

Server-Error	=	"500"	; Internal Server Error
		"501"	; Not Implemented
		"502"	; Bad Gateway
		"503"	; Service Unavailable
		"504"	; Gateway Timeout
		"505"	; SIP Version not supported

Figure 8: Server error status codes

Global-Failure		"600"	; Busy Everywhere
		"603"	; Decline
		"604"	; Does not exist anywhere
		"606"	; Not Acceptable

Figure 9: Global failure status codes

6 Header Field Definitions

SIP header fields are similar to HTTP header fields in both syntax and semantics [H4.2, H14]. In general, the ordering of the header fields is not of importance (with the exception of *Via* fields, see below). The only requirement is that header fields which are hop-by-hop *MUST* appear before any header fields which are end-to-end. Proxies *MUST NOT* reorder or otherwise modify header fields other than by adding a new *Via* header field, adding another hop-by-hop header field or fixing up the *Via* header fields with "received" parameters as described in Section 6.40.1. Proxies *MUST NOT*, for example, change how header fields are broken across lines. This allows an authentication field to be added after the *Via* header fields that will not be invalidated by proxies.

The header fields required, optional and not applicable for each method are listed in Table 4 and Table 5. The table uses "o" to indicate optional, "m" mandatory and "-" for not applicable. A "*" indicates that the header fields are needed only if message body is not empty: The *Content-Type* and *Content-Length* header fields are required when there is a valid message body (of non-zero length) associated with the message (Section 8).

The "where" column describes the request and response types with which the header field can be used. "R" refers to header fields that can be used in requests (that is, request and general header fields). "r" designates a response or general-header field as applicable to all responses, while a list of numeric values indicates the status codes with which the header field can be used. "g" and "e" designate general (Section 6.1) and entity header (Section 6.2) fields, respectively. If a header field is marked "c", it is copied from the request to the response.

The "enc." column describes whether this message header field *MAY* be encrypted end-to-end. A "n" designates fields that *MUST NOT* be encrypted, while "c" designates fields that *SHOULD* be encrypted if encryption is used.

The "e-e" column has a value of "e" for end-to-end and a value of "h" for hop-by-hop header fields.

Other header fields can be added as required; a server *MUST* ignore optional header fields that it does not understand. A compact form of these header fields is also defined in Section 9 for use over UDP when the request has to fit into a single packet and size is an issue.

	where	enc.	e-e	ACK	BYE	CAN	INV	OPT	REG
Accept	R		e	-	-	-	o	o	o
Accept	415		e	-	-	-	o	o	o
Accept-Encoding	R		e	-	-	-	o	o	o
Accept-Encoding	415		e	-	-	-	o	o	o
Accept-Language	R		e	-	o	o	o	o	o
Accept-Language	415		e	-	o	o	o	o	o
Allow	200		e	-	-	-	-	m	-
Allow	405		e	o	o	o	o	o	o
Authorization	R		e	o	o	o	o	o	o
Call-ID	gc	n	e	m	m	m	m	m	m
Contact	R		e	o	-	-	o	o	o
Contact	1xx		e	-	-	-	o	o	-
Contact	2xx		e	-	-	-	o	o	o
Contact	3xx		e	-	o	-	o	o	o
Contact	485		e	-	o	-	o	o	o
Content-Encoding	e		e	o	-	-	o	o	o
Content-Length	e		e	o	-	-	o	o	o
Content-Type	e		e	*	-	-	*	*	*
CSeq	gc	n	e	m	m	m	m	m	m
Date	g		e	o	o	o	o	o	o
Encryption	g	n	e	o	o	o	o	o	o
Expires	g		e	-	-	-	o	-	o
From	gc	n	e	m	m	m	m	m	m
Hide	R	n	h	o	o	o	o	o	o
Max-Forwards	R	n	e	o	o	o	o	o	o
Organization	g	c	h	-	-	-	o	o	o

Table 4: Summary of header fields, A–O

Table 6 in Appendix A lists those header fields that different client and server types MUST be able to parse.

6.1 General Header Fields

General header fields apply to both request and response messages. The “general-header” field names can be extended reliably only in combination with a change in the protocol version. However, new or experimental header fields MAY be given the semantics of general header fields if all parties in the communication recognize them to be “general-header” fields. Unrecognized header fields are treated as “entity-header” fields.

6.2 Entity Header Fields

The “entity-header” fields define meta-information about the message-body or, if no body is present, about the resource identified by the request. The term “entity header” is an HTTP 1.1 term where the response

	where	enc.	e-e	ACK	BYE	CAN	INV	OPT	REG
Proxy-Authenticate	407	n	h	o	o	o	o	o	o
Proxy-Authorization	R	n	h	o	o	o	o	o	o
Proxy-Require	R	n	h	o	o	o	o	o	o
Priority	R	c	e	-	-	-	o	-	-
Require	R		e	o	o	o	o	o	o
Retry-After	R	c	e	-	-	-	-	-	o
Retry-After	404,480,486	c	e	o	o	o	o	o	o
	503	c	e	o	o	o	o	o	o
	600,603	c	e	o	o	o	o	o	o
Response-Key	R	c	e	-	o	o	o	o	o
Record-Route	R		h	o	o	o	o	o	o
Record-Route	2xx		h	o	o	o	o	o	o
Route	R		h	-	o	o	o	o	o
Server	r	c	e	o	o	o	o	o	o
Subject	R	c	e	-	-	-	o	-	-
Timestamp	g		e	o	o	o	o	o	o
To	gc(1)	n	e	m	m	m	m	m	m
Unsupported	420		e	o	o	o	o	o	o
User-Agent	g	c	e	o	o	o	o	o	o
Via	gc(2)	n	e	m	m	m	m	m	m
Warning	r		e	o	o	o	o	o	o
WWW-Authenticate	401	c	e	o	o	o	o	o	o

Table 5: Summary of header fields, P-Z; (1): copied with possible addition of tag; (2): UAS removes first Via header field

body can contain a transformed version of the message body. The original message body is referred to as the “entity”. We retain the same terminology for header fields but usually refer to the “message body” rather than the entity as the two are the same in SIP.

6.3 Request Header Fields

The “request-header” fields allow the client to pass additional information about the request, and about the client itself, to the server. These fields act as request modifiers, with semantics equivalent to the parameters of a programming language method invocation.

The “request-header” field names can be extended reliably only in combination with a change in the protocol version. However, new or experimental header fields MAY be given the semantics of “request-header” fields if all parties in the communication recognize them to be request-header fields. Unrecognized header fields are treated as “entity-header” fields.

6.4 Response Header Fields

The “response-header” fields allow the server to pass additional information about the response which cannot be placed in the Status-Line. These header fields give information about the server and about

further access to the resource identified by the Request-URI.

Response-header field names can be extended reliably only in combination with a change in the protocol version. However, new or experimental header fields MAY be given the semantics of “response-header” fields if all parties in the communication recognize them to be “response-header” fields. Unrecognized header fields are treated as “entity-header” fields.

6.5 End-to-end and Hop-by-hop Headers

End-to-end headers MUST be transmitted unmodified across all proxies, while hop-by-hop headers MAY be modified or added by proxies.

6.6 Header Field Format

Header fields (“general-header”, “request-header”, “response-header”, and “entity-header”) follow the same generic header format as that given in Section 3.1 of RFC 822 [26]. Each header field consists of a name followed by a colon (“:”) and the field value. Field names are case-insensitive. The field value MAY be preceded by any amount of leading white space (LWS), though a single space (SP) is preferred. Header fields can be extended over multiple lines by preceding each extra line with at least one SP or horizontal tab (HT). Applications MUST follow HTTP “common form” when generating these constructs, since there might exist some implementations that fail to accept anything beyond the common forms.

```

message-header = field-name ":" [ field-value ] CRLF
field-name     = token
field-value    = *( field-content | LWS )
field-content  = <the OCTETs making up the field-value
                  and consisting of either *TEXT
                  or combinations of token,
                  tspecials, and quoted-string>

```

The relative order of header fields with different field names is not significant. Multiple header fields with the same field-name may be present in a message if and only if the entire field-value for that header field is defined as a comma-separated list (i.e., #(values)). It MUST be possible to combine the multiple header fields into one “field-name: field-value” pair, without changing the semantics of the message, by appending each subsequent field-value to the first, each separated by a comma. The order in which header fields with the same field-name are received is therefore significant to the interpretation of the combined field value, and thus a proxy MUST NOT change the order of these field values when a message is forwarded.

Field names are not case-sensitive, although their values may be.

6.7 Accept

See [H14.1] for syntax. This request-header field is used only with the INVITE, OPTIONS and REGISTER request methods to indicate what media types are acceptable in the response.

Example:

```
Accept: application/sdp;level=1, application/x-private, text/html
```

6.8 Accept-Encoding

The Accept-Encoding request-header field is similar to Accept, but restricts the content-codings [H3.4.1] that are acceptable in the response. See [H14.3].

6.9 Accept-Language

See [H14.4] for syntax. The Accept-Language request-header field can be used to allow the client to indicate to the server in which language it would prefer to receive reason phrases, session descriptions or status responses carried as message bodies. A proxy MAY use this field to help select the destination for the call, for example, a human operator conversant in a language spoken by the caller.

Example:

```
Accept-Language: da, en-gb;q=0.8, en;q=0.7
```

6.10 Allow

The Allow entity-header field lists the set of methods supported by the resource identified by the Request-URI. The purpose of this field is strictly to inform the recipient of valid methods associated with the resource. An Allow header field MUST be present in a 405 (Method Not Allowed) response and SHOULD be present in an OPTIONS response.

```
Allow = "Allow" ":" 1#Method
```

6.11 Authorization

See [H14.8]. A user agent that wishes to authenticate itself with a server – usually, but not necessarily, after receiving a 401 response – MAY do so by including an Authorization request-header field with the request. The Authorization field value consists of credentials containing the authentication information of the user agent for the realm of the resource being requested.

6.12 Call-ID

The Call-ID general-header field uniquely identifies a particular invitation or all registrations of a particular client. Note that a single multimedia conference can give rise to several calls with different Call-IDs, e.g., if a user invites a single individual several times to the same (long-running) conference.

For an INVITE request, a callee user agent server SHOULD NOT alert the user if the user has responded previously to the Call-ID in the INVITE request. If the user is already a member of the conference and the conference parameters contained in the session description have not changed, a callee user agent server MAY silently accept the call, regardless of the Call-ID. An invitation for an existing Call-ID or session can change the parameters of the conference. A client application MAY decide to simply indicate to the user that the conference parameters have been changed and accept the invitation automatically or it MAY require user confirmation.

A user may be invited to the same conference or call using several different Call-IDs. If desired, the client MAY use identifiers within the session description to detect this duplication. For example, SDP contains a session id and version number in the origin (o) field.

The REGISTER and OPTIONS methods use the Call-ID value to unambiguously match requests and responses. All REGISTER requests issued by a single client MUST use the same Call-ID.

Since the Call-ID is generated by and for SIP, there is no reason to deal with the complexity of URL-encoding and case-ignoring string comparison.

```
Call-ID = ("Call-ID" | "" ) ":" local-id "@" host
local-id = 1*uric
```

“host” SHOULD be either a fully qualified domain name or a globally routable IP address. If this is the case, the “local-id” SHOULD be an identifier consisting of URI characters that is unique within “host”. Use of cryptographically random identifiers [28] is RECOMMENDED. If, however, host is not an FQDN or globally routable IP address (such as a net 10 address), the local-id MUST be globally unique, as opposed to unique within host. These rules guarantee overall global uniqueness of the Call-ID. The value for Call-ID MUST NOT be reused for a different call. Call-IDs are case-sensitive.

Using cryptographically random identifiers provides some protection against session hijacking. Call-ID, To and From are needed to identify a *call leg*. The distinction between call and call leg matters in calls with third-party control.

For systems which have tight bandwidth constraints, many of the mandatory SIP headers have a compact form, as discussed in Section 9. These are alternate names for the headers which occupy less space in the message. In the case of Call-ID, the compact form is *i*.

For example, both of the following are valid:

```
Call-ID: f81d4fae-7dec-11d0-a765-00a0c91e6bf6@foo.bar.com
or
i:f81d4fae-7dec-11d0-a765-00a0c91e6bf6@foo.bar.com
```

6.13 Contact

The Contact general-header field can appear in requests, 1xx, 2xx, and 3xx responses.

INVITE and ACK requests: INVITE and ACK requests MAY contain Contact headers indicating from which location the request is originating.

This allows the callee to send a BYE directly to the caller instead of through a series of proxies. The Via header is not sufficient since the desired address may be that of a proxy.

INVITE 2xx responses: A user agent server sending a definitive, positive response (2xx) MAY insert a Contact response header field indicating the SIP address under which it is reachable most directly for future SIP requests, such as ACK, within the same Call-ID. The Contact header field contains the address of the server itself or that of a proxy, e.g., if the host is behind a firewall. The value of this Contact header is copied into the Request-URI of subsequent requests for this call.

The Contact value SHOULD NOT be cached across calls, as it may not represent the most desirable location for a particular destination address.

INVITE 1xx responses: A UAS sending a provisional response (1xx) MAY insert a Contact response header. It has the same semantics in a 1xx response as a 2xx INVITE response. Note that CANCEL requests MUST NOT be sent to that address, but rather follow the same path as the original request.

REGISTER requests: REGISTER requests MAY contain a Contact header field indicating at which locations the user is reachable. The REGISTER request defines a wildcard Contact field, "*", which MUST only be used with Expires: 0 to remove all registrations for a particular user. An optional "expires" parameter indicates the desired expiration time of the registration. If a Contact entry does not have an "expires" parameter, the Expires header field is used as the default value. If neither of these mechanisms is used, SIP URIs are assumed to expire after one hour. Other URI schemes have no expiration times.

REGISTER 2xx responses: A REGISTER response MAY return all locations at which the user is currently reachable. An optional "expires" parameter indicates the expiration time of the registration. If a Contact entry does not have an "expires" parameter, the value of the Expires header field indicates the expiration time. If neither mechanism is used, the expiration time specified in the request, explicitly or by default, is used.

3xx and 485 responses: The Contact response-header field can be used with a 3xx or 485 (Ambiguous) response codes to indicate one or more alternate addresses to try. It can appear in responses to BYE, INVITE and OPTIONS methods. The Contact header field contains URIs giving the new locations or user names to try, or may simply specify additional transport parameters. A 300 (Multiple Choices), 301 (Moved Permanently), 302 (Moved Temporarily) or 485 (Ambiguous) response SHOULD contain a Contact field containing URIs of new addresses to be tried. A 301 or 302 response may also give the same location and username that was being tried but specify additional transport parameters such as a different server or multicast address to try or a change of SIP transport from UDP to TCP or vice versa. The client copies the "user", "password", "host", "port" and "user-param" elements of the Contact URI into the Request-URI of the redirected request and directs the request to the address specified by the "maddr" and "port" parameters, using the transport protocol given in the "transport" parameter. If "maddr" is a multicast address, the value of "ttl" is used as the time-to-live value.

Note that the Contact header field MAY also refer to a different entity than the one originally called. For example, a SIP call connected to GSTN gateway may need to deliver a special information announcement such as "The number you have dialed has been changed."

A Contact response header field can contain any suitable URI indicating where the called party can be reached, not limited to SIP URLs. For example, it can contain a phone or fax, mailto: (RFC 2368, [29]) or irc: URL.

The following parameters are defined. Additional parameters may be defined in other specifications.

q: The "qvalue" indicates the relative preference among the locations given. "qvalue" values are decimal numbers from 0.0 to 1.0, with higher values indicating higher preference.

action: The "action" parameter is used only when registering with the REGISTER request. It indicates whether the client wishes that the server proxy or redirect future requests intended for the client. If this parameter is not specified the action taken depends on server configuration. In its response, the registrar SHOULD indicate the mode used. This parameter is ignored for other requests.

expires: The "expires" parameter indicates how long the URI is valid. The parameter is either a number indicating seconds or a quoted string containing an HTTP-date. If this parameter is not provided, the value of the Expires header field determines how long the URI is valid.

```

Contact      = ( "Contact" | "m" ) ":"
              ("*" | (1# ( name-addr | addr-spec )
              [ *( "," contact-params ) ] [ comment ] ) )
name-addr    = [ display-name ] "<" addr-spec ">"
addr-spec    = SIP-URL | URI
display-name = *token | quoted-string
contact-params = "q"           "=" qvalue
              | "action"       "=" "proxy" | "redirect"
              | "expires"      "=" delta-seconds | "<" HTTP-date ">"
              | extension-attribute
extension-attribute = extension-name [ "=" extension-value ]

```

Even if the "display-name" is empty, the "name-addr" form MUST be used if the "addr-spec" contains a comma, semicolon or question mark.

The Contact header field fulfills functionality similar to the Location header field in HTTP. However, the HTTP header only allows one address, unquoted. Since URIs can contain commas and semicolons as reserved characters, they can be mistaken for header or parameter delimiters, respectively. The current syntax corresponds to that for the To and From header, which also allows the use of display names.

Example:

```

Contact: "Mr. Watson" <sip:watson@worchester.bell-telephone.com>
       ;q=0.7; expires=3600,
       "Mr. Watson" <mailto:watson@bell-telephone.com> ;q=0.1

```

6.14 Content-Encoding

The Content-Encoding entity-header field is used as a modifier to the "media-type". When present, its value indicates what additional content codings have been applied to the entity-body, and thus what decoding mechanisms MUST be applied in order to obtain the media-type referenced by the Content-Type header field. Content-Encoding is primarily used to allow a document to be compressed without losing the identity of its underlying media type. See [H14.12].

```

Content-Encoding = ( "Content-Encoding" | "e" ) ":" 1#content-coding

```

6.15 Content-Length

The Content-Length entity-header field indicates the size of the message-body, in decimal number of octets, sent to the recipient.

```

Content-Length = ( "Content-Length" | "l" ) ":" 1*DIGIT

```

An example is

```

Content-Length: 3495

```

Applications SHOULD use this field to indicate the size of the message-body to be transferred, regardless of the media type of the entity. Any **Content-Length** greater than or equal to zero is a valid value. If no body is present in a message, then the **Content-Length** header field MUST be set to zero. If a server receives a UDP request without **Content-Length**, it MUST assume that the request encompasses the remainder of the packet. If a server receives a UDP request with a **Content-Length**, but the value is larger than the size of the body sent in the request, the client SHOULD generate a 400 class response. If there is additional data in the UDP packet after the last byte of the body has been read, the server MUST treat the remaining data as a separate message. This allows several messages to be placed in a single UDP packet.

If a response does not contain a **Content-Length**, the client assumes that it encompasses the remainder of the UDP packet or the data until the TCP connection is closed, as applicable. Section 8 describes how to determine the length of the message body.

6.16 Content-Type

The **Content-Type** entity-header field indicates the media type of the message-body sent to the recipient. The "media-type" element is defined in [H3.7].

Content-Type = ("Content-Type" | "c") ":" media-type

Examples of this header field are

Content-Type: application/sdp

Content-Type: text/html; charset=ISO-8859-4

6.17 CSeq

Clients MUST add the **CSeq** (command sequence) general-header field to every request. A **CSeq** header field in a request contains the request method and a single decimal sequence number chosen by the requesting client, unique within a single value of **Call-ID**. The sequence number MUST be expressible as a 32-bit unsigned integer. The initial value of the sequence number is arbitrary, but MUST be less than 2^{31} . Consecutive requests that differ in request method, headers or body, but have the same **Call-ID** MUST contain strictly monotonically increasing and contiguous sequence numbers; sequence numbers do not wrap around. Retransmissions of the same request carry the same sequence number, but an **INVITE** with a different message body or different header fields (a "re-invitation") acquires a new, higher sequence number. A server MUST echo the **CSeq** value from the request in its response. If the **Method** value is missing in the received **CSeq** header field, the server fills it in appropriately.

The **ACK** and **CANCEL** requests MUST contain the same **CSeq** value as the **INVITE** request that it refers to, while a **BYE** request cancelling an invitation MUST have a higher sequence number. A **BYE** request with a **CSeq** that is not higher should cause a 400 response to be generated.

A user agent server MUST remember the highest sequence number for any **INVITE** request with the same **Call-ID** value. The server MUST respond to, and then discard, any **INVITE** request with a lower sequence number.

All requests spawned in a parallel search have the same **CSeq** value as the request triggering the parallel search.

CSeq = "CSeq" ":" 1*DIGIT Method

Strictly speaking, **CSeq** header fields are needed for any SIP request that can be cancelled by a **BYE** or **CANCEL** request or where a client can issue several requests for the same **Call-ID** in close succession. Without a sequence number, the response to an **INVITE** could be mistaken for the response to the cancellation (**BYE** or **CANCEL**). Also, if the network duplicates packets or if an **ACK** is delayed until the server has sent an additional response, the client could interpret an old response as the response to a re-invitation issued shortly thereafter. Using **CSeq** also makes it easy for the server to distinguish different versions of an invitation, without comparing the message body.

The **Method** value allows the client to distinguish the response to an **INVITE** request from that of a **CANCEL** response. **CANCEL** requests can be generated by proxies; if they were to increase the sequence number, it might conflict with a later request issued by the user agent for the same call.

With a length of 32 bits, a server could generate, within a single call, one request a second for about 136 years before needing to wrap around. The initial value of the sequence number is chosen so that subsequent requests within the same call will not wrap around. A non-zero initial value allows to use a time-based initial sequence number, which protects against ambiguities when clients are re-invited to the same call after rebooting. A client could, for example, choose the 31 most significant bits of a 32-bit second clock as an initial sequence number.

Forked requests **MUST** have the same **CSeq** as there would be ambiguity otherwise between these forked requests and later **BYE** issued by the client user agent.

Example:

```
CSeq: 4711 INVITE
```

6.18 Date

General-header field. See [H14.19].

The **Date** header field reflects the time when the request or response is first sent. Thus, retransmissions have the same **Date** header field value as the original.

The **Date** header field can be used by simple end systems without a battery-backed clock to acquire a notion of current time.

6.19 Encryption

The **Encryption** general-header field specifies that the content has been encrypted. Section 13 describes the overall SIP security architecture and algorithms. This header field is intended for end-to-end encryption of requests and responses. Requests are encrypted with a public key belonging to the entity named in the **To** header field. Responses are encrypted with the public key conveyed in the **Response-Key** header field.

SIP chose not to adopt HTTP's **Content-Transfer-Encoding** header field because the encrypted body may contain additional SIP header fields as well as the body of the message. See section 13.1.1

For any encrypted message, at least the message body and possibly other message header fields are encrypted. An application receiving a request or response containing an **Encryption** header field decrypts the body and then concatenates the plaintext to the request line and headers of the original message. Message headers in the decrypted part completely replace those with the same field name in the plaintext part. (Note: If only the body of the message is to be encrypted, the body has to be prefixed with CRLF to allow proper concatenation.) Note that the request method and **Request-URI** cannot be encrypted.

Encryption only provides privacy; the recipient has no guarantee that the request or response came from the party listed in the **From** message header, only that the sender used the recipient's public key. However, proxies will not be able to modify the request or response.

```

INVITE sip:watson@boston.bell-telephone.com SIP/2.0
Via: SIP/2.0/UDP 169.130.12.5
From: <sip:a.g.bell@bell-telephone.com>
To: T. A. Watson <sip:watson@bell-telephone.com>
Call-ID: 187602141351@worchester.bell-telephone.com
Content-Length: 885
Encryption: PGP version=2.6.2,encoding=ascii

```

```

hQEMAxkp5GPd+j5xAQf/ZDI fGD/PDOMlwayvwdQAKgGgjmZWe+MTy9NEX8O25Red
h0/pyrd/+DV5C2BYS7yzSOSXajlC/tTK/4do6rtjhP8QA3vbDdVdaFciwEVAcuXs
ODxlNAVqyDi1RqFC28BJIvQ5KfEkPuACKTK7WlRSBc7vNPEA3nyqZGBTwhxRSbIR
RuFEsHSVojdCam4htcqxGnFwD9sksqs6LIyCFaiTAhWtwcCaN437G7mUYzy2KLcA
zPVGq1VQg83b99zPzIxRdlZ+K7+bAnu8Rtu+ohOCMLV3TPXbyp+err1YiThCZHIu
X9dOVj3CMjCP66RSHa/ea0wYTRRNYA/G+kdp8DSUcqYAAAE/hZPX6nFIqk7AVnf6
IpWHUPTelNUJpzUp5Ou+q/5P7ZAsn+cSAuF2YWtVjCf+SQmBR13p2EYYWHoxlA2/
GgKADYe4M3JSwOtqwU8zUJF3FI fK7vsxmSqtUQrRQaiIhqNyG7KxJt4YjWnEjF5E
WUIPhvyGFMJaeQXIyGRYZAYvKKklyAJcm29zLACxU5alX4M25lHQd9FR9Zmq6Jed
wbWvia6cAIfsvlZ9JGocmQYF7pcuz5pnczqP+/yvRqFJtDGD/v3s++G2R+ViVYJO
z/lxGUZaM4IWBCf+4DUjNanZM0oxAE28NjaIZ0rrldDQmO8V9FtPKdHxkqA5iJP+
6vGOftilAk4kmEz0vM/Nsv7kkubTFhRl050iJIGr9S1UhenlZv9l6RuXsOY/EwH2
z8X9N4MhMyXEVuC9rt8/AUhmVQ==
=bOW+

```

```

Encryption           = "Encryption" ":" encryption-scheme 1*SP
                      #encryption-params
encryption-scheme    = token
encryption-params    = token "=" ( token | quoted-string )

```

The token indicates the form of encryption used; it is described in section 13.

The following example for a message encrypted with ASCII-armored PGP was generated by applying “pgp -ea” to the payload to be encrypted.

Since proxies can base their forwarding decision on any combination of SIP header fields, there is no guarantee that an encrypted request “hiding” header fields will reach the same destination as an otherwise identical un-encrypted request.

6.20 Expires

The Expires entity-header field gives the date and time after which the message content expires.

This header field is currently defined only for the REGISTER and INVITE methods. For REGISTER, it is a request and response-header field. In a REGISTER request, the client indicates how long it wishes the registration to be valid. In the response, the server indicates the earliest expiration time of all registrations. The server MAY choose a shorter time interval than that requested by the client, but SHOULD NOT choose a longer one.

For INVITE requests, it is a request and response-header field. In a request, the caller can limit the validity of an invitation, for example, if a client wants to limit the time duration of a search or a conference

invitation. A user interface MAY take this as a hint to leave the invitation window on the screen even if the user is not currently at the workstation. This also limits the duration of a search. If the request expires before the search completes, the proxy returns a 408 (Request Timeout) status. In a 302 (Moved Temporarily) response, a server can advise the client of the maximal duration of the redirection.

The value of this field can be either an HTTP-date or an integer number of seconds (in decimal), measured from the receipt of the request. The latter approach is preferable for short durations, as it does not depend on clients and servers sharing a synchronized clock.

Expires = "Expires" ":" (HTTP-date | delta-seconds)

Two examples of its use are

Expires: Thu, 01 Dec 1994 16:00:00 GMT

Expires: 5

6.21 From

Requests and responses MUST contain a From general-header field, indicating the initiator of the request. The From field MAY contain the "tag" parameter. The server copies the From header field from the request to the response. The optional "display-name" is meant to be rendered by a human-user interface. A system SHOULD use the display name "Anonymous" if the identity of the client is to remain hidden.

The SIP-URL MUST NOT contain the "transport-param", "maddr-param", "ttl-param", or "headers" elements. A server that receives a SIP-URL with these elements removes them before further processing.

Even if the "display-name" is empty, the "name-addr" form MUST be used if the "addr-spec" contains a comma, question mark, or semicolon.

```

From           = ( "From" | "f" ) ":" ( name-addr | addr-spec )
                *( "," addr-params )
addr-params    = tag-param
tag-param      = "tag=" UUID
UUID           = 1*( hex | "-" )

```

Examples:

From: "A. G. Bell" <sip:agb@bell-telephone.com>

From: sip:+12125551212@server.phone2net.com

From: Anonymous <sip:c8oqz84zk7z@privacy.org>

The "tag" MAY appear in the From field of a request. It MUST be present when it is possible that two instances of a user sharing a SIP address can make call invitations with the same Call-ID.

The "tag" value MUST be globally unique and cryptographically random with at least 32 bits of randomness. A single user maintains the same tag throughout the call identified by the Call-ID.

Call-ID, To and From are needed to identify a *call leg*. The distinction between call and call leg matters in calls with multiple responses to a forked request. The format is similar to the equivalent RFC 822 [26] header, but with a URI instead of just an email address.

6.22 Hide

A client uses the **Hide** request header field to indicate that it wants the path comprised of the **Via** header fields (Section 6.40) to be hidden from subsequent proxies and user agents. It can take two forms: **Hide: route** and **Hide: hop**. **Hide** header fields are typically added by the client user agent, but **MAY** be added by any proxy along the path.

If a request contains the "**Hide: route**" header field, all following proxies **SHOULD** hide their previous hop. If a request contains the "**Hide: hop**" header field, only the next proxy **SHOULD** hide the previous hop and then remove the **Hide** option unless it also wants to remain anonymous.

A server hides the previous hop by encrypting the "**host**" and "**port**" parts of the top-most **Via** header field with an algorithm of its choice. Servers **SHOULD** add additional "**salt**" to the "**host**" and "**port**" information prior to encryption to prevent malicious downstream proxies from guessing earlier parts of the path based on seeing identical encrypted **Via** headers. Hidden **Via** fields are marked with the "**hidden**" **Via** option, as described in Section 6.40.

A server that is capable of hiding **Via** headers **MUST** attempt to decrypt all **Via** headers marked as "**hidden**" to perform loop detection. Servers that are not capable of hiding can ignore hidden **Via** fields in their loop detection algorithm.

If hidden headers were not marked, a proxy would have to decrypt all headers to detect loops, just in case one was encrypted, as the **Hide: Hop** option may have been removed along the way.

A host **MUST NOT** add such a "**Hide: hop**" header field unless it can guarantee it will only send a request for this destination to the same next hop. The reason for this is that it is possible that the request will loop back through this same hop from a downstream proxy. The loop will be detected by the next hop if the choice of next hop is fixed, but could loop an arbitrary number of times otherwise.

A client requesting "**Hide: route**" can only rely on keeping the request path private if it sends the request to a trusted proxy. Hiding the route of a SIP request is of limited value if the request results in data packets being exchanged directly between the calling and called user agent.

The use of **Hide** header fields is discouraged unless path privacy is truly needed; **Hide** fields impose extra processing costs and restrictions for proxies and can cause requests to generate 482 (Loop Detected) responses that could otherwise be avoided.

The encryption of **Via** header fields is described in more detail in Section 13.

The **Hide** header field has the following syntax:

```
Hide = "Hide" ":" ( "route" | "hop" )
```

6.23 Max-Forwards

The **Max-Forwards** request-header field may be used with any SIP method to limit the number of proxies or gateways that can forward the request to the next downstream server. This can also be useful when the client is attempting to trace a request chain which appears to be failing or looping in mid-chain. [H14.31]

```
Max-Forwards = "Max-Forwards" ":" 1*DIGIT
```

The **Max-Forwards** value is a decimal integer indicating the remaining number of times this request message is allowed to be forwarded.

Each proxy or gateway recipient of a request containing a **Max-Forwards** header field **MUST** check and update its value prior to forwarding the request. If the received value is zero (0), the recipient **MUST NOT**

forward the request. Instead, for the **OPTIONS** and **REGISTER** methods, it **MUST** respond as the final recipient. For all other methods, the server returns 483 (Too many hops).

If the received **Max-Forwards** value is greater than zero, then the forwarded message **MUST** contain an updated **Max-Forwards** field with a value decremented by one (1).

Example:

```
Max-Forwards: 6
```

6.24 Organization

The **Organization** general-header field conveys the name of the organization to which the entity issuing the request or response belongs. It **MAY** also be inserted by proxies at the boundary of an organization.

The field **MAY** be used by client software to filter calls.

```
Organization = "Organization" ":" *text
```

6.25 Priority

The **Priority** request-header field indicates the urgency of the request as perceived by the client.

```
Priority      = "Priority" ":" priority-value
priority-value = "emergency" | "urgent" | "normal"
               | "non-urgent"
```

It is **RECOMMENDED** that the value of "emergency" only be used when life, limb or property are in imminent danger.

Examples:

```
Subject: A tornado is heading our way!
Priority: emergency
```

```
Subject: Weekend plans
Priority: non-urgent
```

These are the values of RFC 2076 [30], with the addition of "emergency".

6.26 Proxy-Authenticate

The **Proxy-Authenticate** response-header field **MUST** be included as part of a 407 (Proxy Authentication Required) response. The field value consists of a challenge that indicates the authentication scheme and parameters applicable to the proxy for this **Request-URI**. See [H14.33] for further details.

A client **SHOULD** cache the credentials used for a particular proxy server and realm for the next request to that server. Credentials are, in general, valid for a specific value of the **Request-URI** at a particular proxy server. If a client contacts a proxy server that has required authentication in the past, but the client does not have credentials for the particular **Request-URI**, it **MAY** attempt to use the most-recently used credential. The server responds with 401 (Unauthorized) if the client guessed wrong.

This suggested caching behavior is motivated by proxies restricting phone calls to authenticated users. It seems likely that in most cases, all destinations require the same password. Note that end-to-end authentication is likely to be destination-specific.

6.27 Proxy-Authorization

The Proxy-Authorization request-header field allows the client to identify itself (or its user) to a proxy which requires authentication. The Proxy-Authorization field value consists of credentials containing the authentication information of the user agent for the proxy and/or realm of the resource being requested. See [H14.34] for further details.

6.28 Proxy-Require

The Proxy-Require header field is used to indicate proxy-sensitive features that **MUST** be supported by the proxy. Any Proxy-Require header field features that are not supported by the proxy **MUST** be negatively acknowledged by the proxy to the client if not supported. Servers treat this field identically to the Require field.

See Section 6.30 for more details on the mechanics of this message and a usage example.

6.29 Record-Route

The Record-Route request and response header field is added to a request by any proxy that insists on being in the path of subsequent requests for the same call leg. It contains a globally reachable Request-URI that identifies the proxy server. Each proxy server adds its Request-URI to the beginning of the list.

The server copies the Record-Route header field unchanged into the response. (Record-Route is only relevant for 2xx responses.)

The calling user agent client copies the Record-Route header into a Route header field of subsequent requests within the same call leg, *reversing* the order of requests, so that the first entry is closest to the user agent client. If the response contained a Contact header field, the calling user agent adds its content as the last Route header. Unless this would cause a loop, any client **MUST** send any subsequent requests for this call leg to the first Request-URI in the Route request header field and remove that entry.

The calling user agent **MUST NOT** use the Record-Route header field in requests that contain Route header fields.

Some proxies, such as those controlling firewalls or in an automatic call distribution (ACD) system, need to maintain call state and thus need to receive any BYE and ACK packets for the call.

The Record-Route header field has the following syntax:

```
Record-Route = "Record-Route" ":" 1# name-addr
```

Proxy servers **SHOULD** use the "maddr" URL parameter containing their address to ensure that subsequent requests are guaranteed to reach exactly the same server.

Example for a request that has traversed the hosts `ieee.org` and `bell-telephone.com`, in that order:

```
Record-Route: <sip:a.g.bell@bell-telephone.com> ,  
             <sip:a.bell@ieee.org>
```

6.30 Require

The **Require** request-header field is used by clients to tell user agent servers about options that the client expects the server to support in order to properly process the request. If a server does not understand the option, it **MUST** respond by returning status code 420 (Bad Extension) and list those options it does not understand in the **Unsupported** header.

Require = "Require" ":" 1#option-tag

Example:

```
C->S:  INVITE sip:watson@bell-telephone.com SIP/2.0
       Require: com.example.billing
       Payment: sheep_skins, conch_shells
```

```
S->C:  SIP/2.0 420 Bad Extension
       Unsupported: com.example.billing
```

This is to make sure that the client-server interaction will proceed without delay when all options are understood by both sides, and only slow down if options are not understood (as in the example above). For a well-matched client-server pair, the interaction proceeds quickly, saving a round-trip often required by negotiation mechanisms. In addition, it also removes ambiguity when the client requires features that the server does not understand. Some features, such as call handling fields, are only of interest to end systems.

Proxy and redirect servers **MUST** ignore features that are not understood. If a particular extension requires that intermediate devices support it, the extension **MUST** be tagged in the **Proxy-Require** field instead (see Section 6.28).

6.31 Response-Key

The **Response-Key** request-header field can be used by a client to request the key that the called user agent **SHOULD** use to encrypt the response with. The syntax is:

Response-Key = "Response-Key" ":" key-scheme 1*SP #key-param
 key-scheme = token
 key-param = token "=" (token | quoted-string)

The "key-scheme" gives the type of encryption to be used for the response. Section 13 describes security schemes.

If the client insists that the server return an encrypted response, it includes a

Require: org.ietf.sip.encrypt-response

header field in its request. If the server cannot encrypt for whatever reason, it **MUST** follow normal **Require** header field procedures and return a 420 (Bad Extension) response. If this **Require** header field is not present, a server **SHOULD** still encrypt if it can.

6.32 Retry-After

The `Retry-After` general-header field can be used with a 503 (Service Unavailable) response to indicate how long the service is expected to be unavailable to the requesting client and with a 404 (Not Found), 600 (Busy), or 603 (Decline) response to indicate when the called party anticipates being available again. The value of this field can be either an `HTTP-date` or an integer number of seconds (in decimal) after the time of the response.

A `REGISTER` request MAY include this header field when deleting registrations with `Contact: *;expires: 0`. The `Retry-After` value then indicates when the user might again be reachable. The registrar MAY then include this information in responses to future calls.

An optional comment can be used to indicate additional information about the time of callback. An optional `"duration"` parameter indicates how long the called party will be reachable starting at the initial time of availability. If no duration parameter is given, the service is assumed to be available indefinitely.

```
Retry-After = "Retry-After" ":" ( HTTP-date | delta-seconds )
              [ comment ] [ ";duration" "=" delta-seconds ]
```

Examples of its use are

```
Retry-After: Mon, 21 Jul 1997 18:48:34 GMT (I'm in a meeting)
Retry-After: Mon, 1 Jan 9999 00:00:00 GMT
              (Dear John: Don't call me back, ever)
Retry-After: Fri, 26 Sep 1997 21:00:00 GMT;duration=3600
Retry-After: 120
```

In the third example, the callee is reachable for one hour starting at 21:00 GMT. In the last example, the delay is 2 minutes.

6.33 Route

The `Route` request-header field determines the route taken by a request. Each host removes the first entry and then proxies the request to the host listed in that entry, also using it as the `Request-URI`. The operation is further described in Section 6.29.

The `Route` header field has the following syntax:

```
Route = "Route" ":" 1# name-addr
```

6.34 Server

The `Server` response-header field contains information about the software used by the user agent server to handle the request. See [H14.39].

6.35 Subject

This is intended to provide a summary, or to indicate the nature, of the call, allowing call filtering without having to parse the session description. (Also, the session description does not have to use the same subject indication as the invitation.)

Subject = ("Subject" | "s") ":" *text

Example:

Subject: Tune in - they are talking about your work!

6.36 Timestamp

The timestamp general-header field describes when the client sent the request to the server. The value of the timestamp is of significance only to the client and MAY use any timescale. The server MUST echo the exact same value and MAY, if it has accurate information about this, add a floating point number indicating the number of seconds that have elapsed since it has received the request. The timestamp is used by the client to compute the round-trip time to the server so that it can adjust the timeout value for retransmissions.

Timestamp = "Timestamp" ":" *(DIGIT) ["." *(DIGIT)] [delay]
 delay = *(DIGIT) ["." *(DIGIT)]

6.37 To

The To general-header field specifies recipient of the request, with the same SIP URL syntax as the From field.

To = ("To" | "t") ":" (name-addr | addr-spec) *(";" addr-params)

Requests and responses MUST contain a To general-header field, indicating the desired recipient of the request. The optional "display-name" is meant to be rendered by a human-user interface. The UAS or redirect server copies the To header field into its response, and MUST add a "tag" parameter if the request contained more than one Via header field.

If there was more than one Via header field, the request was handled by at least one proxy server. Since the receiver cannot know whether any of the proxy servers forked the request, it is safest to assume that they might have.

The SIP-URL MUST NOT contain the "transport-param", "maddr-param", "ttl-param", or "headers" elements. A server that receives a SIP-URL with these elements removes them before further processing.

The "tag" parameter serves as a general mechanism to distinguish multiple instances of a user identified by a single SIP URL. As proxies can fork requests, the same request can reach multiple instances of a user (mobile and home phones, for example). As each can respond, there needs to be a means to distinguish the responses from each at the caller. The situation also arises with multicast requests. The tag in the To header field serves to distinguish responses at the UAC. It MUST be placed in the To field of the response by each instance when there is a possibility that the request was forked at an intermediate proxy. This, in general, means that the "tag" MUST be inserted when the URL in the To does not refer to a fully qualified hostname. The "tag" MUST be added by UAS, registrars and redirect servers, but MUST NOT be inserted into responses forwarded upstream by proxies. The "tag" is added for all definitive responses for all methods, and MAY be added for informational responses from a UAS or redirect server. All subsequent transactions between two entities MUST include the "tag" parameter, as described in Section 11.

See Section 6.21 for details of the "tag" parameter.

The “tag” parameter in **To** headers is ignored when matching responses to requests that did not contain a “tag” in their **To** header.

A SIP server returns a 400 (Bad Request) response if it receives a request with a **To** header field containing a URI with a scheme it does not recognize.

The following are examples of valid **To** headers:

```
To: The Operator <sip:operator@cs.columbia.edu>;tag=287447
To: sip:+12125551212@server.phone2net.com
```

Call-ID, **To** and **From** are needed to identify a *call leg*. The distinction between call and call leg matters in calls with multiple responses from a forked request. The “tag” is added to the **To** header field in the response to allow forking of future requests for the same call by proxies, while addressing only one of the possibly several responding user agent servers. It also allows several instances of the callee to send requests that can be distinguished.

6.38 Unsupported

The **Unsupported** response-header field lists the features not supported by the server. See Section 6.30 for a usage example and motivation.

6.39 User-Agent

The **User-Agent** general-header field contains information about the client user agent originating the request. See [H14.42].

6.40 Via

The **Via** field indicates the path taken by the request so far. This prevents request looping and ensures replies take the same path as the requests, which assists in firewall traversal and other unusual routing situations.

6.40.1 Requests

The client originating the request **MUST** insert into the request a **Via** field containing its host name or network address and, if not the default port number, the port number at which it wishes to receive responses. (Note that this port number can differ from the UDP source port number of the request.) A fully-qualified domain name is **RECOMMENDED**. Each subsequent proxy server that sends the request onwards **MUST** add its own additional **Via** field before any existing **Via** fields. A proxy that receives a redirection (3xx) response and then searches recursively, **MUST** use the same **Via** headers as on the original request.

A proxy **SHOULD** check the top-most **Via** header field to ensure that it contains the sender’s correct network address, as seen from that proxy. If the sender’s address is incorrect, the proxy **MUST** add an additional “received” attribute, as described 6.40.2.

A host behind a network address translator (NAT) or firewall may not be able to insert a network address into the **Via** header that can be reached by the next hop beyond the NAT. Hosts behind NATs or NAPT’s **MUST** insert the local port number of the outgoing socket, rather than the port number for incoming requests, as NAPT’s assume that responses return with reversed source and destination ports.

A proxy sending a request to a multicast address **MUST** add the “maddr” parameter to its **Via** header field, and **SHOULD** add the “ttl” parameter. If a server receives a request which contained an “maddr”

parameter in the topmost *Via* field, it SHOULD send the response to the multicast address listed in the “*maddr*” parameter.

If a proxy server receives a request which contains its own address in the *Via* header value, it MUST respond with a 482 (Loop Detected) status code.

A proxy server MUST NOT forward a request to a multicast group which already appears in any of the *Via* headers.

This prevents a malfunctioning proxy server from causing loops. Also, it cannot be guaranteed that a proxy server can always detect that the address returned by a location service refers to a host listed in the *Via* list, as a single host may have aliases or several network interfaces.

6.40.2 Receiver-tagged *Via* Header Fields

Normally, every host that sends or forwards a SIP message adds a *Via* field indicating the path traversed. However, it is possible that Network Address Translators (NAT) changes the source address and port of the request (e.g., from net-10 to a globally routable address), in which case the *Via* header field cannot be relied on to route replies. To prevent this, a proxy SHOULD check the top-most *Via* header field to ensure that it contains the sender’s correct network address, as seen from that proxy. If the sender’s address is incorrect, the proxy MUST add a “*received*” parameter to the *Via* header field inserted by the previous hop. Such a modified *Via* header field is known as a receiver-tagged *Via* header field. An example is:

```
Via: SIP/2.0/UDP erlang.bell-telephone.com:5060
Via: SIP/2.0/UDP 10.0.0.1:5060 ;received=199.172.136.3
```

In this example, the message originated from 10.0.0.1 and traversed a NAT with the external address `border.ieee.org` (199.172.136.3) to reach `erlang.bell-telephone.com`. The latter noticed the mismatch, and added a parameter to the previous hop’s *Via* header field, containing the address that the packet actually came from. (Note that the NAT `border.ieee.org` is not a SIP server.)

6.40.3 Responses

Via header fields in responses are processed by a proxy or UAC according to the following rules:

1. The first *Via* header field should indicate the proxy or client processing this response. If it does not, discard the message. Otherwise, remove this *Via* field.
2. If there is no second *Via* header field, this response is destined for this client. Otherwise, the processing depends on whether the *Via* field contains a “*maddr*” parameter or is a receiver-tagged field:
 - If the second *Via* header field contains a “*maddr*” parameter, send the response to the multicast address listed there, using the port indicated in “*sent-by*”, or port 5060 if none is present. The response SHOULD be sent using the TTL indicated in the “*ttl*” parameter, or with a TTL of 1 if that parameter is not present. For robustness, responses MUST be sent to the address indicated in the “*maddr*” parameter even if it is not a multicast address.
 - If the second *Via* header field does not contain a “*maddr*” parameter and is a receiver-tagged field (Section 6.40.2), send the message to the address in the “*received*” parameter, using the port indicated in the “*sent-by*” value, or using port 5060 if none is present.

- If neither of the previous cases apply, send the message to the address indicated by the “sent-by” value in the second Via header field.

6.40.4 User Agent and Redirect Servers

A UAS or redirect server sends a response based on one of the following rules:

- If the first Via header field in the request contains a “maddr” parameter, send the response to the multicast address listed there, using the port indicated in “sent-by”, or port 5060 if none is present. The response SHOULD be sent using the TTL indicated in the “ttl” parameter, or with a TTL of 1 if that parameter is not present. For robustness, responses MUST be sent to the address indicated in the “maddr” parameter even if it is not a multicast address.
- If the address in the “sent-by” value of the first Via field differs from the source address of the packet, send the response to the actual packet source address, similar to the treatment for receiver-tagged Via header fields (Section 6.40.2).
- If neither of these conditions is true, send the response to the address contained in the “sent-by” value. If the request was sent using TCP, use the existing TCP connection if available.

6.40.5 Syntax

The format for a Via header field is shown in Fig. 10. The defaults for “protocol-name” and “transport” are “SIP” and “UDP”, respectively. The “maddr” parameter, designating the multicast address, and the “ttl” parameter, designating the time-to-live (TTL) value, are included only if the request was sent via multicast. The “received” parameter is added only for receiver-added Via fields (Section 6.40.2). For reasons of privacy, a client or proxy may wish to hide its Via information by encrypting it (see Section 6.22). The “hidden” parameter is included if this header field was hidden by the upstream proxy (see 6.22). Note that privacy of the proxy relies on the cooperation of the next hop, as the next-hop proxy will, by necessity, know the IP address and port number of the source host.

The “branch” parameter is included by every forking proxy. The token MUST be unique for each distinct request generated when a proxy forks. When a response arrives at the proxy it can use the branch value to figure out which branch the response corresponds to. A proxy which generates a single request (non-forking) MAY also insert the “branch” parameter. The identifier has to be unique only within a set of isomorphic requests.

```
Via: SIP/2.0/UDP first.example.com:4000;ttl=16
      ;maddr=224.2.0.1 (Example)
Via: SIP/2.0/UDP adk8%20.8x%fe%03 ;hidden
```

6.41 Warning

The Warning response-header field is used to carry additional information about the status of a response. Warning headers are sent with responses and have the following format:

```

Via           = ( "Via" | "v" ) ":" 1#( sent-protocol sent-by
                *( ";" via-params ) [ comment ] )
via-params    = via-hidden | via-ttl | via-maddr
                | via-received | via-branch
via-hidden    = "hidden"
via-ttl       = "ttl" "=" ttl
via-maddr     = "maddr" "=" maddr
via-received  = "received" "=" host
via-branch    = "branch" "=" token
sent-protocol = protocol-name "/" protocol-version
                "/" transport
protocol-name = "SIP" | token
protocol-version = token
transport     = "UDP" | "TCP" | token
sent-by       = ( host [ ":" port ] ) | ( concealed-host )
concealed-host = token
ttl           = 1*3DIGIT                                ; 0 to 255

```

Figure 10: Syntax of Via header field

```

Warning       = "Warning" ":" 1#warning-value
warning-value = warn-code SP warn-agent SP warn-text
warn-code     = 3DIGIT
warn-agent    = ( host [ ":" port ] ) | pseudonym
                ; the name or pseudonym of the server adding
                ; the Warning header, for use in debugging
warn-text     = quoted-string

```

A response MAY carry more than one Warning header.

The “warn-text” should be in a natural language that is most likely to be intelligible to the human user receiving the response. This decision can be based on any available knowledge, such as the location of the cache or user, the Accept-Language field in a request, or the Content-Language field in a response. The default language is English.

Any server MAY add Warning headers to a response. Proxy servers MUST place additional Warning headers before any Authorization headers. Within that constraint, Warning headers MUST be added after any existing Warning headers not covered by a signature. A proxy server MUST NOT delete any Warning header field that it received with a response.

When multiple Warning headers are attached to a response, the user agent SHOULD display as many of them as possible, in the order that they appear in the response. If it is not possible to display all of the warnings, the user agent first displays warnings that appear early in the response.

The warn-code consists of three digits. A first digit of “3” indicates warnings specific to SIP.

This is a list of the currently-defined “warn-code”s, each with a recommended warn-text in English, and a description of its meaning. Note that these warnings describe failures induced by the session description.

Warnings 300 through 329 are reserved for indicating problems with keywords in the session description, 330 through 339 are warnings related to basic network services requested in the session description, 370

through 379 are warnings related to quantitative QoS parameters requested in the session description, and 390 through 399 are miscellaneous warnings that do not fall into one of the above categories.

300 Incompatible network protocol: One or more network protocols contained in the session description are not available.

301 Incompatible network address formats: One or more network address formats contained in the session description are not available.

302 Incompatible transport protocol: One or more transport protocols described in the session description are not available.

303 Incompatible bandwidth units: One or more bandwidth measurement units contained in the session description were not understood.

304 Media type not available: One or more media types contained in the session description are not available.

305 Incompatible media format: One or more media formats contained in the session description available.

306 Attribute not understood: One or more of the media attributes in the session description are not supported.

307 Session description parameter not understood: A parameter other than those listed above was not understood.

330 Multicast not available: The site where the user is located does not support multicast.

331 Unicast not available: The site where the user is located does not support unicast communication (usually due to the presence of a firewall).

370 Insufficient bandwidth: The bandwidth specified in the session description or defined by the media exceeds that known to be available.

399 Miscellaneous warning: The warning text can include arbitrary information to be presented to a human user, or logged. A system receiving this warning **MUST NOT** take any automated action.

1xx and 2xx have been taken by HTTP/1.1.

Additional "warn-code"s, as in the example below, can be defined through IANA.

Examples:

```
Warning: 307 isi.edu "Session parameter 'foo' not understood"  
Warning: 301 isi.edu "Incompatible network address type 'E.164'"
```

6.42 WWW-Authenticate

The WWW-Authenticate response-header field **MUST** be included in 401 (Unauthorized) response messages. The field value consists of at least one challenge that indicates the authentication scheme(s) and parameters applicable to the Request-URI. See [H14.46] and [31].

The content of the “realm” parameter **SHOULD** be displayed to the user. A user agent **SHOULD** cache the authorization credentials for a given value of the destination (To header) and “realm” and attempt to re-use these values on the next request for that destination.

In addition to the “basic” and “digest” authentication schemes defined in the specifications cited above, SIP defines a new scheme, PGP (RFC 2015, [32]), Section 14. Other schemes, such as S-MIME, are for further study.

7 Status Code Definitions

The response codes are consistent with, and extend, HTTP/1.1 response codes. Not all HTTP/1.1 response codes are appropriate, and only those that are appropriate are given here. Other HTTP/1.1 response codes **SHOULD NOT** be used. Response codes not defined by HTTP/1.1 have codes x80 upwards to avoid clashes with future HTTP response codes. Also, SIP defines a new class, 6xx. The default behavior for unknown response codes is given for each category of codes.

7.1 Informational 1xx

Informational responses indicate that the server or proxy contacted is performing some further action and does not yet have a definitive response. The client **SHOULD** wait for a further response from the server, and the server **SHOULD** send such a response without further prompting. A server **SHOULD** send a 1xx response if it expects to take more than 200 ms to obtain a final response. A server **MAY** issue zero or more 1xx responses, with no restriction on their ordering or uniqueness. Note that 1xx responses are not transmitted reliably, that is, they do not cause the client to send an **ACK**. Servers are free to retransmit informational responses and clients can inquire about the current state of call processing by re-sending the request.

7.1.1 100 Trying

Some unspecified action is being taken on behalf of this call (e.g., a database is being consulted), but the user has not yet been located.

7.1.2 180 Ringing

The called user agent has located a possible location where the user has registered recently and is trying to alert the user.

7.1.3 181 Call Is Being Forwarded

A proxy server **MAY** use this status code to indicate that the call is being forwarded to a different set of destinations. The new destinations are listed in **Contact** headers. Proxies **SHOULD** be configurable not to reveal this information.

7.1.4 182 Queued

The called party is temporarily unavailable, but the callee has decided to queue the call rather than reject it. When the callee becomes available, it will return the appropriate final status response. The reason phrase MAY give further details about the status of the call, e.g., "5 calls queued; expected waiting time is 15 minutes". The server MAY issue several 182 responses to update the caller about the status of the queued call.

7.2 Successful 2xx

The request was successful and MUST terminate a search.

7.2.1 200 OK

The request has succeeded. The information returned with the response depends on the method used in the request, for example:

BYE: The call has been terminated. The message body is empty.

CANCEL: The search has been cancelled. The message body is empty.

INVITE: The callee has agreed to participate; the message body indicates the callee's capabilities.

OPTIONS: The callee has agreed to share its capabilities, included in the message body.

REGISTER: The registration has succeeded. The client treats the message body according to its Content-Type.

7.3 Redirection 3xx

3xx responses give information about the user's new location, or about alternative services that might be able to satisfy the call. They SHOULD terminate an existing search, and MAY cause the initiator to begin a new search if appropriate.

Any redirection (3xx) response MUST NOT suggest any of the addresses in the Via (Section 6.40) path of the request in the Contact header field. (Addresses match if their host and port number match.)

To avoid forwarding loops, a user agent client or proxy MUST check whether the address returned by a redirect server equals an address tried earlier.

7.3.1 300 Multiple Choices

The address in the request resolved to several choices, each with its own specific location, and the user (or user agent) can select a preferred communication end point and redirect its request to that location.

The response SHOULD include an entity containing a list of resource characteristics and location(s) from which the user or user agent can choose the one most appropriate, if allowed by the Accept request header. The entity format is specified by the media type given in the Content-Type header field. The choices SHOULD also be listed as Contact fields (Section 6.13). Unlike HTTP, the SIP response MAY contain several Contact fields or a list of addresses in a Contact field. User agents MAY use the Contact header field value for automatic redirection or MAY ask the user to confirm a choice. However, this specification does not define any standard for such automatic selection.

This status response is appropriate if the callee can be reached at several different locations and the server cannot or prefers not to proxy the request.

7.3.2 301 Moved Permanently

The user can no longer be found at the address in the **Request-URI** and the requesting client **SHOULD** retry at the new address given by the **Contact** header field (Section 6.13). The caller **SHOULD** update any local directories, address books and user location caches with this new value and redirect future requests to the address(es) listed.

7.3.3 302 Moved Temporarily

The requesting client **SHOULD** retry the request at the new address(es) given by the **Contact** header field (Section 6.13). The duration of the redirection can be indicated through an **Expires** (Section 6.20) header.

7.3.4 380 Alternative Service

The call was not successful, but alternative services are possible. The alternative services are described in the message body of the response. Formats for such bodies are not defined here, and may be the subject of future standardization.

7.4 Request Failure 4xx

4xx responses are definite failure responses from a particular server. The client **SHOULD NOT** retry the same request without modification (e.g., adding appropriate authorization). However, the same request to a different server might be successful.

7.4.1 400 Bad Request

The request could not be understood due to malformed syntax.

7.4.2 401 Unauthorized

The request requires user authentication.

7.4.3 402 Payment Required

Reserved for future use.

7.4.4 403 Forbidden

The server understood the request, but is refusing to fulfill it. Authorization will not help, and the request **SHOULD NOT** be repeated.

7.4.5 404 Not Found

The server has definitive information that the user does not exist at the domain specified in the Request-URI. This status is also returned if the domain in the Request-URI does not match any of the domains handled by the recipient of the request.

7.4.6 405 Method Not Allowed

The method specified in the Request-Line is not allowed for the address identified by the Request-URI. The response **MUST** include an Allow header field containing a list of valid methods for the indicated address.

7.4.7 406 Not Acceptable

The resource identified by the request is only capable of generating response entities which have content characteristics not acceptable according to the accept headers sent in the request.

7.4.8 407 Proxy Authentication Required

This code is similar to 401 (Unauthorized), but indicates that the client **MUST** first authenticate itself with the proxy. The proxy **MUST** return a Proxy-Authenticate header field (section 6.26) containing a challenge applicable to the proxy for the requested resource. The client **MAY** repeat the request with a suitable Proxy-Authorization header field (section 6.27). SIP access authentication is explained in section 13.2 and [H11].

This status code is used for applications where access to the communication channel (e.g., a telephony gateway) rather than the callee herself requires authentication.

7.4.9 408 Request Timeout

The server could not produce a response, e.g., a user location, within the time indicated in the Expires request-header field. The client **MAY** repeat the request without modifications at any later time.

7.4.10 409 Conflict

The request could not be completed due to a conflict with the current state of the resource. This response is returned if the action parameter in a REGISTER request conflicts with existing registrations.

7.4.11 410 Gone

The requested resource is no longer available at the server and no forwarding address is known. This condition is expected to be considered permanent. If the server does not know, or has no facility to determine, whether or not the condition is permanent, the status code 404 (Not Found) **SHOULD** be used instead.

7.4.12 411 Length Required

The server refuses to accept the request without a defined Content-Length. The client **MAY** repeat the request if it adds a valid Content-Length header field containing the length of the message-body in the request message.

7.4.13 413 Request Entity Too Large

The server is refusing to process a request because the request entity is larger than the server is willing or able to process. The server *MAY* close the connection to prevent the client from continuing the request.

If the condition is temporary, the server *SHOULD* include a *Retry-After* header field to indicate that it is temporary and after what time the client *MAY* try again.

7.4.14 414 Request-URI Too Long

The server is refusing to service the request because the Request-URI is longer than the server is willing to interpret.

7.4.15 415 Unsupported Media Type

The server is refusing to service the request because the message body of the request is in a format not supported by the requested resource for the requested method.

The server *SHOULD* return a list of acceptable formats using the *Accept*, *Accept-Encoding* and *Accept-Language* header fields.

7.4.16 420 Bad Extension

The server did not understand the protocol extension specified in a *Require* (Section 6.30) header field.

7.4.17 480 Temporarily Unavailable

The callee's end system was contacted successfully but the callee is currently unavailable (e.g., not logged in or logged in in such a manner as to preclude communication with the callee). The response *MAY* indicate a better time to call in the *Retry-After* header. The user could also be available elsewhere (unknownst to this host), thus, this response does not terminate any searches. The reason phrase *SHOULD* indicate a more precise cause as to why the callee is unavailable. This value *SHOULD* be settable by the user agent. Status 486 (Busy Here) *MAY* be used to more precisely indicate a particular reason for the call failure.

7.4.18 481 Call Leg/Transaction Does Not Exist

This status is returned under two conditions: The server received a *BYE* request that does not match any existing call leg or the server received a *CANCEL* request that does not match any existing transaction. (A server simply discards an *ACK* referring to an unknown transaction.)

7.4.19 482 Loop Detected

The server received a request with a *Via* (Section 6.40) path containing itself.

7.4.20 483 Too Many Hops

The server received a request that contains more *Via* entries (hops) (Section 6.40) than allowed by the *Max-Forwards* (Section 6.23) header field.

7.4.21 484 Address Incomplete

The server received a request with a To (Section 6.37) address or Request-URI that was incomplete. Additional information SHOULD be provided.

This status code allows overlapped dialing. With overlapped dialing, the client does not know the length of the dialing string. It sends strings of increasing lengths, prompting the user for more input, until it no longer receives a 484 status response.

7.4.22 485 Ambiguous

The callee address provided in the request was ambiguous. The response MAY contain a listing of possible unambiguous addresses in Contact headers.

Revealing alternatives can infringe on privacy concerns of the user or the organization. It MUST be possible to configure a server to respond with status 404 (Not Found) or to suppress the listing of possible choices if the request address was ambiguous.

Example response to a request with the URL `lee@example.com`:

```
485 Ambiguous SIP/2.0
Contact: Carol Lee <sip:carol.lee@example.com>
Contact: Ping Lee <sip:p.lee@example.com>
Contact: Lee M. Foote <sip:lee.foote@example.com>
```

Some email and voice mail systems provide this functionality. A status code separate from 3xx is used since the semantics are different: for 300, it is assumed that the same person or service will be reached by the choices provided. While an automated choice or sequential search makes sense for a 3xx response, user intervention is required for a 485 response.

7.4.23 486 Busy Here

The callee's end system was contacted successfully but the callee is currently not willing or able to take additional calls. The response MAY indicate a better time to call in the Retry-After header. The user could also be available elsewhere, such as through a voice mail service, thus, this response does not terminate any searches. Status 600 (Busy Everywhere) SHOULD be used if the client knows that no other end system will be able to accept this call.

7.5 Server Failure 5xx

5xx responses are failure responses given when a server itself has erred. They are not definitive failures, and MUST NOT terminate a search if other possible locations remain untried.

7.5.1 500 Server Internal Error

The server encountered an unexpected condition that prevented it from fulfilling the request. The client MAY display the specific error condition, and MAY retry the request after several seconds.

7.5.2 501 Not Implemented

The server does not support the functionality required to fulfill the request. This is the appropriate response when the server does not recognize the request method and is not capable of supporting it for any user.

7.5.3 502 Bad Gateway

The server, while acting as a gateway or proxy, received an invalid response from the downstream server it accessed in attempting to fulfill the request.

7.5.4 503 Service Unavailable

The server is currently unable to handle the request due to a temporary overloading or maintenance of the server. The implication is that this is a temporary condition which will be alleviated after some delay. If known, the length of the delay MAY be indicated in a **Retry-After** header. If no **Retry-After** is given, the client MUST handle the response as it would for a 500 response.

Note: The existence of the 503 status code does not imply that a server has to use it when becoming overloaded. Some servers MAY wish to simply refuse the connection.

7.5.5 504 Gateway Timeout

The server, while acting as a gateway, did not receive a timely response from the server (e.g., a location server) it accessed in attempting to complete the request.

7.5.6 505 Version Not Supported

The server does not support, or refuses to support, the SIP protocol version that was used in the request message. The server is indicating that it is unable or unwilling to complete the request using the same major version as the client, other than with this error message. The response MAY contain an entity describing why that version is not supported and what other protocols are supported by that server. The format for such an entity is not defined here and may be the subject of future standardization.

7.6 Global Failures 6xx

6xx responses indicate that a server has definitive information about a particular user, not just the particular instance indicated in the **Request-URI**. All further searches for this user are doomed to failure and pending searches SHOULD be terminated.

7.6.1 600 Busy Everywhere

The callee's end system was contacted successfully but the callee is busy and does not wish to take the call at this time. The response MAY indicate a better time to call in the **Retry-After** header. If the callee does not wish to reveal the reason for declining the call, the callee uses status code 603 (Decline) instead. This status response is returned only if the client knows that no other end point (such as a voice mail system) will answer the request. Otherwise, 486 (Busy Here) should be returned.

7.6.2 603 Decline

The callee's machine was successfully contacted but the user explicitly does not wish to or cannot participate. The response MAY indicate a better time to call in the **Retry-After** header.

7.6.3 604 Does Not Exist Anywhere

The server has authoritative information that the user indicated in the **To** request field does not exist anywhere. Searching for the user elsewhere will not yield any results.

7.6.4 606 Not Acceptable

The user's agent was contacted successfully but some aspects of the session description such as the requested media, bandwidth, or addressing style were not acceptable.

A 606 (Not Acceptable) response means that the user wishes to communicate, but cannot adequately support the session described. The 606 (Not Acceptable) response MAY contain a list of reasons in a **Warning** header field describing why the session described cannot be supported. Reasons are listed in Section 6.41. It is hoped that negotiation will not frequently be needed, and when a new user is being invited to join an already existing conference, negotiation may not be possible. It is up to the invitation initiator to decide whether or not to act on a 606 (Not Acceptable) response.

8 SIP Message Body

8.1 Body Inclusion

Requests MAY contain message bodies unless otherwise noted. Within this specification, the **BYE** request MUST NOT contain a message body. For **ACK**, **INVITE** and **OPTIONS**, the message body is always a session description. The use of message bodies for **REGISTER** requests is for further study.

For response messages, the request method and the response status code determine the type and interpretation of any message body. All responses MAY include a body. Message bodies for 1xx responses contain advisory information about the progress of the request. 2xx responses to **INVITE** requests contain session descriptions. In 3xx responses, the message body MAY contain the description of alternative destinations or services, as described in Section 7.3. For responses with status 400 or greater, the message body MAY contain additional, human-readable information about the reasons for failure. It is RECOMMENDED that information in 1xx and 300 and greater responses be of type `text/plain` or `text/html`.

8.2 Message Body Type

The Internet media type of the message body MUST be given by the **Content-Type** header field. If the body has undergone any encoding (such as compression) then this MUST be indicated by the **Content-Encoding** header field, otherwise **Content-Encoding** MUST be omitted. If applicable, the character set of the message body is indicated as part of the **Content-Type** header-field value.

8.3 Message Body Length

The body length in bytes SHOULD be given by the **Content-Length** header field. Section 6.15 describes the behavior in detail.

The “chunked” transfer encoding of HTTP/1.1 MUST NOT be used for SIP. (Note: The chunked encoding modifies the body of a message in order to transfer it as a series of chunks, each with its own size indicator.)

9 Compact Form

When SIP is carried over UDP with authentication and a complex session description, it may be possible that the size of a request or response is larger than the MTU. To address this problem, a more compact form of SIP is also defined by using abbreviations for the common header fields listed below:

short field name	long field name	note
c	Content-Type	
e	Content-Encoding	
f	From	
i	Call-ID	
m	Contact	from “moved”
l	Content-Length	
s	Subject	
t	To	
v	Via	

Thus, the message in section 15.2 could also be written:

```
INVITE sip:schooler@vlsi.caltech.edu SIP/2.0
v:SIP/2.0/UDP 131.215.131.131;maddr=239.128.16.254;ttd=16
v:SIP/2.0/UDP 128.16.64.19
f:sip:mjh@isi.edu
t:sip:schooler@cs.caltech.edu
i:62729-27@128.16.64.19
c:application/sdp
CSeq: 4711 INVITE
l:187
```

```
v=0
o=user1 53655765 2353687637 IN IP4 128.3.4.5
s=Mbone Audio
i=Discussion of Mbone Engineering Issues
e=mbone@somewhere.com
c=IN IP4 224.2.0.1/127
t=0 0
m=audio 3456 RTP/AVP 0
```

Clients MAY mix short field names and long field names within the same request. Servers MUST accept both short and long field names for requests. Proxies MAY change header fields between their long and short forms, but this MUST NOT be done to fields following an Authorization header.

10 Behavior of SIP Clients and Servers

10.1 General Remarks

SIP is defined so it can use either UDP (unicast or multicast) or TCP as a transport protocol; it provides its own reliability mechanism.

10.1.1 Requests

Servers discard isomorphic requests, but first retransmit the appropriate response. (SIP requests are said to be *idempotent*, i.e., receiving more than one copy of a request does not change the server state.)

After receiving a CANCEL request from an upstream client, a stateful proxy server MAY send a CANCEL on all branches where it has not yet received a final response.

When a user agent receives a request, it checks the Call-ID against those of in-progress calls. If the Call-ID was found, it compares the tag value of To with the user's tag and rejects the request if the two do not match. If the From header, including any tag value, matches the value for an existing call leg, the server compares the CSeq header field value. If less than or equal to the current sequence number, the request is a retransmission. Otherwise, it is a new request. If the From header does not match an existing call leg, a new call leg is created.

If the Call-ID was not found, a new call leg is created, with entries for the To, From and Call-ID headers. In this case, the To header field should not have contained a tag. The server returns a response containing the same To value, but with a unique tag added. The tag MAY be omitted if the To refers to a fully qualified host name.

10.1.2 Responses

A server MAY issue one or more provisional responses at any time before sending a final response. If a stateful proxy, user agent server, redirect server or registrar cannot respond to a request with a final response within 200 ms, it MUST issue a provisional (1xx) response as soon as possible. Stateless proxies MUST NOT issue provisional responses on their own.

Responses are mapped to requests by the matching To, From, Call-ID, CSeq headers and the branch parameter of the first Via header. Responses terminate request retransmissions even if they have Via headers that cause them to be delivered to an upstream client.

A stateful proxy may receive a response that it does not have state for, that is, where it has no a record of an associated request. If the Via header field indicates that the upstream server used TCP, the proxy actively opens a TCP connection to that address. Thus, proxies have to be prepared to receive responses on the incoming side of passive TCP connections, even though most responses will arrive on the incoming side of an active connection. (An active connection is a TCP connection initiated by the proxy, a passive connection is one accepted by the proxy, but initiated by another entity.)

100 responses SHOULD NOT be forwarded, other 1xx responses MAY be forwarded, possibly after the server eliminates responses with status codes that had already been sent earlier. 2xx responses are forwarded

according to the *Via* header. Once a stateful proxy has received a 2xx response, it **MUST NOT** forward non-2xx final responses. Responses with status 300 and higher are retransmitted by each stateful proxy until the next upstream proxy sends an **ACK** (see below for timing details) or **CANCEL**.

A stateful proxy **SHOULD** maintain state for at least 32 seconds after the receipt of the first definitive non-200 response, in order to handle retransmissions of the response.

The 32 second window is given by the maximum retransmission duration of 200-class responses using the default timers, in case the **ACK** is lost somewhere on the way to the called user agent or the next stateful proxy.

10.2 Source Addresses, Destination Addresses and Connections

10.2.1 Unicast UDP

Responses are returned to the address listed in the *Via* header field (Section 6.40), *not* the source address of the request.

Recall that responses are not generated by the next-hop stateless server, but generated by either a proxy server or the user agent server. Thus, the stateless proxy can only use the *Via* header field to forward the response.

10.2.2 Multicast UDP

Requests **MAY** be multicast; multicast requests likely feature a host-independent *Request-URI*. This request **SHOULD** be scoped to ensure it is not forwarded beyond the boundaries of the administrative system. This **MAY** be done with either TTL or administrative scopes[27], depending on what is implemented in the network. However, use of administrative scoping is **RECOMMENDED**.

A client receiving a multicast query does not have to check whether the *host* part of the *Request-URI* matches its own host or domain name. If the request was received via multicast, the response is also returned via multicast. Responses to multicast requests are multicast with the same TTL as the request, where the TTL is derived from the *ttl* parameter in the *Via* header (Section 6.40).

To avoid response implosion, servers **MUST NOT** answer multicast requests with a status code other than 2xx or 6xx. The server delays its response by a random interval uniformly distributed between zero and one second. Servers **MAY** suppress responses if they hear a lower-numbered or 6xx response from another group member prior to sending. Servers do not respond to **CANCEL** requests received via multicast to avoid request implosion. A proxy or UAC **SHOULD** send a **CANCEL** on receiving the first 2xx or 6xx response to a multicast request.

Server response suppression is a **MAY** since it requires a server to violate some basic message processing rules. Lets say A sends a multicast request, and it is received by B,C, and D. B sends a 200 response. The topmost *Via* field in the response will contain the address of A. C will also receive this response, and could use it to suppress its own response. However, C would normally not examine this response, as the topmost *Via* is not its own. Normally, a response received with an incorrect topmost *Via* **MUST** be dropped, but not in this case. To distinguish this packet from a misrouted or multicast looped packet is fairly complex, and for this reason the procedure is a **MAY**. The **CANCEL**, instead, provides a simpler and more standard way to perform response suppression. It is for this reason that the use of **CANCEL** here is a **SHOULD**

10.3 TCP

A single TCP connection can serve one or more SIP transactions. A transaction contains zero or more provisional responses followed by one or more final responses. (Typically, transactions contain exactly one final response, but there are exceptional circumstances, where, for example, multiple 200 responses can be generated.)

The client SHOULD keep the connection open at least until the first final response arrives. If the client closes or resets the TCP connection prior to receiving the first final response, the server treats this action as equivalent to a CANCEL request.

This behavior makes it less likely that malfunctioning clients cause a proxy server to keep connection state indefinitely.

The server SHOULD NOT close the TCP connection until it has sent its final response, at which point it MAY close the TCP connection if it wishes to. However, normally it is the client's responsibility to close the connection.

If the server leaves the connection open, and if the client so desires it MAY re-use the connection for further SIP requests or for requests from the same family of protocols (such as HTTP or stream control commands).

If a server needs to return a response to a client and no longer has a connection open to that client, it MAY open a connection to the address listed in the Via header. Thus, a proxy or user agent MUST be prepared to receive both requests and responses on a "passive" connection.

10.4 Reliability for BYE, CANCEL, OPTIONS, REGISTER Requests

10.4.1 UDP

A SIP client *using* UDP SHOULD retransmit a BYE, CANCEL, OPTIONS, or REGISTER request with an exponential backoff, starting at a $T1$ second interval, doubling the interval for each packet, and capping off at a $T2$ second interval. This means that after the first packet is sent, the second is sent $T1$ seconds later, the next $2 * T1$ seconds after that, the next $4 * T1$ seconds after that, and so on, until the interval hits $T2$. Subsequent retransmissions are spaced by $T2$ seconds. If the client receives a provisional response, it continues to retransmit the request, but with an interval of $T2$ seconds. Retransmissions cease when the client has sent a total of eleven packets, or receives a definitive response. Default values for $T1$ and $T2$ are 500ms and 4s, respectively. Clients MAY use larger values, but SHOULD NOT use smaller ones. After the server sends a final response, it cannot be sure the client has received the response, and thus SHOULD cache the results for at least $10 * T2$ seconds to avoid having to, for example, contact the user or location server again upon receiving a retransmission.

Use of the exponential backoff is for congestion control purposes. However, the back-off must cap off, since request retransmissions are used to trigger response retransmissions at the server. Without a cap, the loss of a single response could significantly increase transaction latencies.

The value of the initial retransmission timer is smaller than that that for TCP since it is expected that network paths suitable for interactive communications have round-trip times smaller than 500ms. For congestion control purposes, the retransmission count has to be bounded. Given that most transactions are expected to consist of one request and a few responses, round-trip time estimation is not likely to be very useful. If RTT estimation is desired to more quickly discover a missing final response, each request retransmission needs to be labeled with its own Timestamp (Section 6.36), returned in the response. The server caches the result until it can be sure that the client will not retransmit the same request again.

Each server in a proxy chain generates its own final response to a CANCEL request. The server responds immediately upon receipt of the CANCEL request rather than waiting until it has received final responses from the CANCEL requests it generates.

BYE and OPTIONS final responses are generated by redirect and user agent servers; REGISTER final responses are generated by registrars. Note that in contrast to the reliability mechanism described in Section 10.5, responses to these requests are *not* retransmitted periodically and *not* acknowledged via ACK.

10.4.2 TCP

Clients using TCP do *not* need to retransmit requests.

10.5 Reliability for INVITE Requests

Special considerations apply for the INVITE method.

1. After receiving an invitation, considerable time can elapse before the server can determine the outcome. For example, if the called party is “rung” or extensive searches are performed, delays between the request and a definitive response can reach several tens of seconds. If either caller or callee are automated servers not directly controlled by a human being, a call attempt could be unbounded in time.
2. If a telephony user interface is modeled or if we need to interface to the PSTN, the caller’s user interface will provide “ringback”, a signal that the callee is being alerted. (The status response 180 (Ringing) *MAY* be used to initiate ringback.) Once the callee picks up, the caller needs to know so that it can enable the voice path and stop ringback. The callee’s response to the invitation could get lost. Unless the response is transmitted reliably, the caller will continue to hear ringback while the callee assumes that the call exists.
3. The client has to be able to terminate an on-going request, e.g., because it is no longer willing to wait for the connection or search to succeed. The server will have to wait several retransmission intervals to interpret the lack of request retransmissions as the end of a call. If the call succeeds shortly after the caller has given up, the callee will “pick up the phone” and not be “connected”.

10.5.1 UDP

For UDP, A SIP client *SHOULD* retransmit a SIP INVITE request with an interval that starts at $T1$ seconds, and doubles after each packet transmission. The client ceases retransmissions if it receives a provisional or definitive response, or once it has sent a total of 7 request packets.

A server which transmits a provisional response should retransmit it upon reception of a duplicate request. A server which transmits a final response should retransmit it with an interval that starts at $T1$ seconds, and doubles for each subsequent packet. Retransmissions cease when any one of the following occurs:

1. An ACK request for the same transaction is received;
2. a BYE request for the same call leg is received;
3. a CANCEL request for the same call leg is received **and** the final response status was equal or greater to 300;
4. the response has been transmitted 7 times.

Only the user agent client generates an ACK for 2xx final responses, If the response contained a **Contact** header field, the ACK *MAY* be sent to the address listed in that **Contact** header field. If the response did not contain a **Contact** header, the client uses the same **To** header field and **Request-URI** as for the INVITE

request and sends the ACK to the same destination as the original INVITE request. ACKs for final responses other than 2xx are sent to the same server that the original request was sent to, using the same Request-URI as the original request. Note, however, that the To header field in the ACK is copied from the response being acknowledged, not the request, and thus MAY additionally contain the tag parameter. Also note that unlike 2xx final responses, a proxy generates an ACK for non-2xx final responses.

The ACK request MUST NOT be acknowledged to prevent a response-ACK feedback loop. Fig. 11 and 12 show the client and server state diagram for invitations.

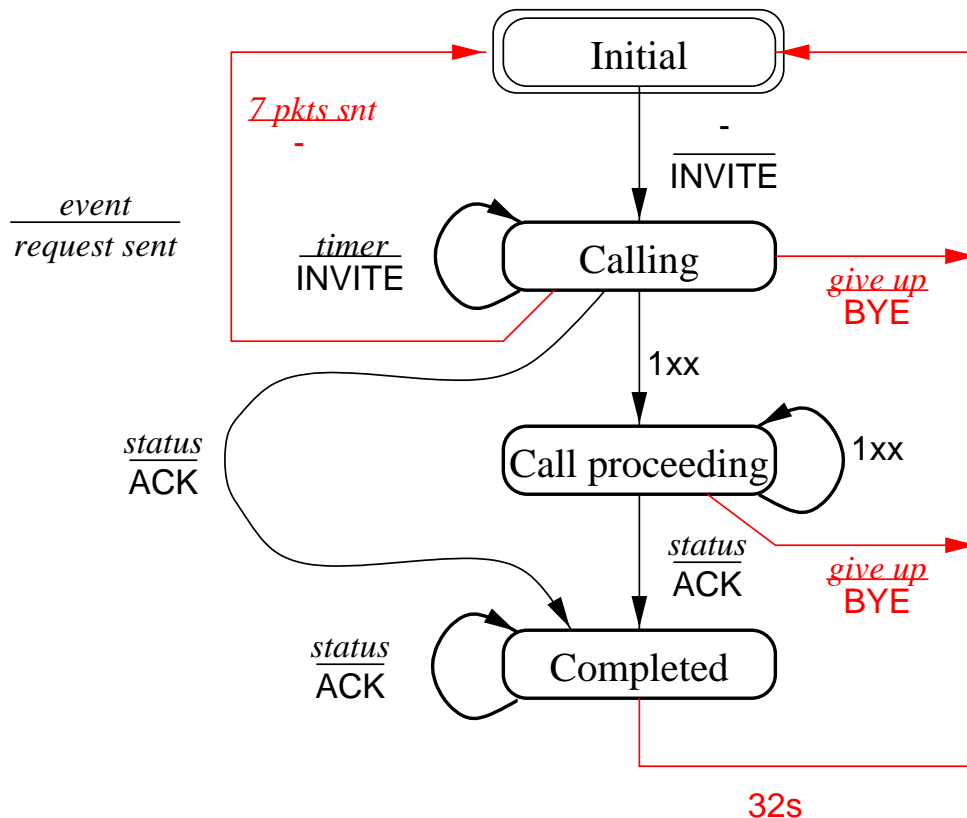


Figure 11: State transition diagram of client for INVITE method

The mechanism in Sec. 10.4 would not work well for INVITE because of the long delays between INVITE and a final response. If the 200 response were to get lost, the callee would believe the call to exist, but the voice path would be dead since the caller does not know that the callee has picked up. Thus, the INVITE retransmission interval would have to be on the order of a second or two to limit the duration of this state confusion. Retransmitting the response with an exponential back-off helps ensure that the response is received, without placing an undue burden on the network.

10.5.2 TCP

A client using TCP MUST NOT retransmit requests, but uses the same algorithm as for UDP (Section 10.5.1) to retransmit responses until it receives an ACK.

It is necessary to retransmit 2xx responses as their reliability is assured end-to-end only. If the chain of proxies has a UDP link in the middle, it could lose the response, with no possibility of recovery. For simplicity, we also

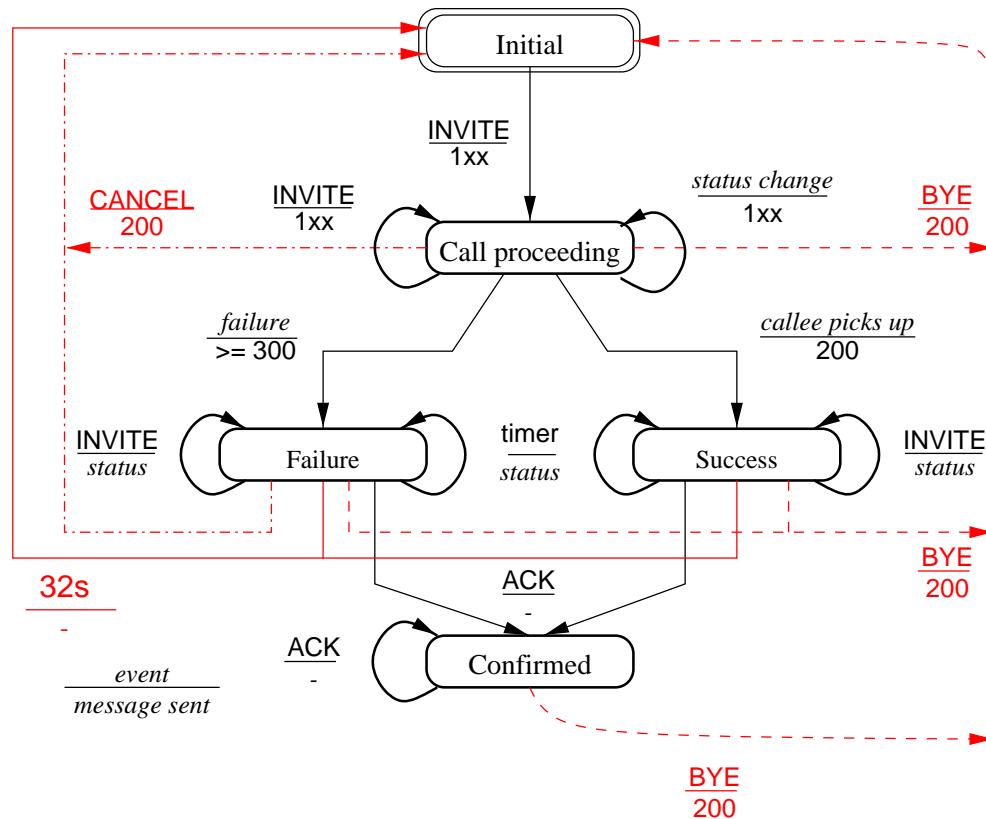


Figure 12: State transition diagram of server for INVITE method

retransmit non-2xx responses, although that is not strictly necessary.

10.6 Reliability for ACK Requests

The ACK request does not generate responses. It is only generated when a response to an INVITE request arrives (see Section 10.5). This behavior is independent of the transport protocol. Note that the ACK request MAY take a different path than the original INVITE request, and MAY even cause a new TCP connection to be opened in order to send it.

10.7 ICMP Handling

Handling of ICMP messages in the case of UDP messages is straightforward. For requests, a host, network, port, or protocol unreachable error SHOULD be treated as if a 400-class response was received. For responses, these errors SHOULD cause the server to cease retransmitting the response.

Source quench ICMP messages SHOULD be ignored. TTL exceeded errors SHOULD be ignored. Parameter problem errors SHOULD be treated as if a 400-class response was received.

11 Behavior of SIP User Agents

This section describes the rules for user agent client and servers for generating and processing requests and responses.

11.1 Caller Issues Initial INVITE Request

When a user agent client desires to initiate a call, it formulates an INVITE request. The **To** field in the request contains the address of the callee. The **Request-URI** contains the same address. The **From** field contains the address of the caller. If the **From** address can appear in requests generated by other user agent clients for the same call, the caller **MUST** insert the **tag** parameter in the **From** field. A UAC **MAY** optionally add a **Contact** header containing an address where it would like to be contacted for transactions from the callee back to the caller.

11.2 Callee Issues Response

When the initial INVITE request is received at the callee, the callee can accept, redirect, or reject the call. In all of these cases, it formulates a response. The response **MUST** copy the **To**, **From**, **Call-ID**, **CSeq** and **Via** fields from the request. Additionally, the responding UAS **MUST** add the **tag** parameter to the **To** field in the response if the **To** field in the request was not the fully-qualified hostname of the UAS. Since a request from a UAC may fork and arrive at multiple hosts, the **tag** parameter serves to distinguish, at the UAC, multiple responses from different UAS's. The UAS **MAY** add a **Contact** header field in the response. It contains an address where the callee would like to be contacted for subsequent transactions, including the **ACK** for the current INVITE. The UAS stores the values of the **To** and **From** field, including any tags. These become the local and remote addresses of the call leg, respectively.

11.3 Caller Receives Response to Initial Request

Multiple responses may arrive at the UAC for a single INVITE request, due to a forking proxy. Each response is distinguished by the “**tag**” parameter in the **To** header field, and each represents a distinct call leg. The caller **MAY** choose to acknowledge or terminate the call with each responding UAS. To acknowledge, it sends an **ACK** request, and to terminate it sends a **BYE** request. The **To** header field in the **ACK** or **BYE** **MUST** be the same as the **To** field in the 200 response, including any **tag**. The **From** header field **MUST** be the same as the **From** header field in the 200 (OK) response, including any **tag**. The **Request-URI** of the **ACK** or **BYE** request **MAY** be set to whatever address was found in the **Contact** header field in the 200 (OK) response, if present. Alternately, a UAC may copy the address from the **To** header field into the **Request-URI**. The UAC also notes the value of the **To** and **From** header fields in each response. For each call leg, the **To** header field becomes the remote address, and the **From** header field becomes the local address.

11.4 Caller or Callee Generate Subsequent Requests

Once the call has been established, either the caller or callee **MAY** generate INVITE or BYE requests to change or terminate the call. Regardless of whether the caller or callee is generating the new request, the header fields in the request are set as follows. For the desired call leg, the **To** header field is set to the remote address, and the **From** header field is set to the local address (both including any tags). The **Contact** header

field MAY be different than the **Contact** header field sent in a previous response or request. The **Request-URI** MAY be set to the value of the **Contact** header field received in a previous request or response from the remote party, or to the value of the remote address.

11.5 Receiving Subsequent Requests

When a request is received subsequently, the following checks are made:

1. If the **Call-ID** is new, the request is for a new call, regardless of the values of the **To** and **From** header fields.
2. If the **Call-ID** exists, the request is for an existing call. If the **To**, **From**, **Call-ID**, and **CSeq** values exactly match (including tags) those of any requests received previously, the request is a retransmission.
3. If there was no match to the previous step, the **To** and **From** fields are compared against existing call leg local and remote addresses. If there is a match, and the **CSeq** in the request is higher than the last **CSeq** received on that leg, the request is a new transaction for an existing call leg.

12 Behavior of SIP Proxy and Redirect Servers

This section describes behavior of SIP redirect and proxy servers in detail. Proxy servers can “fork” connections, i.e., a single incoming request spawns several outgoing (client) requests.

12.1 Redirect Server

A redirect server does not issue any SIP requests of its own. After receiving a request other than **CANCEL**, the server gathers the list of alternative locations and returns a final response of class 3xx or it refuses the request. For well-formed **CANCEL** requests, it SHOULD return a 2xx response. This response ends the SIP transaction. The redirect server maintains transaction state for the whole SIP transaction. It is up to the client to detect forwarding loops between redirect servers.

12.2 User Agent Server

User agent servers behave similarly to redirect servers, except that they also accept requests and can return a response of class 2xx.

12.3 Proxy Server

This section outlines processing rules for proxy servers. A proxy server can either be stateful or stateless. When stateful, a proxy remembers the incoming request which generated outgoing requests, and the outgoing requests. A stateless proxy forgets all information once an outgoing request is generated. A forking proxy SHOULD be stateful. Proxies that accept TCP connections MUST be stateful.

Otherwise, if the proxy were to lose a request, the TCP client would never retransmit it.

A stateful proxy SHOULD NOT become stateless until after it sends a definitive response upstream, at least 32 seconds after it received a definitive response.

A stateful proxy acts as a virtual UAS/UAC. It implements the server state machine when receiving requests, and the client state machine for generating outgoing requests, with the exception of receiving a 2xx response to an INVITE. Instead of generating an ACK, the 2xx response is always forwarded upstream towards the caller. Furthermore, ACK's for 200 responses to INVITE's are always proxied downstream towards the UAS, as they would be for a stateless proxy.

A stateless proxy does not act as a virtual UAS/UAC (as this would require state). Rather, a stateless proxy forwards every request it receives downstream, and every response it receives upstream.

12.3.1 Proxying Requests

To prevent loops, a server **MUST** check if its own address is already contained in the *Via* header field of the incoming request.

The *To*, *From*, *Call-ID*, and *Contact* tags are copied exactly from the original request. The proxy **SHOULD** change the *Request-URI* to indicate the server where it intends to send the request.

A proxy server always inserts a *Via* header field containing its own address into those requests that are caused by an incoming request. Each proxy **MUST** insert a "branch" parameter (Section 6.40).

12.3.2 Proxying Responses

A proxy only processes a response if the topmost *Via* field matches one of its addresses. A response with a non-matching top *Via* field **MUST** be dropped.

12.3.3 Stateless Proxy: Proxying Responses

A stateless proxy removes its own *Via* field, and checks the address in the next *Via* field. In the case of UDP, the response is sent to the address listed in the "maddr" tag if present, otherwise to the "received" tag if present, and finally to the address in the "sent-by" field. A proxy **MUST** remain stateful when handling requests received via TCP.

A stateless proxy **MUST NOT** generate its own provisional responses.

12.3.4 Stateful Proxy: Receiving Requests

When a stateful proxy receives a request, it checks the *To*, *From* (including tags), *Call-ID* and *CSeq* against existing request records. If the tuple exists, the request is a retransmission. The provisional or final response sent previously is retransmitted, as per the server state machine. If the tuple does not exist, the request corresponds to a new transaction, and the request should be proxied.

A stateful proxy server **MAY** generate its own provisional (1xx) responses.

12.3.5 Stateful Proxy: Receiving ACKs

When an ACK request is received, it is either processed locally or proxied. To make this determination, the *To*, *From*, *CSeq* and *Call-ID* fields are compared against those in previous requests. If there is no match, the ACK request is proxied as if it were an INVITE request. If there is a match, and if the server had ever sent a 200 response upstream, the ACK is proxied. If the server had never sent any responses upstream, the ACK is also proxied. If the server had sent a 3xx, 4xx, 5xx or 6xx response, but no 2xx response, the ACK is processed locally if the tag in the *To* field of the ACK matches the tag sent by the proxy in the response.

12.3.6 Stateful Proxy: Receiving Responses

When a proxy server receives a response that has passed the *Via* checks, the proxy server checks the *To* (without the tag), *From* (including the tag), *Call-ID* and *CSeq* against values seen in previous requests. If there is no match, the response is forwarded upstream to the address listed in the *Via* field. If there is a match, the “branch” tag in the *Via* field is examined. If it matches a known branch identifier, the response is for the given branch, and processed by the virtual client for the given branch. Otherwise, the response is dropped.

A stateful proxy should obey the rules in Section 12.4 to determine if the response should be proxied upstream. If it is to be proxied, the same rules for stateless proxies above are followed, with the following addition for TCP. If a request was received via TCP (indicated by the protocol in the top *Via* header, the proxy checks to see if it has a connection currently open to that address. If so, the response is sent on that connection. Otherwise, a new TCP connection is opened to the address and port in the *Via* field, and the response is sent there. Note that this implies that a UAC or proxy **MUST** be prepared to receive responses on the incoming side of a TCP connection. Definitive non 200-class responses **MUST** be retransmitted by the proxy, even over a TCP connection.

12.3.7 Stateless, Non-Forking Proxy

Proxies in this category issue at most a single unicast request for each incoming SIP request, that is, they do not “fork” requests. However, servers *MAY* choose to always operate in a mode that allows issuing of several requests, as described in Section 12.4.

The server can forward the request and any responses. It does not have to maintain any state for the SIP transaction. Reliability is assured by the next redirect or stateful proxy server in the server chain.

A proxy server **SHOULD** cache the result of any address translations and the response to speed forwarding of retransmissions. After the cache entry has been expired, the server cannot tell whether an incoming request is actually a retransmission of an older request. The server will treat it as a new request and commence another search.

12.4 Forking Proxy

The server **MUST** respond to the request immediately with a 100 (Trying) response.

Successful responses to an *INVITE* request **SHOULD** contain a *Contact* header field so that the following *ACK* or *BYE* bypasses the proxy search mechanism. If the proxy requires future requests to be routed through it, it adds a *Record-Route* header to the request (Section 6.29).

The following C-code describes the behavior of a proxy server issuing several requests in response to an incoming *INVITE* request. The function `request(r, a, b)` sends a SIP request of type *r* to address *a*, with branch id *b*. `await_response()` waits until a response is received and returns the response. `close(a)` closes the TCP connection to client with address *a*. `response(r)` sends a response to the client. `ismulticast()` returns 1 if the location is a multicast address and zero otherwise. The variable `timeleft` indicates the amount of time left until the maximum response time has expired. The variable `recurse` indicates whether the server will recursively try addresses returned through a 3xx response. A server *MAY* decide to recursively try only certain addresses, e.g., those which are within the same domain as the proxy server. Thus, an initial multicast request can trigger additional unicast requests.

```
/* request type */
```

```
typedef enum {INVITE, ACK, BYE, OPTIONS, CANCEL, REGISTER} Method;

process_request(Method R, int N, address_t address[])
{
    struct {
        int branch;          /* branch id */
        int done;           /* has responded */
    } outgoing[];
    int done[];             /* address has responded */
    char *location[];      /* list of locations */
    int heard = 0;         /* number of sites heard from */
    int class;              /* class of status code */
    int timeleft = 120;    /* sample timeout value */
    int loc = 0;           /* number of locations */
    struct {                /* response */
        int status;         /* response: CANCEL=-1 */
        int locations;      /* number of redirect locations */
        char *location[];  /* redirect locations */
        address_t a;        /* address of respondent */
        int branch;         /* branch identifier */
    } r, best;             /* response, best response */
    int i;

    best.status = 1000;
    for (i = 0; i < N; i++) {
        request(R, address[i], i);
        outgoing[i].done = 0;
        outgoing[i].branch = i;
    }

    while (timeleft > 0 && heard < N) {
        r = await_response();
        class = r.status / 100;

        /* If final response, mark branch as done. */
        if (class >= 2) {
            heard++;
            for (i = 0; i < N; i++) {
                if (r.branch == outgoing[i].branch) {
                    outgoing[i].done = 1;
                    break;
                }
            }
        }
    }
    /* CANCEL: respond, fork and wait for responses */
}
```



```
else if (class < 0) {
    best.status = 200;
    response(best);
    for (i = 0; i < N; i++) {
        if (!outgoing[i].done)
            request(CANCEL, address[i], outgoing[i].branch);
    }
    best.status = -1;
}

/* Send an ACK */

if (class != 2) {
    if (R == INVITE) request(ACK, r.a, r.branch);
}

if (class == 2) {
    if (r.status < best.status) best = r;
    break;
}
else if (class == 3) {
/* A server MAY optionally recurse.  The server MUST check
 * whether it has tried this location before and whether the
 * location is part of the Via path of the incoming request.
 * This check is omitted here for brevity.  Multicast locations
 * MUST NOT be returned to the client if the server is not
 * recursing.
 */
    if (recurse) {
        multicast = 0;
        N += r.locations;
        for (i = 0; i < r.locations; i++) {
            request(R, r.location[i]);
        }
    } else if (!ismulticast(r.location)) {
        best = r;
    }
}
else if (class == 4) {
    if (best.status >= 400) best = r;
}
else if (class == 5) {
    if (best.status >= 500) best = r;
}
```

```
    else if (class == 6) {
        best = r;
        break;
    }
}

/* We haven't heard anything useful from anybody. */
if (best.status == 1000) {
    best.status = 404;
}
if (best.status/100 != 3) loc = 0;
response(best);
}
```

Responses are processed as follows. The process completes (and state can be freed) when all requests have been answered by final status responses (for unicast) or 60 seconds have elapsed (for multicast). A proxy MAY send a CANCEL to all branches and return a 408 (Timeout) to the client after 60 seconds or more.

1xx: The proxy MAY forward the response upstream towards the client.

2xx: The proxy MUST forward the response upstream towards the client, without sending an ACK downstream. After receiving a 2xx, the server MAY terminate all other pending requests by sending a CANCEL request and closing the TCP connection, if applicable. (Terminating pending requests is advisable as searches consume resources. Also, INVITE requests could “ring” on a number of workstations if the callee is currently logged in more than once.)

3xx: The proxy MUST send an ACK and MAY recurse on the listed Contact addresses. Otherwise, the lowest-numbered response is returned if there were no 2xx responses.

Location lists are not merged as that would prevent forwarding of authenticated responses. Also, responses can have message bodies, so that merging is not feasible.

4xx, 5xx: The proxy MUST send an ACK and remember the response if it has a lower status code than any previous 4xx and 5xx responses. On completion, the lowest-numbered response is returned if there were no 2xx or 3xx responses.

6xx: The proxy MUST forward the response to the client and send an ACK. Other pending requests MAY be terminated with CANCEL as described for 2xx responses.

A proxy server forwards any response for Call-IDs for which it does not have a pending transaction according to the response's Via header. User agent servers respond to BYE requests for unknown call legs with status code 481 (Transaction Does Not Exist); they drop ACK requests with unknown call legs silently.

Special considerations apply for choosing forwarding destinations for ACK and BYE requests. In most cases, these requests will bypass proxies and reach the desired party directly, keeping proxies from having to make forwarding decisions.

A proxy MAY maintain call state for a period of its choosing. If a proxy still has list of destinations that it forwarded the last INVITE to, it SHOULD direct ACK requests only to those downstream servers.

13 Security Considerations

13.1 Confidentiality and Privacy: Encryption

13.1.1 End-to-End Encryption

SIP requests and responses can contain sensitive information about the communication patterns and communication content of individuals. The SIP message body MAY also contain encryption keys for the session itself. SIP supports three complementary forms of encryption to protect privacy:

- End-to-end encryption of the SIP message body and certain sensitive header fields;
- hop-by-hop encryption to prevent eavesdropping that tracks who is calling whom;
- hop-by-hop encryption of Via fields to hide the route a request has taken.

Not all of the SIP request or response can be encrypted end-to-end because header fields such as To and Via need to be visible to proxies so that the SIP request can be routed correctly. Hop-by-hop encryption encrypts the entire SIP request or response on the wire so that packet sniffers or other eavesdroppers cannot see who is calling whom. Hop-by-hop encryption can also encrypt requests and responses that have been end-to-end encrypted. Note that proxies can still see who is calling whom, and this information is also deducible by performing a network traffic analysis, so this provides a very limited but still worthwhile degree of protection.

SIP Via fields are used to route a response back along the path taken by the request and to prevent infinite request loops. However, the information given by them can also provide useful information to an attacker. Section 6.22 describes how a sender can request that Via fields be encrypted by cooperating proxies without compromising the purpose of the Via field.

End-to-end encryption relies on keys shared by the two user agents involved in the request. Typically, the message is sent encrypted with the public key of the recipient, so that only that recipient can read the message. All implementations SHOULD support PGP-based encryption [33] and MAY implement other schemes.

A SIP request (or response) is end-to-end encrypted by splitting the message to be sent into a part to be encrypted and a short header that will remain in the clear. Some parts of the SIP message, namely the request line, the response line and certain header fields marked with “n” in the “enc.” column in Table 4 and 5 need to be read and returned by proxies and thus MUST NOT be encrypted end-to-end. Possibly sensitive information that needs to be made available as plaintext include destination address (To) and the forwarding path (Via) of the call. The Authorization header field MUST remain in the clear if it contains a digital signature as the signature is generated after encryption, but MAY be encrypted if it contains “basic” or “digest” authentication. The From header field SHOULD normally remain in the clear, but MAY be encrypted if required, in which case some proxies MAY return a 401 (Unauthorized) status if they require a From field.

Other header fields MAY be encrypted or MAY travel in the clear as desired by the sender. The Subject, Allow, Call-ID, and Content-Type header fields will typically be encrypted. The Accept, Accept-Language, Date, Expires, Priority, Require, Cseq, and Timestamp header fields will remain in the clear.

All fields that will remain in the clear MUST precede those that will be encrypted. The message is encrypted starting with the first character of the first header field that will be encrypted and continuing through to the end of the message body. If no header fields are to be encrypted, encrypting starts with the

second CRLF pair after the last header field, as shown below. Carriage return and line feed characters have been made visible as "\$", and the encrypted part of the message is outlined.

```

INVITE sip:watson@boston.bell-telephone.com SIP/2.0$
Via: SIP/2.0/UDP 169.130.12.5$
To: T. A. Watson <sip:watson@bell-telephone.com>$
From: A. Bell <sip:a.g.bell@bell-telephone.com>$
Encryption: PGP version=5.0$
Content-Length: 224$
CSeq: 488$
$
*****
* Call-ID: 187602141351@worchester.bell-telephone.com$ *
* Subject: Mr. Watson, come here.$ *
* Content-Type: application/sdp$ *
* $ *
* v=0$ *
* o=bell 53655765 2353687637 IN IP4 128.3.4.5$ *
* c=IN IP4 135.180.144.94$ *
* m=audio 3456 RTP/AVP 0 3 4 5$ *
*****

```

An Encryption header field **MUST** be added to indicate the encryption mechanism used. A Content-Length field is added that indicates the length of the encrypted body. The encrypted body is preceded by a blank line as a normal SIP message body would be.

Upon receipt by the called user agent possessing the correct decryption key, the message body as indicated by the Content-Length field is decrypted, and the now-decrypted body is appended to the clear-text header fields. There is no need for an additional Content-Length header field within the encrypted body because the length of the actual message body is unambiguous after decryption.

Had no SIP header fields required encryption, the message would have been as below. Note that the encrypted body **MUST** then include a blank line (start with CRLF) to disambiguate between any possible SIP header fields that might have been present and the SIP message body.

```

INVITE sip:watson@boston.bell-telephone.com SIP/2.0$
Via: SIP/2.0/UDP 169.130.12.5$
To: T. A. Watson <sip:watson@bell-telephone.com>$
From: A. Bell <a.g.bell@bell-telephone.com>$
Encryption: PGP version=5.0$
Content-Type: application/sdp$
Content-Length: 107$
$
*****
* $ *
* v=0$ *
* o=bell 53655765 2353687637 IN IP4 128.3.4.5$ *

```

```
* c=IN IP4 135.180.144.94$ *
* m=audio 3456 RTP/AVP 0 3 4 5$ *
*****
```

13.1.2 Privacy of SIP Responses

SIP requests can be sent securely using end-to-end encryption and authentication to a called user agent that sends an insecure response. This is allowed by the SIP security model, but is not a good idea. However, unless the correct behaviour is explicit, it would not always be possible for the called user agent to infer what a reasonable behaviour was. Thus when end-to-end encryption is used by the request originator, the encryption key to be used for the response **SHOULD** be specified in the request. If this were not done, it might be possible for the called user agent to incorrectly infer an appropriate key to use in the response. Thus, to prevent key-guessing becoming an acceptable strategy, we specify that a called user agent receiving a request that does not specify a key to be used for the response **SHOULD** send that response unencrypted.

Any SIP header fields that were encrypted in a request **SHOULD** also be encrypted in an encrypted response. **Contact** response fields **MAY** be encrypted if the information they contain is sensitive, or **MAY** be left in the clear to permit proxies more scope for localized searches.

13.1.3 Encryption by Proxies

Normally, proxies are not allowed to alter end-to-end header fields and message bodies. Proxies **MAY**, however, encrypt an unsigned request or response with the key of the call recipient.

Proxies need to encrypt a SIP request if the end system cannot perform encryption or to enforce organizational security policies.

13.1.4 Hop-by-Hop Encryption

It is **RECOMMENDED** that SIP requests and responses are also protected by security mechanisms at the transport or network layer.

13.1.5 Via field encryption

When **Via** fields are to be hidden, a proxy that receives a request containing an appropriate “**Hide: hop**” header field (as specified in section 6.22) **SHOULD** encrypt the header field. As only the proxy that encrypts the field will decrypt it, the algorithm chosen is entirely up to the proxy implementor. Two methods satisfy these requirements:

- The server keeps a cache of **Via** fields and the associated **To** field, and replaces the **Via** field with an index into the cache. On the reverse path, take the **Via** field from the cache rather than the message.

This is insufficient to prevent message looping, and so an additional **ID** **MUST** be added so that the proxy can detect loops. This **SHOULD NOT** normally be the address of the proxy as the goal is to hide the route, so instead a sufficiently large random number **SHOULD** be used by the proxy and maintained in the cache.

It is possible for replies to get directed to the wrong originator if the cache entry gets reused, so great care needs to be taken to ensure this does not happen.

- The server MAY use a secret key to encrypt the Via field, a timestamp and an appropriate checksum in any such message with the same secret key. The checksum is needed to detect whether successful decoding has occurred, and the timestamp is required to prevent possible replay attacks and to ensure that no two requests from the same previous hop have the same encrypted Via field. This is the preferred solution.

13.2 Message Integrity and Access Control: Authentication

Protective measures need to be taken to prevent an active attacker from modifying and replaying SIP requests and responses. The same cryptographic measures that are used to ensure the authenticity of the SIP message also serve to authenticate the originator of the message. However, the “basic” and “digest” authentication mechanism offer authentication only, without message integrity.

Transport-layer or network-layer authentication MAY be used for hop-by-hop authentication. SIP also extends the HTTP WWW-Authenticate (Section 6.42) and Authorization (Section 6.11) header field and their Proxy- counterparts to include cryptographically strong signatures. SIP also supports the HTTP “basic” and “digest” schemes and other HTTP authentication schemes to be defined that offer a rudimentary mechanism of ascertaining the identity of the caller.

Since SIP requests are often sent to parties with which no prior communication relationship has existed, we do not specify authentication based on shared secrets.

SIP requests MAY be authenticated using the Authorization header field to include a digital signature of certain header fields, the request method and version number and the payload, none of which are modified between client and called user agent. The Authorization header field is used in requests to authenticate the request originator end-to-end to proxies and the called user agent, and in responses to authenticate the called user agent or proxies returning their own failure codes. If required, hop-by-hop authentication can be provided, for example, by the IPSEC Authentication Header.

SIP does not dictate which digital signature scheme is used for authentication, but does define how to provide authentication using PGP in Section 14. As indicated above, SIP implementations MAY also use “basic” and “digest” authentication and other authentication mechanisms defined for HTTP. Note that “basic” authentication has severe security limitations. The following does not apply to these schemes.

To cryptographically sign a SIP request, the order of the SIP header fields is important. When an Authorization header field is present, it indicates that all header fields following the Authorization header field have been included in the signature. Therefore, hop-by-hop header fields which MUST or SHOULD be modified by proxies MUST precede the Authorization header field as they will generally be modified or added-to by proxy servers. Hop-by-hop header fields which MAY be modified by a proxy MAY appear before or after the Authorization header. When they appear before, they MAY be modified by a proxy. When they appear after, they MUST NOT be modified by a proxy. To sign a request, a client constructs a message from the request method (in upper case) followed, without LWS, by the SIP version number, followed, again without LWS, by the request headers to be signed and the message body. The message thus constructed is then signed.

For example, if the SIP request is to be:

```
INVITE sip:watson@boston.bell-telephone.com SIP/2.0
Via: SIP/2.0/UDP 169.130.12.5
Authorization: PGP version=5.0, signature=...
From: A. Bell <sip:a.g.bell@bell-telephone.com>
```

To: T. A. Watson <sip:watson@bell-telephone.com>
Call-ID: 187602141351@worchester.bell-telephone.com
Subject: Mr. Watson, come here.
Content-Type: application/sdp
Content-Length: ...

```
v=0
o=bell 53655765 2353687637 IN IP4 128.3.4.5
c=IN IP4 135.180.144.94
m=audio 3456 RTP/AVP 0 3 4 5
```

Then the data block that is signed is:

```
INVITESIP/2.0From: A. Bell <sip:a.g.bell@bell-telephone.com>
To: T. A. Watson <sip:watson@bell-telephone.com>
Call-ID: 187602141351@worchester.bell-telephone.com
Subject: Mr. Watson, come here.
Content-Type: application/sdp
Content-Length: ...
```

```
v=0
o=bell 53655765 2353687637 IN IP4 128.3.4.5
c=IN IP4 135.180.144.94
m=audio 3456 RTP/AVP 0 3 4 5
```

Clients wishing to authenticate requests MUST construct the portion of the message below the **Authorization** header using a canonical form. This allows a proxy to parse the message, take it apart, and reconstruct it, without causing an authentication failure due to extra white space, for example. Canonical form consists of the following rules:

- No short form header fields
- Header field names are capitalized as shown in this document
- No white space between the header name and the colon
- A single space after the colon
- No white space before or after a semicolon separating parameters
- No white space before or after an equal sign separating a parameter from its value
- No line folding
- No comma separated lists of header values; each must appear as a separate header

Note that if a message is encrypted and authenticated using a digital signature, when the message is generated encryption is performed before the digital signature is generated. On receipt, the digital signature is checked before decryption.

A client MAY require that a server sign its response by including a `Require: org.ietf.sip.signed-response` request header field. The client indicates the desired authentication method via the `WWW-Authenticate` header.

The correct behaviour in handling unauthenticated responses to a request that requires authenticated responses is described in section 13.2.1.

13.2.1 Trusting responses

There is the possibility that an eavesdropper listens to requests and then injects unauthenticated responses that terminate, redirect or otherwise interfere with a call. (Even encrypted requests contain enough information to fake a response.)

Clients need to be particularly careful with 3xx redirection responses. Thus a client receiving, for example, a 301 (Moved Permanently) which was not authenticated when the public key of the called user agent is known to the client, and authentication was requested in the request SHOULD be treated as suspicious. The correct behaviour in such a case would be for the called-user to form a dated response containing the `Contact` field to be used, to sign it, and give this signed stub response to the proxy that will provide the redirection. Thus the response can be authenticated correctly. A client SHOULD NOT automatically redirect such a request to the new location without alerting the user to the authentication failure before doing so.

Another problem might be responses such as 6xx failure responses which would simply terminate a search, or "4xx" and "5xx" response failures.

If TCP is being used, a proxy SHOULD treat 4xx and 5xx responses as valid, as they will not terminate a search. However, fake 6xx responses from a rogue proxy terminate a search incorrectly. 6xx responses SHOULD be authenticated if requested by the client, and failure to do so SHOULD cause such a client to ignore the 6xx response and continue a search.

With UDP, the same problem with 6xx responses exists, but also an active eavesdropper can generate 4xx and 5xx responses that might cause a proxy or client to believe a failure occurred when in fact it did not. Typically 4xx and 5xx responses will not be signed by the called user agent, and so there is no simple way to detect these rogue responses. This problem is best prevented by using hop-by-hop encryption of the SIP request, which removes any additional problems that UDP might have over TCP.

These attacks are prevented by having the client require response authentication and dropping unauthenticated responses. A server user agent that cannot perform response authentication responds using the normal `Require` response of 420 (Bad Extension).

13.3 Callee Privacy

User location and SIP-initiated calls can violate a callee's privacy. An implementation SHOULD be able to restrict, on a per-user basis, what kind of location and availability information is given out to certain classes of callers.

13.4 Known Security Problems

With either TCP or UDP, a denial of service attack exists by a rogue proxy sending 6xx responses. Although a client SHOULD choose to ignore such responses if it requested authentication, a proxy cannot do so. It is obliged to forward the 6xx response back to the client. The client can then ignore the response, but if it repeats the request it will probably reach the same rogue proxy again, and the process will repeat.

14 SIP Security Using PGP

14.1 PGP Authentication Scheme

The "pgp" authentication scheme is based on the model that the client authenticates itself with a request signed with the client's private key. The server can then ascertain the origin of the request if it has access to the public key, preferably signed by a trusted third party.

14.1.1 The WWW-Authenticate Response Header

```
WWW-Authenticate = "WWW-Authenticate" ":" "pgp" pgp-challenge
pgp-challenge    = * (";" pgp-params )
pgp-params      = realm | pgp-version | pgp-algorithm
realm           = "realm" "=" realm-value
realm-value     = quoted-string
pgp-version     = "version" "=" digit *( "." digit ) *letter
pgp-algorithm   = "algorithm" "=" ( "md5" | "sha1" | token )
```

The meanings of the values of the parameters used above are as follows:

realm: A string to be displayed to users so they know which identity to use. This string SHOULD contain at least the name of the host performing the authentication and MAY additionally indicate the collection of users who might have access. An example might be "Users with call-out privileges".

pgp-algorithm: The value of this parameter indicates the PGP message integrity check (MIC) to be used to produce the signature. If this not present it is assumed to be "md5". The currently defined values are "md5" for the MD5 checksum, and "sha1" for the SHA.1 algorithm.

pgp-version: The version of PGP that the client MUST use. Common values are "2.6.2" and "5.0". The default is 5.0.

Example:

```
WWW-Authenticate: pgp ;version="5.0"
;realm="Your Startrek identity, please" ;algorithm="md5"
```

14.1.2 The Authorization Request Header

The client is expected to retry the request, passing an Authorization header line, which is defined as follows.

```
Authorization = "Authorization" ":" "pgp" *( ";" pgp-response )
pgp-response  = realm | pgp-version | pgp-signature | signed-by
pgp-signature = "signature" "=" quoted-string
signed-by     = "signed-by" "=" <"> URI <">
```

The signature MUST correspond to the From header of the request unless the signed-by parameter is provided.

pgp-signature: The PGP ASCII-armored signature [33], as it appears between the “BEGIN PGP MESSAGE” and “END PGP MESSAGE” delimiters, without the version indication. The signature is included without any linebreaks.

The signature is computed across the request method, request version and header fields following the **Authorization** header and the message body, in the same order as they appear in the message. The request method and version are prepended to the header fields without any white space. The signature is computed across the headers as sent, including any folding (folding is the insertion of a CR-LF followed by a space to allow headers to span multiple lines in a message) and the terminating CRLF. The CRLF following the **Authorization** header is NOT included in the signature.

Using the ASCII-armored version is about 25% less space-efficient than including the binary signature, but it is significantly easier for the receiver to piece together. Versions of the PGP program always include the full (compressed) signed text in their output unless ASCII-armored mode (`-sta`) is specified. Typical signatures are about 200 bytes long. – The PGP signature mechanism allows the client to simply pass the request to an external PGP program. This relies on the requirement that proxy servers are not allowed to reorder or change header fields.

realm: The **realm** is copied from the corresponding **WWW-Authenticate** header field parameter.

signed-by: If and only if the request was not signed by the entity listed in the **From** header, the **signed-by** header indicates the name of the signing entity, expressed as a URI.

Receivers of signed SIP messages SHOULD discard any end-to-end header fields above the **Authorization** header, as they may have been maliciously added en route by a proxy.

Example:

```
Authorization: pgp version="5.0"
;realm="Your Startrek identity, please"
;signature="iQB1AwUBNNJiUaYBnHmiiQh1AQFYsgL/Wt3dk6TWK81/b0gcNdf
VAUGU4rhEBW972IPxFSOZ94L1qhCLInTPaqhHFw1cb31B01rA0RhpV4t5yCdUt
SRYBSkOk29o5e1KlFeW23EzYPVUm2T1DAhbcjbMdfC+KLFX
=aIrx"
```

14.2 PGP Encryption Scheme

The PGP encryption scheme uses the following syntax:

```
Encryption      = "Encryption" ":" "pgp" pgp-eparams
pgp-eparams     = 1# ( pgp-version | pgp-encoding )
pgp-encoding    = "encoding" "=" "ascii" | token
```

encoding: Describes the encoding or “armor” used by PGP. The value “ascii” refers to the standard PGP ASCII armor, without the lines containing “BEGIN PGP MESSAGE” and “END PGP MESSAGE” and without the version identifier. By default, the encrypted part is included as binary.

Example:

```
Encryption: pgp version="2.6.2", encoding="ascii"
```

14.3 Response-Key Header Field for PGP

```

Response-Key = "Response-Key" ":" "pgp" pgp-eparams
pgp-eparams  = 1# ( pgp-version | pgp-encoding | pgp-key)
pgp-key      = "key" "=" quoted-string

```

If ASCII encoding has been requested via the `encoding` parameter, the `key` parameter contains the user's public key as extracted from the pgp key ring with the "`pgp -kxa user`".

Example:

```

Response-Key: pgp version="2.6.2", encoding="ascii",
key="mQBTzNWHNYAAAEDAL7QvAdK2utY05wuUG+ItYK5tCF8HNJM60sU4rLaV+eUnkMk
mOmJWtc2wXcZx1XaXb2lkydTQOesrUR75IwNXBuZXPEIMThEa5WLS7VLme7njnx
sE86SgWmAZx5ookIdQAFebQxSGVubmluZyBTY2h1bHpyaW5uZSA8c2NodWx6cm1u
bmVAY3MuY29sdWliaWEuZWR1Pg==
+y19"

```

15 Examples

In the following examples, we often omit the message body and the corresponding `Content-Length` and `Content-Type` headers for brevity.

15.1 Registration

A user at host `saturn.bell-tel.com` registers on start-up, via multicast, with the local SIP server named `bell-tel.com`. In the example, the user agent on `saturn` expects to receive SIP requests on UDP port 3890.

```

C->S: REGISTER sip:bell-tel.com SIP/2.0
Via: SIP/2.0/UDP saturn.bell-tel.com
From: sip:watson@bell-tel.com
To: sip:watson@bell-tel.com
Call-ID: 70710@saturn.bell-tel.com
CSeq: 1 REGISTER
Contact: <sip:watson@saturn.bell-tel.com:3890;transport=udp>
Expires: 7200

```

The registration expires after two hours. Any future invitations for `watson@bell-tel.com` arriving at `sip.bell-tel.com` will now be redirected to `watson@saturn.bell-tel.com`, UDP port 3890.

If Watson wants to be reached elsewhere, say, an on-line service he uses while traveling, he updates his reservation after first cancelling any existing locations:

```

C->S: REGISTER sip:bell-tel.com SIP/2.0
Via: SIP/2.0/UDP saturn.bell-tel.com
From: sip:watson@bell-tel.com

```

```
To: sip:watson@bell-tel.com
Call-ID: 70710@saturn.bell-tel.com
CSeq: 2 REGISTER
Contact: *
Expires: 0
```

```
C->S: REGISTER sip:bell-tel.com SIP/2.0
Via: SIP/2.0/UDP saturn.bell-tel.com
From: sip:watson@bell-tel.com
To: sip:watson@bell-tel.com
Call-ID: 70710@saturn.bell-tel.com
CSeq: 3 REGISTER
Contact: sip:tawatson@example.com
```

Now, the server will forward any request for Watson to the server at `example.com`, using the Request-URI `tawatson@example.com`.

It is possible to use third-party registration. Here, the secretary `jon.diligent` registers his boss, T. Watson:

```
C->S: REGISTER sip:bell-tel.com SIP/2.0
Via: SIP/2.0/UDP pluto.bell-tel.com
From: sip:jon.diligent@bell-tel.com
To: sip:watson@bell-tel.com
Call-ID: 17320@pluto.bell-tel.com
CSeq: 1 REGISTER
Contact: sip:tawatson@example.com
```

The request could be send to either the registrar at `bell-tel.com` or the server at `example.com`. In the latter case, the server at `example.com` would proxy the request to the address indicated in the Request-URI. Then, Max-Forwards header could be used to restrict the registration to that server.

15.2 Invitation to a Multicast Conference

The first example invites `schooler@vlsi.cs.caltech.edu` to a multicast session. All examples use the Session Description Protocol (SDP) (RFC 2327 [6]) as the session description format.

15.2.1 Request

```
C->S: INVITE sip:schooler@cs.caltech.edu SIP/2.0
Via: SIP/2.0/UDP csvax.cs.caltech.edu;branch=8348
    ;maddr=239.128.16.254;ttd=16
Via: SIP/2.0/UDP north.east.isi.edu
From: Mark Handley <sip:mjh@isi.edu>
To: Eve Schooler <sip:schooler@caltech.edu>
Call-ID: 2963313058@north.east.isi.edu
CSeq: 1 INVITE
```

```
Subject: SIP will be discussed, too
Content-Type: application/sdp
Content-Length: 187
```

```
v=0
o=user1 53655765 2353687637 IN IP4 128.3.4.5
s=Mbone Audio
i=Discussion of Mbone Engineering Issues
e=mbone@somewhere.com
c=IN IP4 224.2.0.1/127
t=0 0
m=audio 3456 RTP/AVP 0
```

The **From** request header above states that the request was initiated by `mjh@isi.edu` and addressed to `schooler@caltech.edu` (**From** header fields). The **Via** fields list the hosts along the path from invitation initiator (the last element of the list) towards the callee. In the example above, the message was last multicast to the administratively scoped group `239.128.16.254` with a ttl of 16 from the host `csvax.cs.caltech.edu`. The second **Via** header field indicates that it was originally sent from the host `north.east.isi.edu`. The **Request-URI** indicates that the request is currently being being addressed to `schooler@cs.caltech.edu`, the local address that `csvax` looked up for the callee.

In this case, the session description is using the Session Description Protocol (SDP), as stated in the **Content-Type** header.

The header is terminated by an empty line and is followed by a message body containing the session description.

15.2.2 Response

The called user agent, directly or indirectly through proxy servers, indicates that it is alerting (“ringing”) the called party:

```
S->C: SIP/2.0 180 Ringing
Via: SIP/2.0/UDP csvax.cs.caltech.edu;branch=8348
    ;maddr=239.128.16.254;ttl=16
Via: SIP/2.0/UDP north.east.isi.edu
From: Mark Handley <sip:mjh@isi.edu>
To: Eve Schooler <sip:schooler@caltech.edu> ;tag=9883472
Call-ID: 2963313058@north.east.isi.edu
CSeq: 1 INVITE
```

A sample response to the invitation is given below. The first line of the response states the SIP version number, that it is a 200 (OK) response, which means the request was successful. The **Via** headers are taken from the request, and entries are removed hop by hop as the response retraces the path of the request. A new authentication field MAY be added by the invited user’s agent if required. The **Call-ID** is taken directly from the original request, along with the remaining fields of the request message. The original sense of **From** field is preserved (i.e., it is the session initiator).

In addition, the **Contact** header gives details of the host where the user was located, or alternatively the relevant proxy contact point which should be reachable from the caller's host.

```
S->C: SIP/2.0 200 OK
      Via: SIP/2.0/UDP csvax.cs.caltech.edu;branch=8348
          ;maddr=239.128.16.254;ttd=16
      Via: SIP/2.0/UDP north.east.isi.edu
      From: Mark Handley <sip:mjh@isi.edu>
      To: Eve Schooler <sip:schooler@caltech.edu> ;tag=9883472
      Call-ID: 2963313058@north.east.isi.edu
      CSeq: 1 INVITE
      Contact: sip:es@jove.cs.caltech.edu
```

The caller confirms the invitation by sending an **ACK** request to the location named in the **Contact** header:

```
C->S: ACK sip:es@jove.cs.caltech.edu SIP/2.0
      Via: SIP/2.0/UDP north.east.isi.edu
      From: Mark Handley <sip:mjh@isi.edu>
      To: Eve Schooler <sip:schooler@caltech.edu> ;tag=9883472
      Call-ID: 2963313058@north.east.isi.edu
      CSeq: 1 ACK
```

15.3 Two-party Call

For two-party Internet phone calls, the response must contain a description of where to send the data. In the example below, Bell calls Watson. Bell indicates that he can receive RTP audio codings 0 (PCMU), 3 (GSM), 4 (G.723) and 5 (DVI4).

```
C->S: INVITE sip:watson@boston.bell-tel.com SIP/2.0
      Via: SIP/2.0/UDP kton.bell-tel.com
      From: A. Bell <sip:a.g.bell@bell-tel.com>
      To: T. Watson <sip:watson@bell-tel.com>
      Call-ID: 3298420296@kton.bell-tel.com
      CSeq: 1 INVITE
      Subject: Mr. Watson, come here.
      Content-Type: application/sdp
      Content-Length: ...

      v=0
      o=bell 53655765 2353687637 IN IP4 128.3.4.5
      s=Mr. Watson, come here.
      c=IN IP4 kton.bell-tel.com
      m=audio 3456 RTP/AVP 0 3 4 5
```

S->C: SIP/2.0 100 Trying
Via: SIP/2.0/UDP kton.bell-tel.com
From: A. Bell <sip:a.g.bell@bell-tel.com>
To: T. Watson <sip:watson@bell-tel.com> ;tag=37462311
Call-ID: 3298420296@kton.bell-tel.com
CSeq: 1 INVITE
Content-Length: 0

S->C: SIP/2.0 180 Ringing
Via: SIP/2.0/UDP kton.bell-tel.com
From: A. Bell <sip:a.g.bell@bell-tel.com>
To: T. Watson <sip:watson@bell-tel.com> ;tag=37462311
Call-ID: 3298420296@kton.bell-tel.com
CSeq: 1 INVITE
Content-Length: 0

S->C: SIP/2.0 182 Queued, 2 callers ahead
Via: SIP/2.0/UDP kton.bell-tel.com
From: A. Bell <sip:a.g.bell@bell-tel.com>
To: T. Watson <sip:watson@bell-tel.com> ;tag=37462311
Call-ID: 3298420296@kton.bell-tel.com
CSeq: 1 INVITE
Content-Length: 0

S->C: SIP/2.0 182 Queued, 1 caller ahead
Via: SIP/2.0/UDP kton.bell-tel.com
From: A. Bell <sip:a.g.bell@bell-tel.com>
To: T. Watson <sip:watson@bell-tel.com> ;tag=37462311
Call-ID: 3298420296@kton.bell-tel.com
CSeq: 1 INVITE
Content-Length: 0

S->C: SIP/2.0 200 OK
Via: SIP/2.0/UDP kton.bell-tel.com
From: A. Bell <sip:a.g.bell@bell-tel.com>
To: <sip:watson@bell-tel.com> ;tag=37462311
Call-ID: 3298420296@kton.bell-tel.com
CSeq: 1 INVITE
Contact: sip:watson@boston.bell-tel.com
Content-Length: ...

v=0
o=watson 4858949 4858949 IN IP4 192.1.1.2.3
s=I'm on my way
c=IN IP4 boston.bell-tel.com

```
m=audio 5004 RTP/AVP 0 3
```

The example illustrates the use of informational status responses. Here, the reception of the call is confirmed immediately (100), then, possibly after some database mapping delay, the call rings (180) and is then queued, with periodic status updates.

Watson can only receive PCMU and GSM. Note that Watson's list of codecs may or may not be a subset of the one offered by Bell, as each party indicates the data types it is willing to receive. Watson will send audio data to port 3456 at c.bell-tel.com, Bell will send to port 5004 at boston.bell-tel.com.

By default, the media session is one RTP session. Watson will receive RTCP packets on port 5005, while Bell will receive them on port 3457.

Since the two sides have agreed on the set of media, Bell confirms the call without enclosing another session description:

```
C->S: ACK sip:watson@boston.bell-tel.com SIP/2.0
Via: SIP/2.0/UDP kton.bell-tel.com
From: A. Bell <sip:a.g.bell@bell-tel.com>
To: T. Watson <sip:watson@bell-tel.com> ;tag=37462311
Call-ID: 3298420296@kton.bell-tel.com
CSeq: 1 ACK
```

15.4 Terminating a Call

To terminate a call, caller or callee can send a BYE request:

```
C->S: BYE sip:watson@boston.bell-tel.com SIP/2.0
Via: SIP/2.0/UDP kton.bell-tel.com
From: A. Bell <sip:a.g.bell@bell-tel.com>
To: T. A. Watson <sip:watson@bell-tel.com> ;tag=37462311
Call-ID: 3298420296@kton.bell-tel.com
CSeq: 2 BYE
```

If the callee wants to abort the call, it simply reverses the To and From fields. Note that it is unlikely that a BYE from the callee will traverse the same proxies as the original INVITE.

15.5 Forking Proxy

In this example, Bell (a.g.bell@bell-tel.com) (C), currently seated at host c.bell-tel.com wants to call Watson (t.watson@ieee.org). At the time of the call, Watson is logged in at two workstations, t.watson@x.bell-tel.com (X) and watson@y.bell-tel.com (Y), and has registered with the IEEE proxy server (P) called sip.ieee.org. The IEEE server also has a registration for the home machine of Watson, at watson@h.bell-tel.com (H), as well as a permanent registration at watson@acm.org (A). For brevity, the examples omit the session description and Via header fields.

Bell's user agent sends the invitation to the SIP server for the ieee.org domain:

```
C->P: INVITE sip:t.watson@ieee.org SIP/2.0
```



```
Via: SIP/2.0/UDP c.bell-tel.com
From: A. Bell <sip:a.g.bell@bell-tel.com>
To: T. Watson <sip:t.watson@ieee.org>
Call-ID: 31415@c.bell-tel.com
CSeq: 1 INVITE
```

The SIP server at `ieee.org` tries the four addresses in parallel. It sends the following message to the home machine:

```
P->H: INVITE sip:watson@h.bell-tel.com SIP/2.0
Via: SIP/2.0/UDP sip.ieee.org ;branch=1
Via: SIP/2.0/UDP c.bell-tel.com
From: A. Bell <sip:a.g.bell@bell-tel.com>
To: T. Watson <sip:t.watson@ieee.org>
Call-ID: 31415@c.bell-tel.com
CSeq: 1 INVITE
```

This request immediately yields a 404 (Not Found) response, since Watson is not currently logged in at home:

```
H->P: SIP/2.0 404 Not Found
Via: SIP/2.0/UDP sip.ieee.org ;branch=1
Via: SIP/2.0/UDP c.bell-tel.com
From: A. Bell <sip:a.g.bell@bell-tel.com>
To: T. Watson <sip:t.watson@ieee.org>;tag=87454273
Call-ID: 31415@c.bell-tel.com
CSeq: 1 INVITE
```

The proxy ACKs the response so that host H can stop retransmitting it:

```
P->H: ACK sip:watson@h.bell-tel.com SIP/2.0
Via: SIP/2.0/UDP sip.ieee.org ;branch=1
From: A. Bell <sip:a.g.bell@bell-tel.com>
To: T. Watson <sip:t.watson@ieee.org>;tag=87454273
Call-ID: 31415@c.bell-tel.com
CSeq: 1 ACK
```

Also, P attempts to reach Watson through the ACM server:

```
P->A: INVITE sip:watson@acm.org SIP/2.0
Via: SIP/2.0/UDP sip.ieee.org ;branch=2
Via: SIP/2.0/UDP c.bell-tel.com
From: A. Bell <sip:a.g.bell@bell-tel.com>
To: T. Watson <sip:t.watson@ieee.org>
Call-ID: 31415@c.bell-tel.com
```

CSeq: 1 INVITE

In parallel, the next attempt proceeds, with an INVITE to X and Y:

```
P->X: INVITE sip:t.watson@x.bell-tel.com SIP/2.0
Via: SIP/2.0/UDP sip.ietf.org ;branch=3
Via: SIP/2.0/UDP c.bell-tel.com
From: A. Bell <sip:a.g.bell@bell-tel.com>
To: T. Watson <sip:t.watson@ietf.org>
Call-ID: 31415@c.bell-tel.com
CSeq: 1 INVITE
```

```
P->Y: INVITE sip:watson@y.bell-tel.com SIP/2.0
Via: SIP/2.0/UDP sip.ietf.org ;branch=4
Via: SIP/2.0/UDP c.bell-tel.com
From: A. Bell <sip:a.g.bell@bell-tel.com>
To: T. Watson <sip:t.watson@ietf.org>
Call-ID: 31415@c.bell-tel.com
CSeq: 1 INVITE
```

As it happens, both Watson at X and a colleague in the other lab at host Y hear the phones ringing and pick up. Both X and Y return 200s via the proxy to Bell.

```
X->P: SIP/2.0 200 OK
Via: SIP/2.0/UDP sip.ietf.org ;branch=3
Via: SIP/2.0/UDP c.bell-tel.com
From: A. Bell <sip:a.g.bell@bell-tel.com>
To: T. Watson <sip:t.watson@ietf.org> ;tag=192137601
Call-ID: 31415@c.bell-tel.com
CSeq: 1 INVITE
Contact: sip:t.watson@x.bell-tel.com
```

```
Y->P: SIP/2.0 200 OK
Via: SIP/2.0/UDP sip.ietf.org ;branch=4
Via: SIP/2.0/UDP c.bell-tel.com
Contact: sip:t.watson@y.bell-tel.com
From: A. Bell <sip:a.g.bell@bell-tel.com>
To: T. Watson <sip:t.watson@ietf.org> ;tag=35253448
Call-ID: 31415@c.bell-tel.com
CSeq: 1 INVITE
```

Both responses are forwarded to Bell, using the Via information. At this point, the ACM server is still searching its database. P can now cancel this attempt:

```
P->A: CANCEL sip:watson@acm.org SIP/2.0
```

```
Via: SIP/2.0/UDP sip.ietf.org ;branch=2
From: A. Bell <sip:a.g.bell@bell-tel.com>
To: T. Watson <sip:t.watson@ieee.org>
Call-ID: 31415@c.bell-tel.com
CSeq: 1 CANCEL
```

The ACM server gladly stops its neural-network database search and responds with a 200. The 200 will not travel any further, since P is the last Via stop.

```
A->P: SIP/2.0 200 OK
Via: SIP/2.0/UDP sip.ietf.org ;branch=2
From: A. Bell <sip:a.g.bell@bell-tel.com>
To: T. Watson <sip:t.watson@ieee.org>
Call-ID: 31415@c.bell-tel.com
CSeq: 1 CANCEL
```

Bell gets the two 200 responses from X and Y in short order. Bell's reaction now depends on his software. He can either send an ACK to both if human intelligence is needed to determine who he wants to talk to or he can automatically reject one of the two calls. Here, he acknowledges both, separately and directly to the final destination:

```
C->X: ACK sip:t.watson@x.bell-tel.com SIP/2.0
Via: SIP/2.0/UDP c.bell-tel.com
From: A. Bell <sip:a.g.bell@bell-tel.com>
To: T. Watson <sip:t.watson@ieee.org>;tag=192137601
Call-ID: 31415@c.bell-tel.com
CSeq: 1 ACK
```

```
C->Y: ACK sip:watson@y.bell-tel.com SIP/2.0
Via: SIP/2.0/UDP c.bell-tel.com
From: A. Bell <sip:a.g.bell@bell-tel.com>
To: T. Watson <sip:t.watson@ieee.org>;tag=35253448
Call-ID: 31415@c.bell-tel.com
CSeq: 1 ACK
```

After a brief discussion between Bell with X and Y, it becomes clear that Watson is at X. (Note that this is not a three-way call; only Bell can talk to X and Y, but X and Y cannot talk to each other.) Thus, Bell sends a BYE to Y, which is replied to:

```
C->Y: BYE sip:watson@y.bell-tel.com SIP/2.0
Via: SIP/2.0/UDP c.bell-tel.com
From: A. Bell <sip:a.g.bell@bell-tel.com>
To: T. Watson <sip:t.watson@ieee.org>;tag=35253448
Call-ID: 31415@c.bell-tel.com
CSeq: 2 BYE
```

```
Y->C: SIP/2.0 200 OK
      Via: SIP/2.0/UDP c.bell-tel.com
      From: A. Bell <sip:a.g.bell@bell-tel.com>
      To: T. Watson <sip:t.watson@ieee.org>;tag=35253448
      Call-ID: 31415@c.bell-tel.com
      CSeq: 2 BYE
```

15.6 Redirects

Replies with status codes 301 (Moved Permanently) or 302 (Moved Temporarily) specify another location using the **Contact** field. Continuing our earlier example, the server P at `ieee.org` decides to redirect rather than proxy the request:

```
P->C: SIP/2.0 302 Moved temporarily
      Via: SIP/2.0/UDP c.bell-tel.com
      From: A. Bell <sip:a.g.bell@bell-tel.com>
      To: T. Watson <sip:t.watson@ieee.org>;tag=72538263
      Call-ID: 31415@c.bell-tel.com
      CSeq: 1 INVITE
      Contact: sip:watson@h.bell-tel.com,
              sip:watson@acm.org, sip:t.watson@x.bell-tel.com,
              sip:watson@y.bell-tel.com
      CSeq: 1 INVITE
```

As another example, assume Alice (A) wants to delegate her calls to Bob (B) while she is on vacation until July 29th, 1998. Any calls meant for her will reach Bob with Alice's **To** field, indicating to him what role he is to play. Charlie (C) calls Alice (A), whose server returns:

```
A->C: SIP/2.0 302 Moved temporarily
      From: Charlie <sip:charlie@caller.com>
      To: Alice <sip:alice@anywhere.com> ;tag=2332462
      Call-ID: 27182@caller.com
      Contact: sip:bob@anywhere.com
      Expires: Wed, 29 Jul 1998 9:00:00 GMT
      CSeq: 1 INVITE
```

Charlie then sends the following request to the SIP server of the `anywhere.com` domain.

Note that the server at `anywhere.com` forwards the request to Bob based on the **Request-URI**.

```
C->B: INVITE sip:bob@anywhere.com SIP/2.0
      From: sip:charlie@caller.com
      To: sip:alice@anywhere.com
      Call-ID: 27182@caller.com
      CSeq: 2 INVITE
```

In the third redirection example, we assume that all outgoing requests are directed through a local firewall F at `caller.com`, with Charlie again inviting Alice:

```
C->F: INVITE sip:alice@anywhere.com SIP/2.0
      From: sip:charlie@caller.com
      To: Alice <sip:alice@anywhere.com>
      Call-ID: 27182@caller.com
      CSeq: 1 INVITE
```

The local firewall at `caller.com` happens to be overloaded and thus redirects the call from Charlie to a secondary server S:

```
F->C: SIP/2.0 302 Moved temporarily
      From: sip:charlie@caller.com
      To: Alice <sip:alice@anywhere.com>
      Call-ID: 27182@caller.com
      CSeq: 1 INVITE
      Contact: <sip:alice@anywhere.com:5080;maddr=spare.caller.com>
```

Based on this response, Charlie directs the same invitation to the secondary server `spare.caller.com` at port 5080, but maintains the same Request-URI as before:

```
C->S: INVITE sip:alice@anywhere.com SIP/2.0
      From: sip:charlie@caller.com
      To: Alice <sip:alice@anywhere.com>
      Call-ID: 27182@caller.com
      CSeq: 2 INVITE
```

15.7 Negotiation

An example of a 606 (Not Acceptable) response is:

```
S->C: SIP/2.0 606 Not Acceptable
      From: sip:mjh@isi.edu
      To: <sip:schooler@cs.caltech.edu> ;tag=7434264
      Call-ID: 14142@north.east.isi.edu
      CSeq: 1 INVITE
      Contact: sip:mjh@north.east.isi.edu
      Warning: 370 "Insufficient bandwidth (only have ISDN)",
              305 "Incompatible media format",
              330 "Multicast not available"
      Content-Type: application/sdp
      Content-Length: 50
```

v=0

```
s=Let's talk
b=CT:128
c=IN IP4 north.east.isi.edu
m=audio 3456 RTP/AVP 5 0 7
m=video 2232 RTP/AVP 31
```

In this example, the original request specified a bandwidth that was higher than the access link could support, requested multicast, and requested a set of media encodings. The response states that only 128 kb/s is available and that (only) DVI, PCM or LPC audio could be supported in order of preference.

The response also states that multicast is not available. In such a case, it might be appropriate to set up a transcoding gateway and re-invite the user.

15.8 OPTIONS Request

A caller Alice can use an **OPTIONS** request to find out the capabilities of a potential callee Bob, without “ringing” the designated address. Bob returns a description indicating that he is capable of receiving audio encodings PCM Ulaw (payload type 0), 1016 (payload type 1), GSM (payload type 3), and SX7300/8000 (dynamic payload type 99), and video encodings H.261 (payload type 31) and H.263 (payload type 34).

```
C->S: OPTIONS sip:bob@example.com SIP/2.0
      From: Alice <sip:alice@anywhere.org>
      To: Bob <sip:bob@example.com>
      Call-ID: 6378@host.anywhere.org
      CSeq: 1 OPTIONS
      Accept: application/sdp

S->C: SIP/2.0 200 OK
      From: Alice <sip:alice@anywhere.org>
      To: Bob <sip:bob@example.com> ;tag=376364382
      Call-ID: 6378@host.anywhere.org
      Content-Length: 81
      Content-Type: application/sdp

v=0
m=audio 0 RTP/AVP 0 1 3 99
m=video 0 RTP/AVP 31 34
a=rtpmap:99 SX7300/8000
```

A Minimal Implementation

A.1 Client

All clients **MUST** be able to generate the **INVITE** and **ACK** requests. Clients **MUST** generate and parse the **Call-ID**, **Content-Length**, **Content-Type**, **CSeq**, **From** and **To** headers. Clients **MUST** also parse the **Require** header. A minimal implementation **MUST** understand **SDP** (RFC 2327, [6]). It **MUST** be able to

recognize the status code classes 1 through 6 and act accordingly.

The following capability sets build on top of the minimal implementation described in the previous paragraph:

Basic: A basic implementation adds support for the **BYE** method to allow the interruption of a pending call attempt. It includes a **User-Agent** header in its requests and indicate its preferred language in the **Accept-Language** header.

Redirection: To support call forwarding, a client needs to be able to understand the **Contact** header, but only the **SIP-URL** part, not the parameters.

Negotiation: A client **MUST** be able to request the **OPTIONS** method and understand the 380 (Alternative Service) status and the **Contact** parameters to participate in terminal and media negotiation. It **SHOULD** be able to parse the **Warning** response header to provide useful feedback to the caller.

Authentication: If a client wishes to invite callees that require caller authentication, it **MUST** be able to recognize the 401 (Unauthorized) status code, **MUST** be able to generate the **Authorization** request header and **MUST** understand the **WWW-Authenticate** response header.

If a client wishes to use proxies that require caller authentication, it **MUST** be able to recognize the 407 (Proxy Authentication Required) status code, **MUST** be able to generate the **Proxy-Authorization** request header and understand the **Proxy-Authenticate** response header.

A.2 Server

A minimally compliant server implementation **MUST** understand the **INVITE**, **ACK**, **OPTIONS** and **BYE** requests. A proxy server **MUST** also understand **CANCEL**. It **MUST** parse and generate, as appropriate, the **Call-ID**, **Content-Length**, **Content-Type**, **CSeq**, **Expires**, **From**, **Max-Forwards**, **Require**, **To** and **Via** headers. It **MUST** echo the **CSeq** and **Timestamp** headers in the response. It **SHOULD** include the **Server** header in its responses.

A.3 Header Processing

Table 6 lists the headers that different implementations support. UAC refers to a user-agent client (calling user agent), UAS to a user-agent server (called user-agent).

B Usage of SDP

The n th media session in a unicast **INVITE** request will become a single RTP session with the n th media session in the response. Thus, the callee should be careful to order media descriptions appropriately.

It is assumed that if caller or callee include a particular media type, they want to both send and receive media data. If the callee does not want to *send* a particular media type, it marks the media entry as *recvonly*. If the callee does not want to *receive* a particular media type, it may mark it as *sendonly*. If the callee wants to neither receive nor send a particular media type, it sets the port to zero. (RTCP ports are not needed in this case.)

The caller includes all media types that it is willing to send so that the receiver can provide matching media descriptions.

	type	UAC	proxy	UAS	registrar
Accept	R	-	o	o	-
Accept-Language	R	-	b	b	b
Allow	405	o	-	-	-
Authorization	R	a	o	a	a
Call-ID	g	m	m	m	m
Content-Length	g	m	m	m	m
Content-Type	g	m	-	m	m
CSeq	g	m	m	m	m
Encryption	g	e	-	e	e
Expires	g	-	o	o	m
From	g	m	o	m	m
Contact	R	-	-	-	m
Contact	r	r	r	-	-
Max-Forwards	R	-	b	-	-
Proxy-Authenticate	407	a	-	-	-
Proxy-Authorization	R	-	a	-	-
Proxy-Require	R	-	m	-	-
Require	R	m	-	m	m
Response-Key	R	-	-	e	e
Timestamp	g	o	o	m	m
To	g	m	m	m	m
Unsupported	r	b	b	-	-
Via	g	m	m	m	m
WWW-Authenticate	401	a	-	-	-

Table 6: This table indicates which systems parse which header fields. Type is as in Table 4 and 5. “-” indicates the field is not meaningful to this system (although it might be generated by it). “m” indicates the field **MUST** be understood. “b” indicates the field **SHOULD** be understood by a Basic implementation. “r” indicates the field **SHOULD** be understood if the system claims to understand redirection. “a” indicates the field **SHOULD** be understood if the system claims to support authentication. “e” indicates the field **SHOULD** be understood if the system claims to support encryption. “o” indicates support of the field is purely optional. Headers whose support is optional for all implementations are not shown.

The callee sets the port to zero if callee and caller only want to receive a media type.

Either party can set the “c” destination address to zero (0.0.0.0) if it wants to signal to the other party to stop sending media data. This implements a (far-side) “mute” or “hold” functionality.

The SDP fields “s” and the SIP Subject header have different meanings when inviting to a multicast session. The SDP field describes the subject of the multicast session, while the SIP Subject header describes the reason for the invitation. The example in Section 15.2 illustrates this point. For invitations to two-party sessions, the SDP “s” field **MAY** be left empty. The “o” field is not strictly necessary for two-party sessions, but **MUST** be present to allow re-use of SDP-based tools.

C Summary of Augmented BNF

In this specification we use the Augmented Backus-Naur Form notation described in RFC 2234 [23]. For quick reference, the following is a brief summary of the main features of this ABNF.

"abc"

The case-insensitive string of characters "abc" (or "Abc", "aBC", etc.);

%d32

The character with ASCII code decimal 32 (space);

***term**

zero or more instances of term;

3*term

three or more instances of term;

2*4term

two, three or four instances of term;

[term]

term is optional;

{ term1 term2 term3 }

set notation: term1, term2 and term3 must all appear in the order listed;

term1 | term2

either term1 or term2 may appear but not both;

#term

A construct "#" is defined, similar to "*", for defining lists of elements. The full form is "< n >#< m > element" indicating at least < n > and at most < m > elements, each separated by one or more commas (",") and OPTIONAL linear white space (LWS). This makes the usual form of lists very easy; a rule such as

$$(*LWS\ element\ *(*LWS\ ",\ " *LWS\ element\))$$

can be shown as 1# element. Wherever this construct is used, null elements are allowed, but do not contribute to the count of elements present. That is, "(element), , (element)" is permitted, but counts as only two elements. Therefore, where at least one element is required, at least one non-null element MUST be present. Default values are 0 and infinity so that "#element" allows any number, including zero; "1#element" requires at least one; and "1#2element" allows one or two.

Common Tokens

Certain tokens are used frequently in the BNF of this document, and not defined elsewhere. Their meaning is well understood but we include it here for completeness.

CR	=	%d13 ; US-ASCII CR, carriage return character
LF	=	%d10 ; US-ASCII LF, line feed character
CRLF	=	CR LF ; typically the end of a line
SP	=	%d32 ; US-ASCII SP, space character
HT	=	%d09 ; US-ASCII HT, horizontal tab character
LWS	=	[CRLF] 1*(SP HT) ; linear whitespace
DIGIT	=	"0" .. "9" ; a single decimal digit
CHAR	=	<any US-ASCII character (octets 0 - 127)>
CTL	=	<any US-ASCII control character (octets 0 – 31) and DEL (127)>
OCTET	=	<any 8-bit sequence of data>
TEXT	=	<any OCTET except CTLs, but including LWS>
unreserved	=	alphanum mark
mark	=	"_" "-" "." "!" "'" "*" "" "(" ")"
separators	=	"(" ")" "<" ">" "@" "," ";" ":" "\" "<>" "/" "[" "]" "?" "=" "{" "}" SP HT
escaped	=	"%" hex hex
hex	=	digit "A" "B" "C" "D" "E" "F" "a" "b" "c" "d" "e" "f"
alphanum	=	alpha digit
alpha	=	lowalpha upalpha
lowalpha	=	"a" "b" "c" "d" "e" "f" "g" "h" "i" "j" "k" "l" "m" "n" "o" "p" "q" "r" "s" "t" "u" "v" "w" "x" "y" "z"
upalpha	=	"A" "B" "C" "D" "E" "F" "G" "H" "I" "J" "K" "L" "M" "N" "O" "P" "Q" "R" "S" "T" "U" "V" "W" "X" "Y" "Z"
digit	=	"0" "1" "2" "3" "4" "5" "6" "7" "8" "9"
token	=	1*<any CHAR except CTL's or separators>
quoted-pair	=	" \ " CHAR
comment	=	"(" *(ctext quoted-pair comment) ")"
ctext	=	<any TEXT excluding "(" and ">">

D IANA Considerations

Section 4.4 describes a name space and mechanism for registering SIP options.

Section 6.41 describes the name space for registering SIP warn-codes.

E Changes in Version -10

Since version -09, the following changes have been made.

- Content-Encoding changed to “optional” in Table 4.
- URL element `hname` element now set to `1*uric` instead of `*uric`.
- Call-ID `local-id` element now set to `1*uric` instead of `*uric`.
- Reference to DNS MX records removed.
- `signed-by` value enclosed in quotation marks to avoid ambiguity for semicolon.
- Allow and Content-Encoding syntax definitions added, to avoid possible confusion about the meaning of the Method item and to allow inclusion of the abbreviation, respectively.
- Clarified the rule for adding tags to To headers in responses to simply count Via headers. This seems easier to implement than having a client decide whether there are other clients with the same URI out there.
- Explicitly state that REGISTER requests are ordered according to arrival. Anything else (CSeq within Call-ID, Date) does not work for any reasonable amount of server complexity.
- Suggest use of standard display name “Anonymous” for anonymous calls, to simplify blocking and in the spirit of similar conventions for caller-ID. (Clearly, this is only meaningful for requests signed by a third party.)
- Clarified Via header processing.
- Replaced reference to URI draft with RFC 2396.
- Removed references to UUID draft and simply required tags and local call id values to be cryptographically random. (Necessary since the UUID draft is not yet an RFC.)
- Emphasized that a proxies that accept TCP connections cannot be stateless. If they were, they could lose the UDP request, which would never be retransmitted by the TCP client.
- Accept, Accept-Language and Accept-Encoding can also appear in 415 responses if the message body of the request was not understood.
- Added canonical form definitions for authentication.
- Added exponential backoffs to reliability mechanisms
- Clarified use of tag for determining if a proxy server should process an ACK.
- Added IESG comments received during last call

F Acknowledgments

We wish to thank the members of the IETF MMUSIC WG for their comments and suggestions. Detailed comments were provided by Anders Kristensen, Jim Buller, Dave Devanathan, Yaron Goland, Christian Huitema, Gadi Karmi, Jonathan Lennox, Moshe J. Sambol, and Eric Tremblay.

This work is based, inter alia, on [34, 35].

G Authors' Addresses

Mark Handley
USC Information Sciences Institute
c/o MIT Laboratory for Computer Science
545 Technology Square
Cambridge, MA 02139
USA
electronic mail: mjh@isi.edu

Henning Schulzrinne
Dept. of Computer Science
Columbia University
1214 Amsterdam Avenue
New York, NY 10027
USA
electronic mail: schulzrinne@cs.columbia.edu

Eve Schooler
Computer Science Department 256-80
California Institute of Technology
Pasadena, CA 91125
USA
electronic mail: schooler@cs.caltech.edu

Jonathan Rosenberg
Lucent Technologies, Bell Laboratories
Rm. 4C-526
101 Crawfords Corner Road
Holmdel, NJ 07733
USA
electronic mail: jdrosen@bell-labs.com

References

- [1] R. Pandya, "Emerging mobile and personal communication systems," *IEEE Communications Magazine*, vol. 33, pp. 44–52, June 1995.

- [2] B. Braden, L. Zhang, S. Berson, S. Herzog, and S. Jamin, "Resource ReSerVation protocol (RSVP) – version 1 functional specification," RFC 2205, Internet Engineering Task Force, Oct. 1997.
- [3] H. Schulzrinne, S. Casner, R. Frederick, and V. Jacobson, "RTP: a transport protocol for real-time applications," RFC 1889, Internet Engineering Task Force, Jan. 1996.
- [4] H. Schulzrinne, R. Lanphier, and A. Rao, "Real time streaming protocol (RTSP)," RFC 2326, Internet Engineering Task Force, Apr. 1998.
- [5] M. Handley, "SAP: Session announcement protocol," Internet Draft, Internet Engineering Task Force, Nov. 1996. Work in progress.
- [6] M. Handley and V. Jacobson, "SDP: session description protocol," RFC 2327, Internet Engineering Task Force, Apr. 1998.
- [7] International Telecommunication Union, "Visual telephone systems and equipment for local area networks which provide a non-guaranteed quality of service," Recommendation H.323, Telecommunication Standardization Sector of ITU, Geneva, Switzerland, May 1996.
- [8] International Telecommunication Union, "Control protocol for multimedia communication," Recommendation H.245, Telecommunication Standardization Sector of ITU, Geneva, Switzerland, May 1998.
- [9] International Telecommunication Union, "Media stream packetization and synchronization on non-guaranteed quality of service lans," Recommendation H.225, Telecommunication Standardization Sector of ITU, Geneva, Switzerland, May 1996.
- [10] S. Bradner, "Key words for use in RFCs to indicate requirement levels," RFC 2119, Internet Engineering Task Force, Mar. 1997.
- [11] R. Fielding, J. Gettys, J. Mogul, H. Nielsen, and T. Berners-Lee, "Hypertext transfer protocol – HTTP/1.1," RFC 2068, Internet Engineering Task Force, Jan. 1997.
- [12] T. Berners-Lee, R. Fielding, and L. Masinter, "Uniform resource identifiers (URI): generic syntax," RFC 2396, Internet Engineering Task Force, Aug. 1998.
- [13] T. Berners-Lee, L. Masinter, and M. McCahill, "Uniform resource locators (URL)," RFC 1738, Internet Engineering Task Force, Dec. 1994.
- [14] A. Gulbrandsen and P. Vixie, "A DNS RR for specifying the location of services (DNS SRV)," RFC 2052, Internet Engineering Task Force, Oct. 1996.
- [15] P. Mockapetris, "Domain names - implementation and specification," RFC STD 13, 1035, Internet Engineering Task Force, Nov. 1987.
- [16] N. Borenstein and N. Freed, "MIME (multipurpose internet mail extensions): Mechanisms for specifying and describing the format of internet message bodies," RFC 1341, Internet Engineering Task Force, June 1992.
- [17] M. Hamilton and R. Wright, "Use of DNS aliases for network services," RFC 2219, Internet Engineering Task Force, Oct. 1997.

- [18] D. Zimmerman, "The finger user information protocol," RFC 1288, Internet Engineering Task Force, Dec. 1991.
- [19] S. Williamson, M. Koster, D. Blacka, J. Singh, and K. Zeilstra, "Referral whois (rwhois) protocol V1.5," RFC 2167, Internet Engineering Task Force, June 1997.
- [20] W. Yeong, T. Howes, and S. Kille, "Lightweight directory access protocol," RFC 1777, Internet Engineering Task Force, Mar. 1995.
- [21] E. M. Schooler, "A multicast user directory service for synchronous rendezvous," Master's Thesis CS-TR-96-18, Department of Computer Science, California Institute of Technology, Pasadena, California, Aug. 1996.
- [22] F. Yergeau, "UTF-8, a transformation format of ISO 10646," RFC 2279, Internet Engineering Task Force, Jan. 1998.
- [23] D. Crocker and P. Overell, "Augmented BNF for syntax specifications: ABNF," RFC 2234, Internet Engineering Task Force, Nov. 1997.
- [24] W. R. Stevens, *TCP/IP illustrated: the protocols*, vol. 1. Reading, Massachusetts: Addison-Wesley, 1994.
- [25] J. Mogul and S. Deering, "Path MTU discovery," RFC 1191, Internet Engineering Task Force, Nov. 1990.
- [26] D. Crocker, "Standard for the format of ARPA internet text messages," RFC STD 11, 822, Internet Engineering Task Force, Aug. 1982.
- [27] D. Meyer, "Administratively scoped IP multicast," RFC 2365, Internet Engineering Task Force, July 1998.
- [28] D. Eastlake, S. Crocker, and J. Schiller, "Randomness recommendations for security," RFC 1750, Internet Engineering Task Force, Dec. 1994.
- [29] P. Hoffman, L. Masinter, and J. Zawinski, "The mailto URL scheme," RFC 2368, Internet Engineering Task Force, July 1998.
- [30] J. Palme, "Common internet message headers," RFC 2076, Internet Engineering Task Force, Feb. 1997.
- [31] R. Fielding, J. Gettys, J. Mogul, H. Frystyk, L. Masinter, P. Leach, and T. Berners-Lee, "Hypertext transfer protocol – HTTP/1.1," Internet Draft, Internet Engineering Task Force, Sept. 1998. Work in progress.
- [32] M. Elkins, "MIME security with pretty good privacy (PGP)," RFC 2015, Internet Engineering Task Force, Oct. 1996.
- [33] D. Atkins, W. Stallings, and P. Zimmermann, "PGP message exchange formats," RFC 1991, Internet Engineering Task Force, Aug. 1996.
- [34] E. M. Schooler, "Case study: multimedia conference control in a packet-switched teleconferencing system," *Journal of Internetworking: Research and Experience*, vol. 4, pp. 99–120, June 1993. ISI reprint series ISI/RS-93-359.

- [35] H. Schulzrinne, "Personal mobility for multimedia services in the Internet," in *European Workshop on Interactive Distributed Multimedia Systems and Services (IDMS)*, (Berlin, Germany), Mar. 1996.

Full Copyright Statement

Copyright (c) The Internet Society (1998). All Rights Reserved.

This document and translations of it may be copied and furnished to others, and derivative works that comment on or otherwise explain it or assist in its implementation may be prepared, copied, published and distributed, in whole or in part, without restriction of any kind, provided that the above copyright notice and this paragraph are included on all such copies and derivative works. However, this document itself may not be modified in any way, such as by removing the copyright notice or references to the Internet Society or other Internet organizations, except as needed for the purpose of developing Internet standards in which case the procedures for copyrights defined in the Internet Standards process must be followed, or as required to translate it into languages other than English.

The limited permissions granted above are perpetual and will not be revoked by the Internet Society or its successors or assigns.

This document and the information contained herein is provided on an "AS IS" basis and THE INTERNET SOCIETY AND THE INTERNET ENGINEERING TASK FORCE DISCLAIMS ALL WARRANTIES, EXPRESS OR IMPLIED, INCLUDING BUT NOT LIMITED TO ANY WARRANTY THAT THE USE OF THE INFORMATION HEREIN WILL NOT INFRINGE ANY RIGHTS OR ANY IMPLIED WARRANTIES OF MERCHANTABILITY OR FITNESS FOR A PARTICULAR PURPOSE.