

Some Outstanding Projects

Stephen A. Edwards

Columbia University

Spring 2016

Mathematical Languages: Mx, CAL

Graphics Languages: CAL, CLAM, curve

C- and Java-Like Languages: Cpi, Dice

Hardware Description Languages: EHDL

Music Languages: Note-Hashtag

Mx: A Programming Language for Scientific Computation

Tiantian Zhou, Hanhua Feng, Yong Man Ra, Chang Woo Lee 2003

Matlab-like language

- ▶ Matrix literals, slicing (e.g., `a[0, :]`)
- ▶ User-defined functions; functions as first-class objects
- ▶ Expression-only and imperative-style function declarations

Compiled into Java with an extensive matrix library

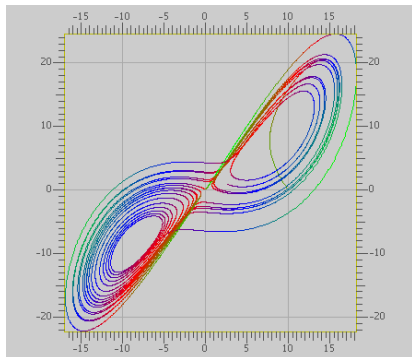
Example

Plotting the Lorenz equations

$$\frac{dy_0}{dt} = \alpha(y_1 - y_0)$$

$$\frac{dy_1}{dt} = y_0(r - y_2) - y_1$$

$$\frac{dy_2}{dt} = y_0y_1 - by_2$$



```

a = 10;      /* Parameters for the Lorenz Equations */
b = 8/3.0;
r = 28;

func Lorenz ( y, t ) = [ a*(y[1]-y[0]); /* Matrix literal */
                        -y[0]*y[2] + r*y[0] - y[1];
                        y[0]*y[1] - b*y[2] ];

func RungeKutta( f, y, t, h ) { /* Differential Equation Solver */
    k1 = h * f( y, t );          /* Invoke function f */
    k2 = h * f( y+0.5*k1, t+0.5*h );
    k3 = h * f( y+0.5*k2, t+0.5*h );
    k4 = h * f( y+k3, t+h );
    return y + (k1+k4)/6.0 + (k2+k3)/3.0;
}

N = 20000;
p = zeros(N+1,3); /* matrix of zeros */
t = 0.0;
h = 0.001;
x = [ 10; 0; 10 ]; /* matrix literal */
p[0,:] = x';      /* matrix transpose */

for ( i = 1:N ) {
    x = RungeKutta( Lorenz, x, t, h ); /* Perform a step */
    p[i,:] = x';
    t += h;
}

colormap(3);
plot(p); /* Plot points in the matrix */
return 0; /* Terminate */

```

YAPPL: Yet Another Probabilistic Programming Language

David Hu, Jonathan Huggins, Hans Hyttinen, Harley McGrew, 2011

For programming statistical models: Church-inspired language

- ▶ OCaml-like functional syntax with explicit types
- ▶ `fun` keyword for defining functions
- ▶ Imperative code, too

Compiled to OCaml

```

###
# An implementation of the Dirichlet Process (DP) using memoization
###
fun float:beta float:a float:b = ~rand in

# get a stick, breaking more if necessary
fun int:pickastick (fun float int):sticks int:j =
  if ~rand < ~sticks j then j else ~pickastick sticks j+1
in

# generic Dirichlet process code
fun (fun int):DP float:alpha (fun int):proc =
  fun float:sticks int:x := ~beta 1.0 alpha in
  fun int:atoms int:x := ~proc in
  fun int:f = ~atoms ~pickastick sticks 1 in
  f # return f
in

fun (fun (fun int) float):DPMem float:alpha (fun int float):proc =
  fun (fun int):dps float:arg :=
    fun int:apply = ~proc arg in
    ~DP alpha apply
  in
  fun (fun int):dp float:arg = ~dps arg in
  dp
in

# this function will create Dirichlet process draws with geometric base distribution
let (fun (fun int) float):geom_dp = ~DPMem 1.0 geom in

# this is a DP draw with geometric base distribution with q = .2
let (fun int):mydraw = ~geom_dp .2 in

# use a tail-recursive loop to generate some samples from the Dirichlet Process
fun bool:loop int:i =
  ~print ~mydraw;
  if i > 0 then ~loop i - 1 else true
in
~seed;
~loop 30; ~print_line ~mydraw

```

CAL: Concise Animation Language

Tianliang Sun, Xinan Xu, Jingyi Guo, 2013

- ▶ C-like syntax
- ▶ User-defined functions
- ▶ Structs
- ▶ OpenGL calls

C-like language compiles into LLVM IR linked to OpenGL


```

int i = 0, j = 0, size = 10;

struct point_or_shape {
    point pt;
    shape shp;
};

int add_point_or_shape(int x, int y,
                      struct point_or_shape pos){
    if(x == y || x == size - y - 1)
        add_shape(pos.shp);
    else
        add_point(pos.pt);
    return 0;
}

int main(){
    struct point_or_shape pos;
    point pt;
    shape shp;

    for(i = 0; i < size; i=i++){
        for(j = 0; j < size; j=j++){
            pt.x=0.2*j+0.1-1.0;
            pt.y=-0.2*i-0.1+1.0;
            pt.vx=pt.y+pt.x;
            pt.vy=pt.x-pt.y;
            pt.r=pt.x/2.0+0.5;
            pt.g=pt.y/2.0+0.5;
            pt.b=0.0;

            shp.size=0.2;
            shp.x=0.2*j+0.1-1.0;
            shp.y=-0.2*i-0.1+1.0;
            shp.vy=shp.x/2.0+shp.y;
            shp.vx=shp.y/2.0-shp.x;
            shp.r=shp.x/2.0+0.5;
            shp.g=shp.y/2.0+0.5;
            shp.b=1.0;
            shp.omega=1.0;
            pos.pt = pt;
            pos.shp = shp;
            wait(0.05);
            add_point_or_shape(j, i, pos);
        }
    }

    for(i=0;i<size*size;i=i++){
        wait(0.05);
        pop_shape();
        pop_point();
    }

    return 0;
}

```

CLAM: Concise Linear Algebra Manipulation Language

Jeremy Andrus, Robert Martin, Kevin Sun, Yongxu Zhang, 2011

Image-processing language

- ▶ Images with multiple channels (arrays, e.g., Red, Green)
- ▶ Calculations: either literal C code or matrices
- ▶ Kernel: sequence of calculations assembled with |
- ▶ Convolution operator **

Compiles into C++ with extensive use of templates

```

Image srcimg = imread(1);

/* Calc: functions on images */

/* # is "escape to C" */
Calc Lum := #[(3*Red + 6*Green + 1*Blue)/10]#;
Calc sobelG<Uint8>:=
    #[sqrt((float)sobelGx*sobelGx + (float)sobelGy*sobelGy)]#;
Calc sobelTheta<Angle>:= #[atan((float)sobelGy/(float)sobelGx)]#;

srcimg |= Lum; /* Calculate luminance of source image */

Calc sobelGx<Uint8> := [1 / 1]{ -1  0 +1 , /* Convolution kernel */
                          -2  0 +2 ,
                          -1  0 +1 };
Calc sobelGy<Uint8> := [1 / 1]{ +1 +2 +1 ,
                              0  0  0 ,
                              -1 -2 -1 };

Kernel sobel = | @sobelGx | @sobelGy | sobelG; /* Build up kernel */
sobel |= sobelTheta; /* Add another kernel */

Image edges = srcimg:Lum ** sobel; /* Convolve with sobel */

Image output;
output:Red   = edges:sobelG; /* Output B&W */
output:Green = edges:sobelG;
output:Blue  = edges:sobelG;

imgwrite( output, "png", 2);

```

curve: Vector Graphics Animation

Kun An, John Chan, David Mauskop, Wisdom Omuya, Zitong Wang, 2012

C-like language for animating vector graphics

- ▶ `int`, `Point`, `Curve`, and `Layer` types
- ▶ Wrote their own standard library with functions like `rectangleXY`

Compiles into bytecode and interpreted

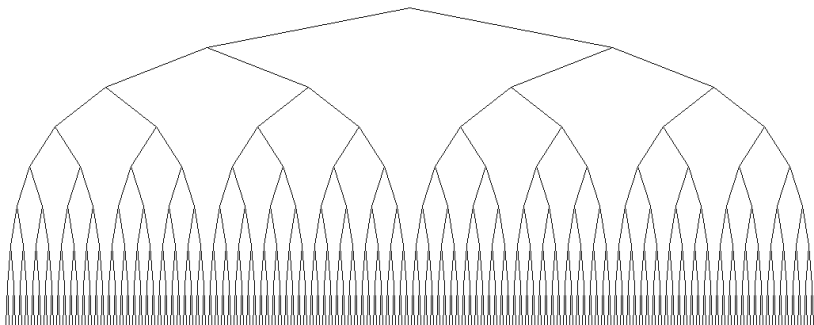
```
int drawTree(int x, int y, int n) {
    Curve left;
    Curve right;

    if (n == 0) return 1;

    drawTree(x - exp(2, n), y - 50, n - 1);
    drawTree(x + exp(2, n), y - 50, n - 1);

    left = lineP((x, y), (x - exp(2, n), y - 50));
    right = lineP((x, y), (x + exp(2, n), y - 50));

    draw([left, right]);
    pause(100);
    return 1;
}
```



Cpi: A C dialect for the Raspberry Pi

Edward Garcia, Niket Kandya, Naveen Revanna, Sean Yeh, 2013

Stripped-down C

- ▶ Integers, characters, pointers, arrays, structs
- ▶ User-defined functions
- ▶ for, if, case, while statements

Compiles into ARM V6 assembly

```

int checkrow(char board[], int row){
    int x1;
    int x2;
    x1 = row + 1;
    x2 = row + 2;
    if (board[row] == board[x1]){
        if (board[x1] == board[x2]){
            if (board[row] != ' '){
                printf("Row win!\n");
                return 1;
            }
        }
    }
    return 0;
}

int checkcol(char board[], int col){
    int x1;
    int x2;
    x1 = col + 3;
    x2 = col + 6;
    if (board[col] == board[x1]){
        if (board[x1] == board[x2]){
            if (board[col] != ' '){
                printf("Column win!\n");
                return 1;
            }
        }
    }
    return 0;
}

```

```

int checkboard(char board[]){
    int result;
    int j;
    result = 0;

    for (j = 0; j < 3; j = j + 1){
        result = result +
            checkrow(board, 3*j) +
            checkcol(board, j);
    }

    // Check diags
    if (board[0] != ' '){
        if (board[0] == board[4]){
            if (board[4] == board[8]){
                result = 1;
            }
        }
    }
    if (board[2] != ' '){
        if (board[2] == board[4]){
            if (board[4] == board[6]){
                result = 1;
            }
        }
    }

    return result;
}

```



```

int printboard(char board[]){
    printf("|%c|%c|%c|\n", board[0],
           board[1],board[2]);
    printf("-----\n");
    printf("|%c|%c|%c|\n", board[3],
           board[4],board[5]);
    printf("-----\n");
    printf("|%c|%c|%c|\n", board[6],
           board[7],board[8]);
    return 0;
}

```

```

char getchar(int p){
    if (p == 1){
        return 'O';
    }
    return 'X';
}

```

```

int main()
{
    int player;
    int winner;
    int choice;
    int valid;
    int i;
    int count;
    char board[9];
    char tempc;

```

```

board[0] = ' ';    board[1] = ' ';
board[2] = ' ';    board[3] = ' ';
board[4] = ' ';    board[5] = ' ';
board[6] = ' ';    board[7] = ' ';
board[8] = ' ';    board[9] = ' ';

```

```

printf("Player 1: 'O'\nPlayer 2: 'X'\n\n");
printf("Valid inputs are 0-9\n\n");

```

```

count = 0; winner = 0; player = 1;

```

```

while (winner == 0){
    printboard(board);

```

```

    valid = 0;
    while(valid == 0){
        printf("Player %d, enter your move: ",
               player);
        printf("\n");

```

```

        scanf("%d", &choice);

```

```

        valid = 1;
        if (choice < 0){ valid = 0; }
        if (choice > 9){ valid = 0; }
        if (valid == 1){
            if (board[choice] != ' '){
                valid = 0;
            }
        }

```

```

    }
}

```

```
tempc = getchar(player);
board[choice] = tempc;
if (checkboard(board) > 0){
    printboard(board);
    printf("Winner is Player %d!\n", player);
    winner = player;
}

if (player == 1) {
    player = 2;
} else {
    player = 1;
}

count = count + 1;
if (count >= 9){
    if (winner == 0){
        printf("No one wins!\n");
        winner = -1;
    }
}
}
return 0;
}
```

Dice: “Java, but worse”

David Watkins, Emily Chen, Philip Schiffrin, Khaled Atef, 2015

Simplified Java language

- ▶ Classes, inheritance
- ▶ Methods, virtual function dispatch
- ▶ Arrays
- ▶ Strings
- ▶ File I/O

Compiles to LLVM

```

include("stdlib");

class Player {
    public class LocationObj placeTile(bool retry)  {
        return new LocationObj();
    }

    public void setResult(class LocationObj move) {
    }
}

class HumanPlayer extends Player {
    private class Board board;
    public int myPieceType;

    constructor()  {
        this.board = new Board();
        this.myPieceType = 2;
        class Board b = this.board;
        b.initializeBoard();
    }

    public class LocationObj placeTile(bool retry)  {
        if (this.myPieceType == 2)
            this.myPieceType = 1;
        if (retry){
            print("Last move was invalid. Retry.\n"); }
        print("It's your turn\n");
        class Board b = this.board;
        b.printBoard();

        print("Please enter your move\n");
        class LocationObj move = this.getLocationObjChoice();
        int temp = this.myPieceType;
        b.setPlayerMove(move, temp);
        return move;
    }
}

```

```

public void setResult(class LocationObj move) {
    int temp = this.myPieceType;
    if (temp == 1) {
        bool one = (move.getHorizontal() == 3);
        bool two = (move.getHorizontal() == 4);
        bool three = (move.getVertical() == 3);
        bool four = (move.getVertical() == 4);
        bool five = ((one or two ) and (three or four));
        if(not five){
            this.myPieceType = 0;
        }
    }
    int opponentPieceType;
    int temp2 = this.myPieceType;
    if (temp2 == 0){
        opponentPieceType = 1; }
    else {
        opponentPieceType = 0;}

    class Board b = this.board;
    b.setPlayerMove(move, opponentPieceType);
}

private class LocationObj getLocationObjChoice(){
    char[] userInput;
    class String uInput;
    class Board b = new Board();
    class LocationObj move = null;
    int temp = this.myPieceType;
    while (not (b.isValid(move, temp))) {
        print("You are " , this.myPieceType , ". What is the x location of your next move?");
        userInput = input();
        uInput = new String(userInput);
        int x = uInput.toInteger();
        print("You are " , this.myPieceType , ". What is the y location of your next move?");
        userInput = input();
        uInput = new String(userInput);
        int y = uInput.toInteger();
        move = new LocationObj(x - 1, y - 1);
        bool one = b.isValid(move,temp);
        if (not one){
            print("invalid move, try again.\n"); }
    }
    return move;
}

```

EHDL: Hardware Description Language

Paolo Mantovani, Mashooq Muhaimen, Neil Deshpande, Kaushik Kaul, 2011

- ▶ Bit vectors/binary numbers of a specific width
- ▶ User-defined functions
- ▶ If-then-else, switch-case
- ▶ POS denotes clock boundaries in imperative code
- ▶ `while` loops have an implicit clock
- ▶ Arrays for little memories

Compiles into VHDL

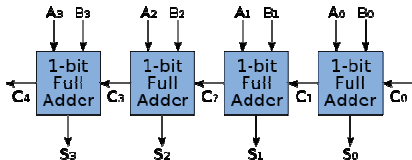
```
(int(1) sum, int(1) carry) fulladder(int(1) a, int(1) b, int(1) carryin){
    sum = a ^ b ^ carryin;
    carry = (a && b) ^ (carryin && (a ^ b));
}
```

```
(int(4) s, int(1) overflow) main(int(4) a, int(4) b, int(1) carryin) {
    int(1) sum[4];
    int(1) carry[4];

    (sum[0], carry[0]) = fulladder(a(0),b(0),carryin);
    (sum[1], carry[1]) = fulladder(a(1),b(1),carry[0]);
    POS(1);
    (sum[2], carry[2]) = fulladder(a(2),b(2),carry[1]);
    (sum[3], carry[3]) = fulladder(a(3),b(3),carry[2]);
    POS(1);

    s(3) = sum[3]; s(2) = sum[2];
    s(1) = sum[1]; s(0) = sum[0];

    if ((a>0) && (b>0) && (sum[3]<0) )overflow = 1;
    else if ((a<0) && (b<0) && (sum[3]>0) )overflow = 1;
    else overflow = 0;
}
```



```

/* Sieve of Eratosthenes */

/* emits all the prime numbers less than m. m must be less than 200
as there is a bounded buffer of size 200 that is being used */
(int(32) primes=2) main (int(32) m) {

    int(1) a[200];
    int(1) sig;
    int(32) n = 2;
    int(32) k = 2;

    while (n <= m) {

        if ((a[n] == 0) && (k <= m)) {
            if (k == n) {
                primes = n; /* generate output */
            } else {
                a[k] = 1;
            }
            k = k + n;
        } else {
            n = n + 1;
            k = n + 1;
        }
    }
    /* Implicit clock cycle here */
}

```


Note-Hashtag: Music Synthesis Language

Kevin Chen, Brian Kim, Edward Li, 2015

- ▶ Vectors of notes with durations
- ▶ Functional-like transformations (e.g., scale up two pitches)
- ▶ Rhythm can be projected on a melody
- ▶ Melody can be projected onto a key signature
- ▶ User-defined composite types

Generates C++ code that produces a .WAV file

```

// Twinkle, Twinkle Little Star
// main parts
intro = quarter:[ 1 1 5 5 6 6 ] . half:5
chorus = Rhythms intro : [ 4 4 3 3 2 2 1 ]
bridge = Relative 1 chorus

// the tune
twinkle_melody = intro . chorus . bridge . bridge . intro . chorus
twinkle_harmony = Relative 2 twinkle_melody

// supporting line
base = eighth:[ 1 5 3 5 ]
rise = eighth:[ 1 6 4 6 ]
fall = eighth:[ 7@(-1) 5 2 5 ]
bottom = eighth:[ 6@(-1) 5 1 5 ]

intro_accomp = base . base . rise . base
chorus_accomp = fall . base . bottom . base
bridge_accomp = base . fall . base . fall

// the accompaniment
accomp = intro_accomp . chorus_accomp . bridge_accomp . \
        bridge_accomp . intro_accomp . chorus_accomp
twinkle_bass = Octave (-1) accomp

// the song
twinkle = Parallel { twinkle_melody twinkle_harmony twinkle_bass }
twinkle$volumes = { 1.0 0.5 0.5 }
Render twinkle "twinkle.wav"

```

```
tempo = 74
```

```
// stairway to heaven - led zeppelin
```

```
intro = eighth : [ 6@(-1) 1 3 6 7,5# 3 1 7 ] .\
```

```
  e : [ 1@1,5 3 1 1@1 4#,4#@(-1) 2 6@(-1) 4 ] .\
```

```
  e : [ 3,4@(-1) 1 6@(-1) ] . q:1 . e : [ 3 1 6@(-1) ]
```

```
fin_chord = 5@(-1),7@(-1)
```

```
fin = e:fin_chord,7@(-2) . Relative 1 ([ e (q+e) ]:fin_chord,5@(-2))
```

```
intro = intro . fin . Octave (-1) (e:[ 6@(-1) 4 3 ])
```

```
// note that the next phrase is the same except for the first and last notes
```

```
intro_next = EndWith ([ e e h ]:Chords fin . q:~) (StartWith (e:6@(-2)) intro)
```

```
stairway = intro . intro_next
```

```
all_the_way_to_heaven = Parallel { stairway }
```

```
Render all_the_way_to_heaven "stairway_to_heaven.wav"
```