




Video
CSEE W4840

Prof. Stephen A. Edwards

Columbia University

Television: 1939 Du Mont Model 181

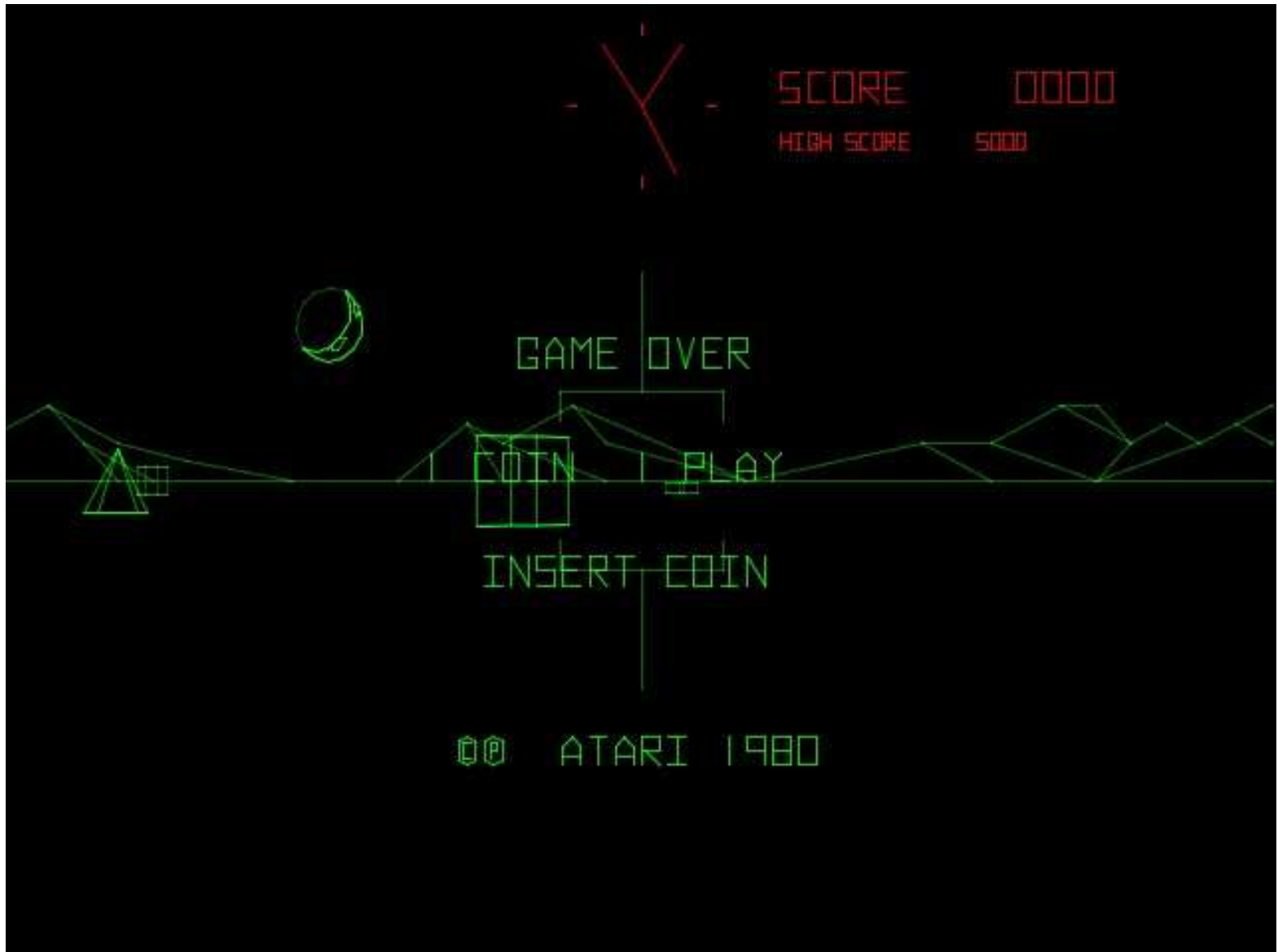


The Model 181 is a high console model which provides television sight and sound entertainment with a selection of four (4) television channels. The black and white picture of pleasing contrast is reproduced on the screen of the 14 inch teletron, and measures 8 inches by 10 inches. The beautifully grained walnut cabinet of pleasing modern design measures 48 $\frac{3}{8}$ inches high, 23 inches wide and 26 inches deep. It is completely A.C., operated from standard 110 volt 60 cycle power lines. Twenty-two (22) tubes including the Du Mont Teletron are employed in the superhetrodyne circuit. A dynamic speaker is used for perfect sound reproduction. In addition, a three-band superhetrodyne all wave radio is provided for standard radio reception. This receiver employs 8 tubes, is completely A.C. operated from 110 volt 60 cycle power lines. Push button and manual tuning are provided. An individual dynamic speaker is used for broadcast sound reproduction.

*Model
181*

TVhistory.TV

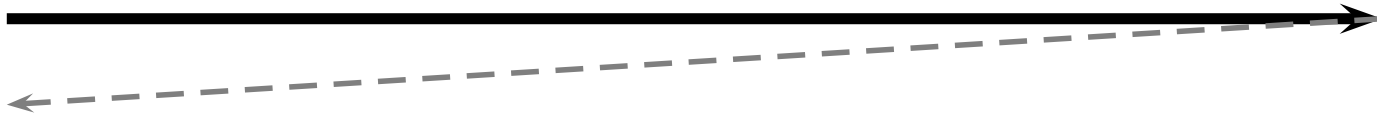
Vector Displays



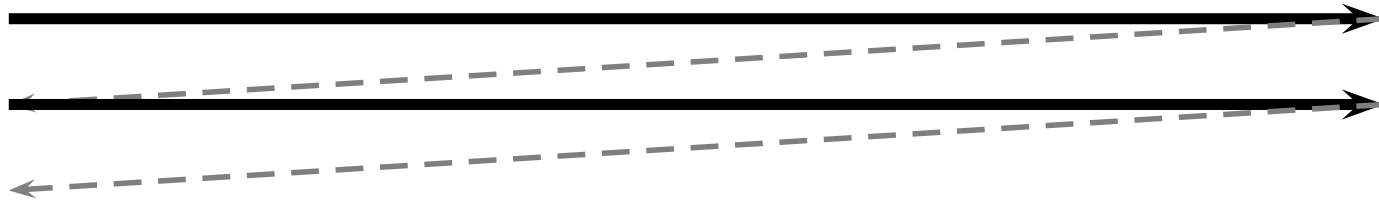
Raster Scanning



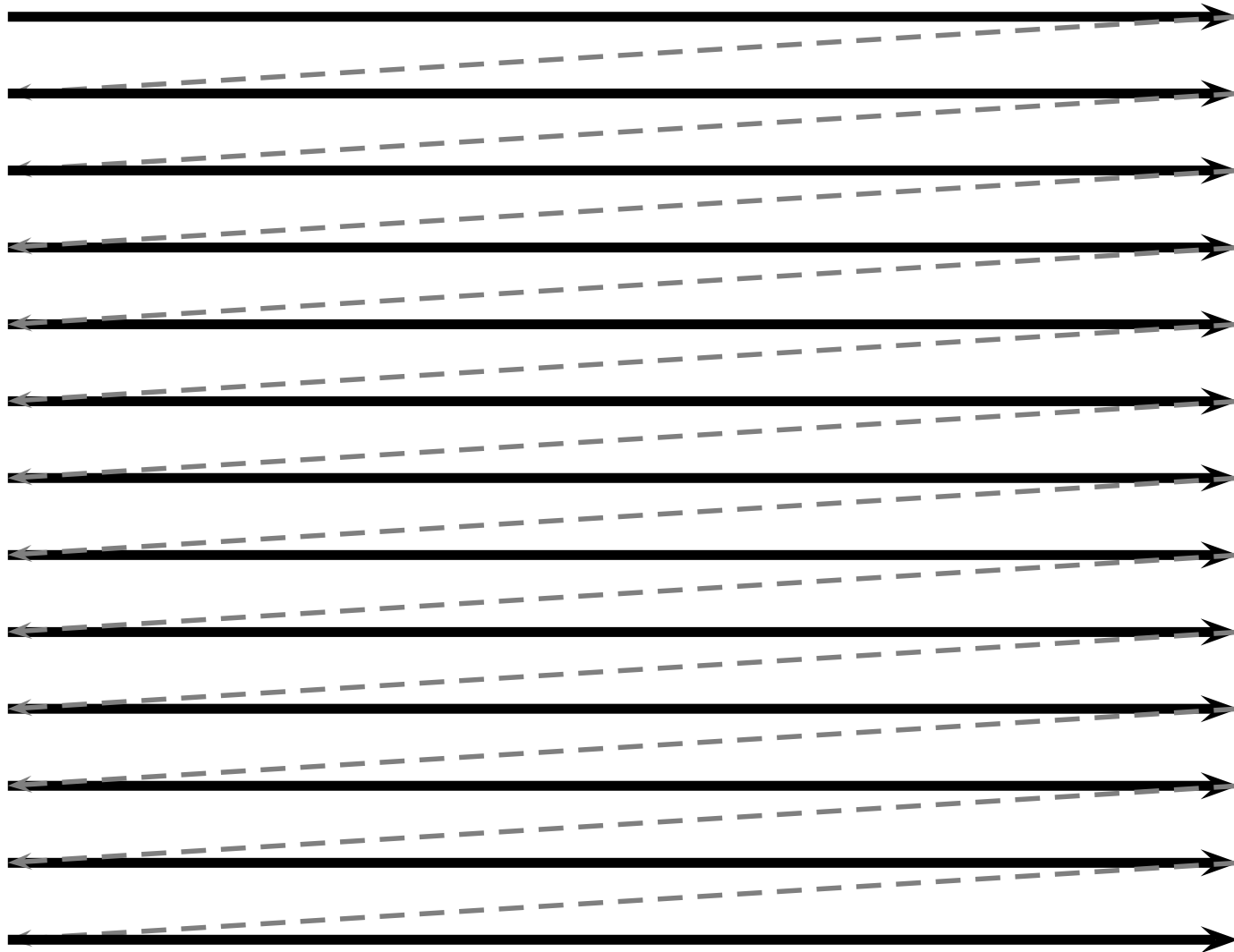
Raster Scanning




Raster Scanning



Raster Scanning



Raster Scanning



NTSC or RS-170

Originally black-and-white

60 Hz vertical scan frequency

15.75 kHz horizontal frequency

$$\frac{15.75 \text{ kHz}}{60 \text{ Hz}} = 262.5 \text{ lines per field}$$

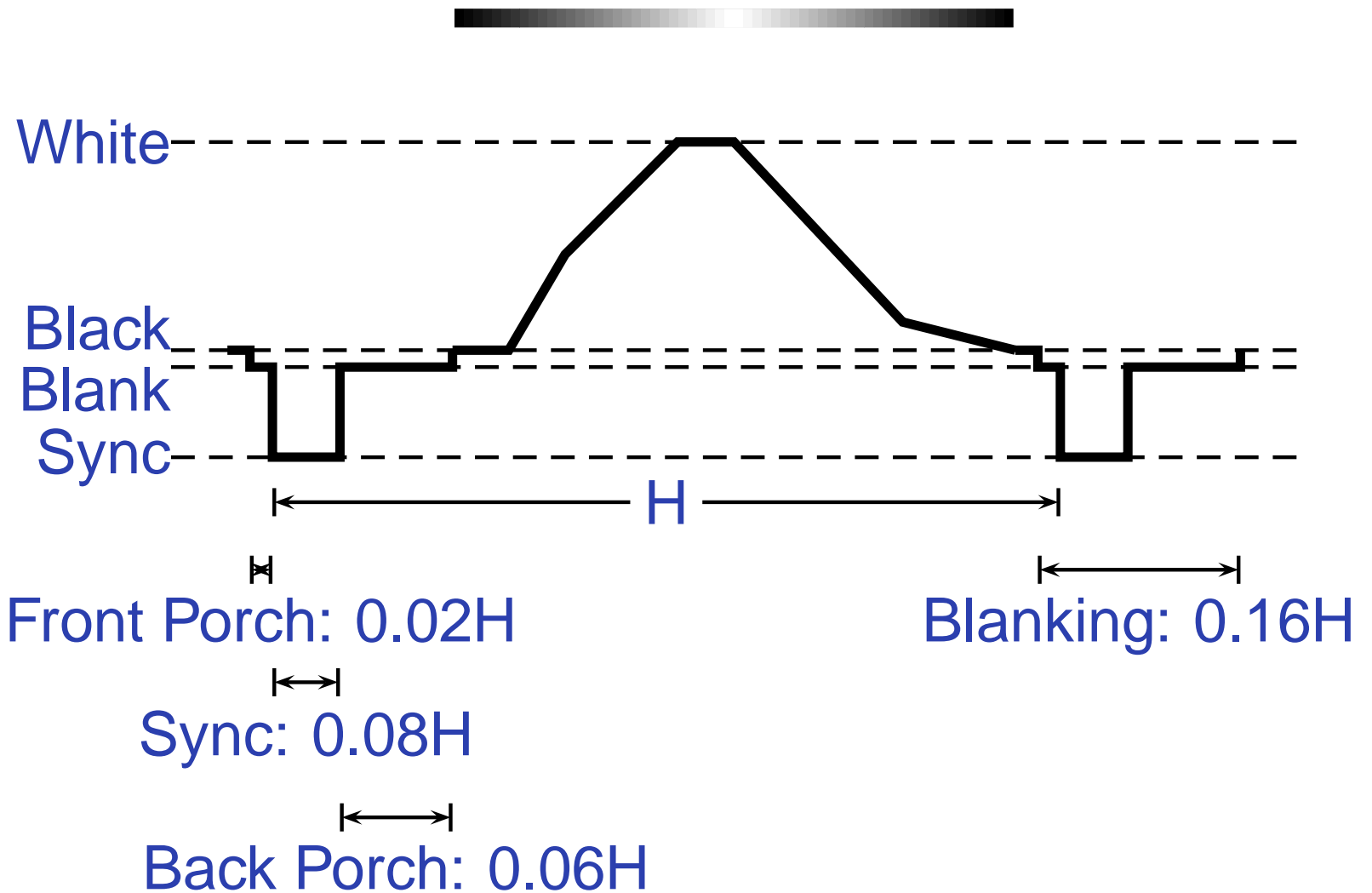
White 1 V

Black 0.075 V


Blank 0 V

Sync – 0.4 V

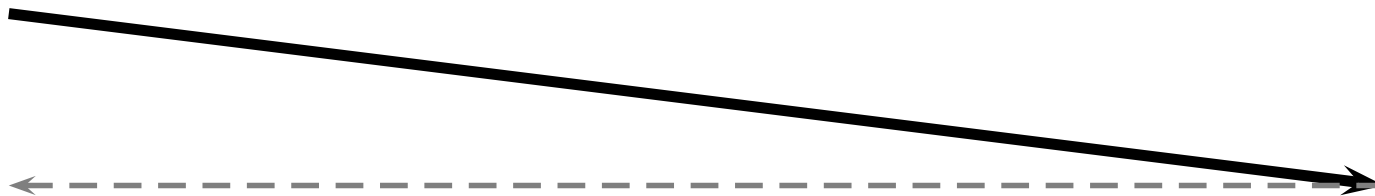
A Line of B&W Video



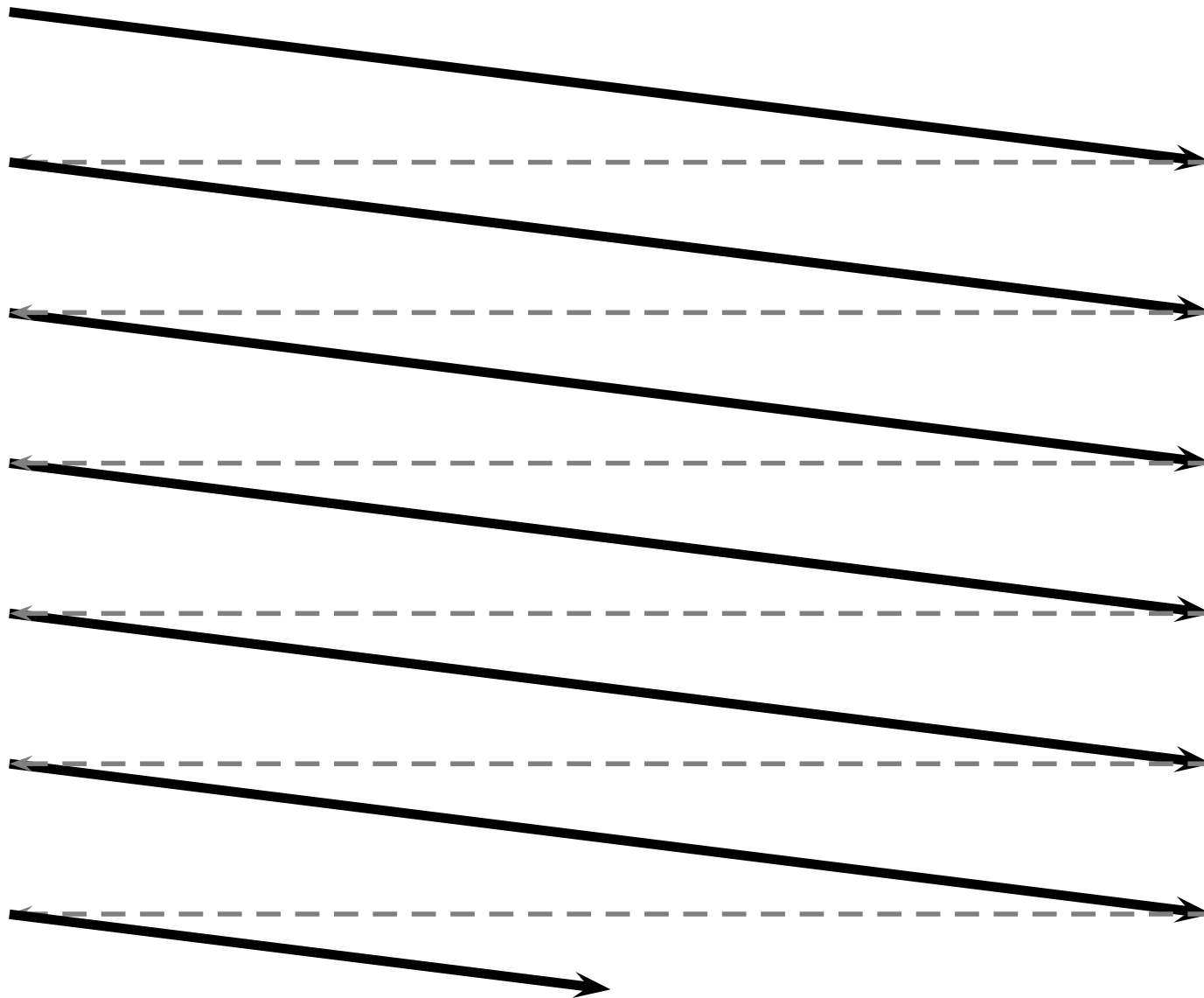
Interlaced Scanning



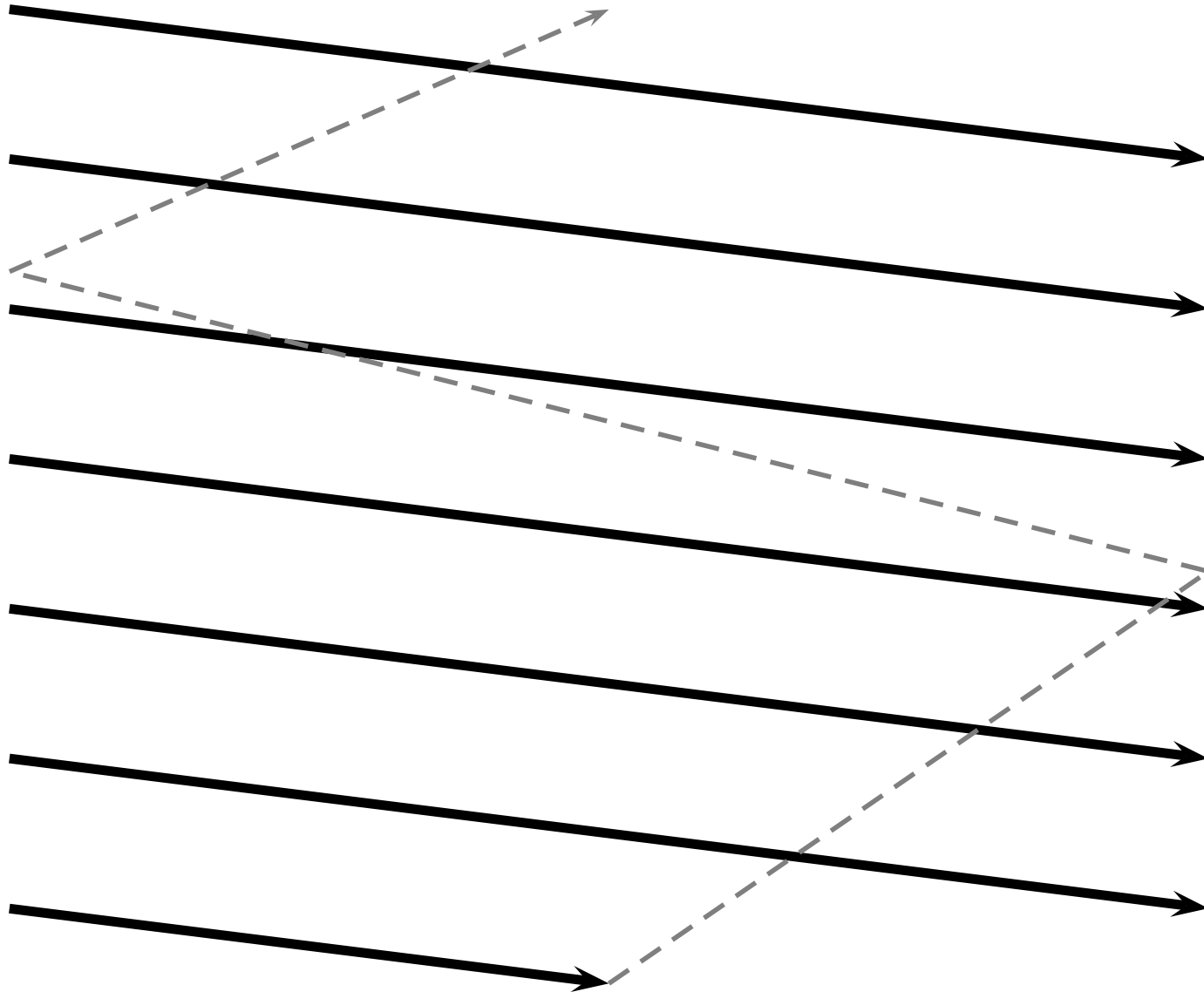
Interlaced Scanning



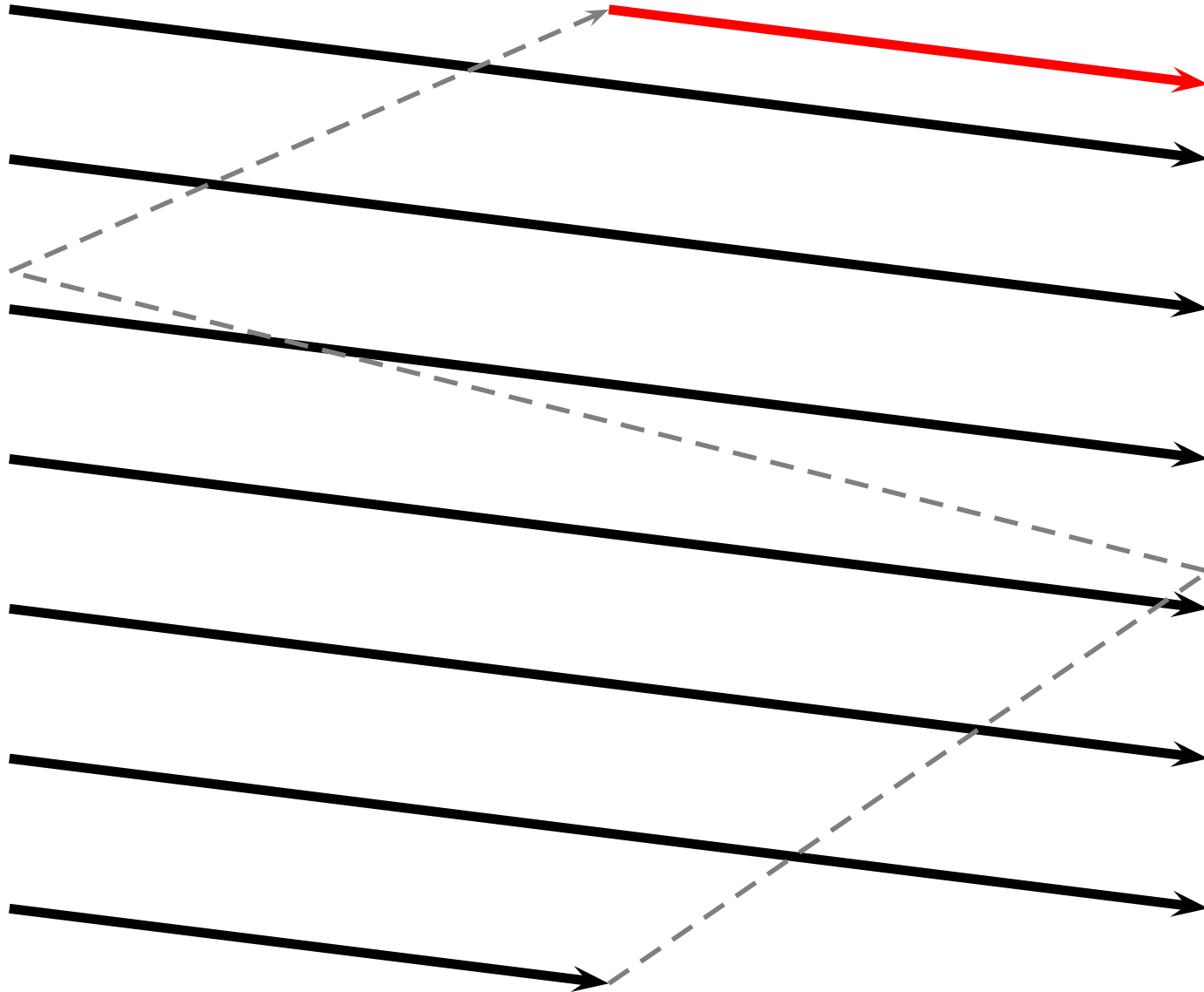
Interlaced Scanning




Interlaced Scanning



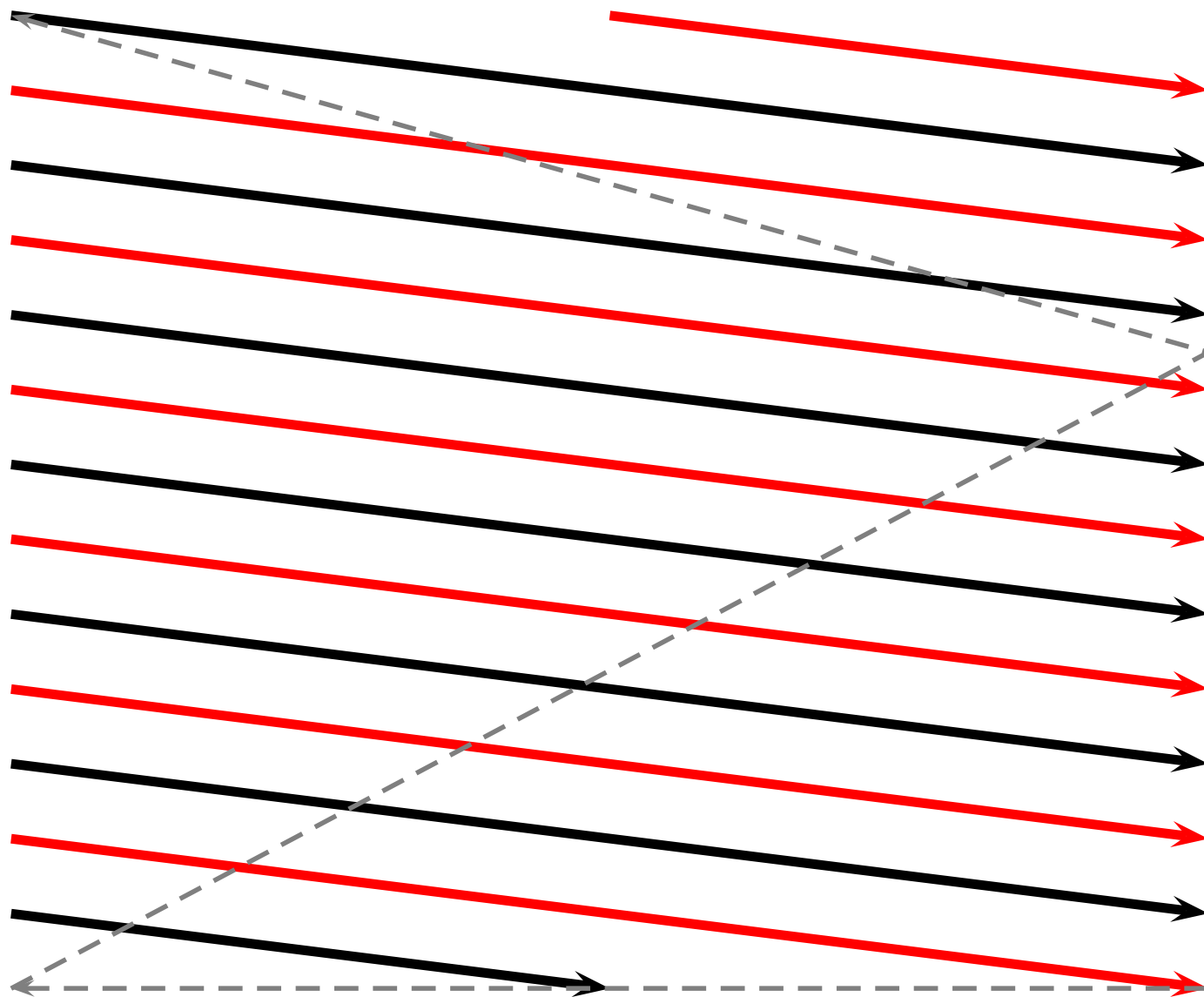
Interlaced Scanning



Interlaced Scanning



Interlaced Scanning



Color Television

Color added later: had to be backwards compatible.

Solution: continue to transmit a “black-and-white” signal and modulate two color signals on top of it.

RGB vs. YIQ colorspaces

$$\begin{bmatrix} 0.30 & 0.59 & 0.11 \\ 0.60 & -0.28 & -0.32 \\ 0.21 & -0.52 & 0.31 \end{bmatrix} \begin{bmatrix} R \\ G \\ B \end{bmatrix} = \begin{bmatrix} Y \\ I \\ Q \end{bmatrix}$$

Y baseband 4 MHz “black-and-white” signal

I as 1.5 MHz, Q as 0.5 MHz at 90°:

modulated at 3.58 MHz

International Standards


	lines	active lines	vertical res.	aspect ratio	horiz. res.	frame rate
NTSC	525	484	242	4:3	427	29.94 Hz
PAL	625	575	290	4:3	425	25 Hz
SECAM	625	575	290	4:3	465	25 Hz

PAL: Uses YUV instead of YIQ, flips phase of V every other line

SECAM: Transmits the two chrominance signals on alternate lines; no quadrature modulation

Computer Video: VGA

1	2	3	4	5
Red	Green	Blue	ID2	GND
6	7	8	9	10
RGND	GGND	BGND	(+5V)	GND
11	12	13	14	15
ID0	ID1	hsync	vsync	ID3



ID2	ID0	ID1	
-	-	GND	Monochrome, < 1024×768
-	GND	-	Color, < 1024×768
GND	GND	-	Color, ≥ 1024×768

DDC1 ID2 Data from display
vsync also data clock

DDC2 ID1 I²C SDA
ID3 I²C SLC

VGA Timing

Mode	Resolution	Vertical	Horizontal	Pixel Clock
VGA	640×350	70 Hz	31.5 kHz	25.175 MHz
VGA	640×400	70 Hz	31.5 kHz	25.175 MHz
VGA	640×480	59.94 Hz	31.469 kHz	25.175 MHz
SVGA	800×600	56 Hz	35.2 kHz	36 MHz
SVGA	800×600	60 Hz	37.8 kHz	40 MHz
SVGA	800×600	72 Hz	48.0 kHz	50 MHz
XGA	1024×768	60 Hz	48.5 kHz	65 MHz
SXGA	1280×1024	61 Hz	64.2 kHz	110 MHz
HDTV	1920×1080i	60 Hz		
UXGA	1600×1200	60 Hz	75 kHz	162 MHz
UXGA	1600×1200	85 Hz	105.77 kHz	220 MHz
WUXGA	1920×1200	70 Hz	87.5 kHz	230 MHz

Detailed VGA Timing

640 × 480, “60 Hz”

25.175 MHz Dot Clock
31.469 kHz Line Frequency
59.94 Hz Field Frequency

pixels	role	lines	role
8	Front Porch	2	Front Porch
96	Horizontal Sync	2	Vertical Sync
40	Back Porch	25	Back Porch
8	Left border	8	Top Border
640	Active	480	Active
8	Right border	8	Bottom Border
<hr/>		<hr/>	
800	total per line	525	total per field

Active-low Horizontal and Vertical sync signals.